

Features

- ◇ 45W (8/20μs) Peak Pulse Power
- ◇ Low Capacitance ESD Protection
- ◇ SOT-143 Package
- ◇ RoHS Compliant
- ◇ Matte Tin Lead finish (Pb-Free)
- ◇ Protect Two High Speed Data Lines and Vcc
- ◇ Meet IEC61000-4-2 Level 4:
 - Contact Discharge > 15kV
 - Air Discharge > 20kV

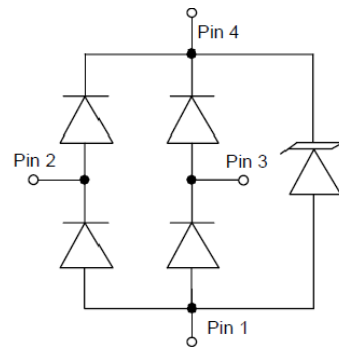
Applications

- ◇ I²C Bus Protection
- ◇ ISDN S/T Interface
- ◇ Ethernet 10/100 BaseT
- ◇ Portable Electronics
- ◇ Video Line Protection
- ◇ WAN/LAN Equipment
- ◇ Microcontroller Input Protection
- ◇ USB Power and Data Line Protection
- ◇ T1/E1 Secondary IC Side Protection

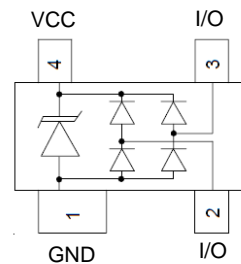
Ordering information

Device	Package	Marking
PRTR5V0U2X	SOT-143	WR1

Circuit Diagram



PIN Diagram



Absolute Maximum Ratings (T_A=25°C unless otherwise specified)

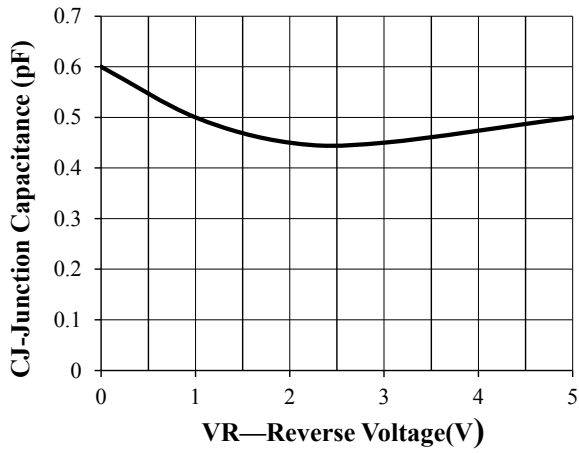
Parameter	Symbol	Value	Unit
Peak Pulse Power (8/20μs, I/O-GND)	Ppk	45	W
Peak Pulse Power (8/20μs, Vcc-GND)	Ppk	60	W
Peak Pulse Current (8/20μs, I/O-GND)	IPP	3	A
Peak Pulse Current (8/20μs, Vcc-GND)	IPP	4	A
ESD per IEC 61000-4-2 (Air)	V _{ESD, VDD}	±20	kV
ESD per IEC 61000-4-2 (Contact)	V _{ESD, I/O}	±15	kV
Operating Temperature Range	T _J	-55 to +125	°C
Storage Temperature Range	T _{stg}	-55 to +150	°C

PRTR5V0U2X

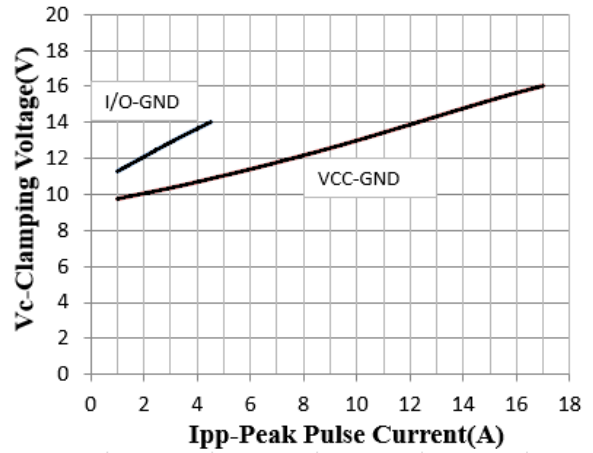
Electrical Characteristics ($T_A=25^{\circ}\text{C}$ unless otherwise specified)

Parameter	Symbol	Test Condition	Min	Typ	Max	Unit
Reverse Working Voltage	V_{RWM}	Pin 5 to GND,I/O-GND			5.0	V
Breakdown Voltage	V_{BR}	$I_T = 1\text{mA}(\text{pin 5 to GND,I/O-GND})$	6.0	7.5	8.5	V
Reverse Leakage Current	I_R	$V_{RWM} = 5.0\text{V}$			0.5	μA
Forward Breakdown Voltage	V_F	$I_F = 15\text{mA}, \text{GND to Pin 5/IO}$		0.8	1.0	V
Clamping Voltage	V_C	$I_{PP} = 3\text{A} (8 \times 20\mu\text{s pulse, I/O to GND})$		14.0	15.0	V
Clamping Voltage	V_C	$I_{PP} = 4\text{A} (8 \times 20\mu\text{s pulse, Pin 5 to GND})$		16.0	18.0	V
Junction Capacitance	C_J	$V_{\text{pin5}} = 5\text{V}, I/O=0\text{V},$ $f = 1\text{MHz}, I/O\text{-GND}$		0.6	0.7	pF
Junction Capacitance	C_J	$V_{\text{pin5}} = 5\text{V}, I/O=0\text{V},$ $f = 1\text{MHz}, I/O\text{-I/O pins}$		0.3	0.4	pF

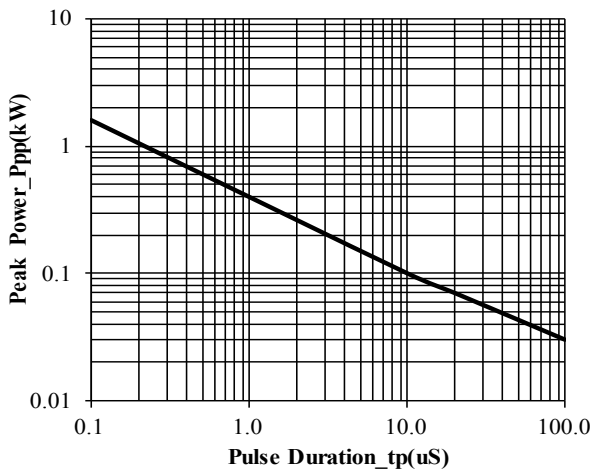
RATING AND CHARACTERISTIC CURVES (PRTR5V0U2X)



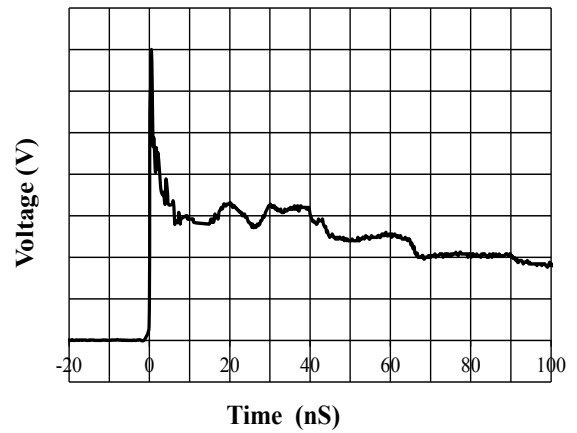
Junction Capacitance vs. Reverse Voltage



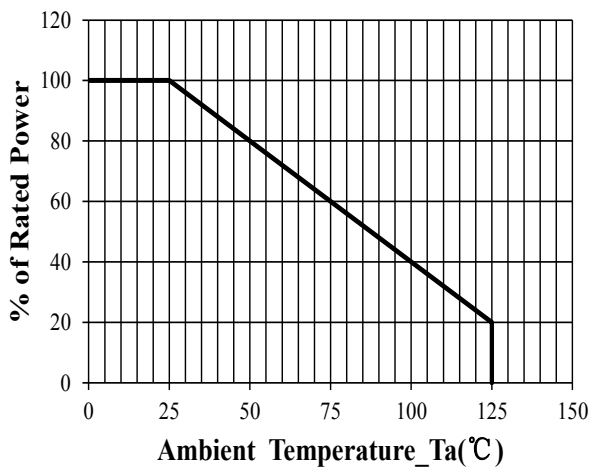
Clamping Voltage vs. Peak Pulse Current



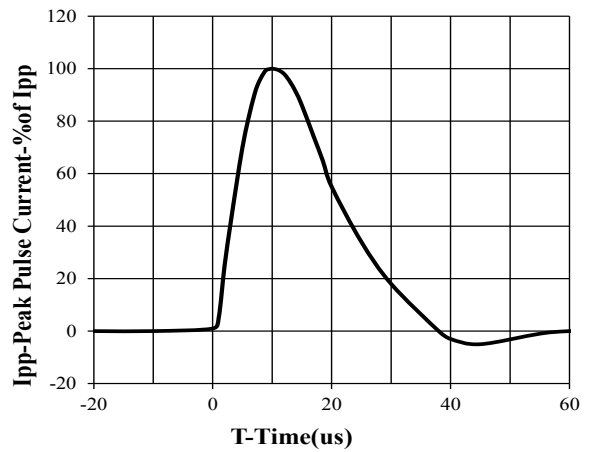
Peak Pulse Power vs. Pulse Time



IEC61000-4-2 Pulse Waveform

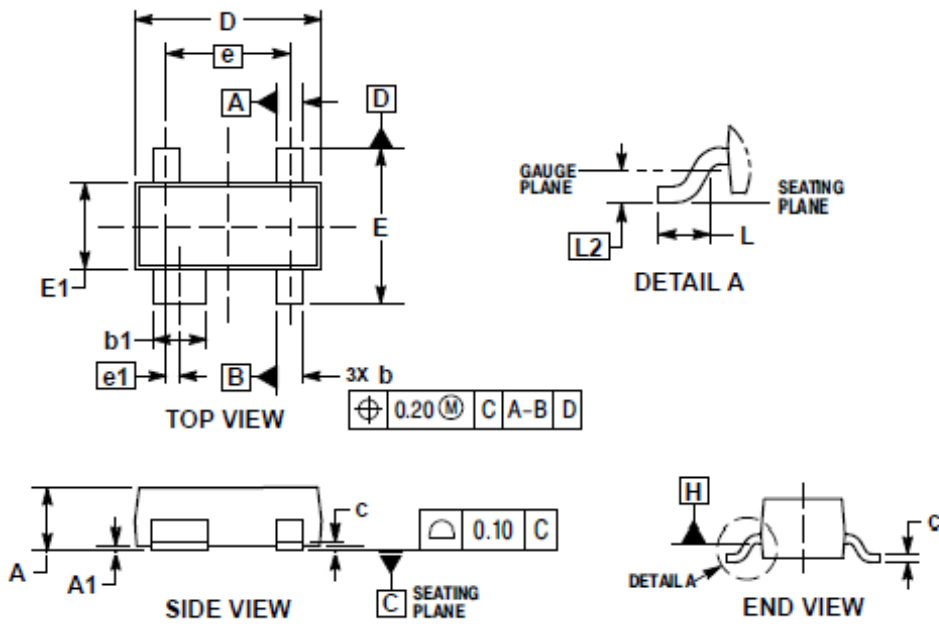


Power Derating Curve



8 X 20us Pulse Waveform

SOT-143 PACKAGE OUTLINE DIMENSIO



DIM	MILLIMETERS	
	MIN	MAX
A	0.80	1.12
A1	0.01	0.15
b	0.30	0.51
b1	0.75	0.94
c	0.08	0.20
D	2.80	3.05
E	2.10	2.64
E1	1.20	1.40
e	1.92 BSC	
e1	0.20 BSC	
L	0.35	0.70
L2	0.25 BSC	

X-ON Electronics

Largest Supplier of Electrical and Electronic Components

Click to view similar products for [ESD Suppressors / TVS Diodes](#) category:

Click to view products by [GOODWORK](#) manufacturer:

Other Similar products are found below :

[60KS200C](#) [D18V0L1B2LP-7B](#) [D5V0F4U5P5-7](#) [NTE4902](#) [P4KE27CA](#) [P6KE11CA](#) [P6KE8.2A](#) [SA60CA](#) [SA64CA](#) [SMBJ12CATR](#)
[SMBJ33CATR](#) [SMBJ6.5A](#) [SMBJ8.0A](#) [ESD101-B1-02ELS E6327](#) [ESD112-B1-02EL E6327](#) [ESD7451N2T5G](#) [19180-510](#) [CPDT-5V0USP-](#)
[HF](#) [3.0SMCJ33CA-F](#) [3.0SMCJ36A-F](#) [HSPC16701B02TP](#) [JANTX1N6126A](#) [D3V3Q1B2DLP3-7](#) [D55V0M1B2WS-7](#) [SCM1293A-04SO](#)
[ESD200-B1-CSP0201 E6327](#) [SM12-7](#) [CEN955 W/DATA](#) [VESD12A1A-HD1-GS08](#) [CPDQC5V0-HF](#) [D1213A-01LP4-7B](#) [ESD101-B1-02EL](#)
[E6327](#) [AOZ8808DI-03](#) [5KP15A](#) [5KP48A](#) [5KP90A](#) [ESD3V3D7-TP](#) [15KPA36A-LF](#) [P4KE56CA](#) [P4KE68A](#) [P4KE91CATR](#) [P6KE120A](#)
[P6KE13CA](#) [P6KE43CA](#) [P6KE6.8CA](#) [P6KE8.2](#) [P6SMBJ20CA](#) [JANTX1N6072A](#) [SR2835ESKG](#) [SA90CA](#)