



FEATURES

- * Ideal for surface mount applications
- * Easy pick and place
- * Built-in strain relief
- * Low forward voltage drop

MECHANICAL DATA

- * Case: Molded plastic
- * Epoxy: UL 94V-0 rate flame retardant
- * Metallurgically bonded construction
- * Polarity: Color band denotes cathode end
- * Mounting position: Any
- * Weight: 0.063 grams

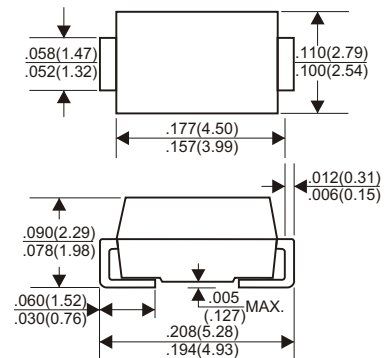
VOLTAGE RANGE

20 to 100 Volts

CURRENT

3.0 Ampere

DO-214AC(SMA)



MAXIMUM RATINGS AND ELECTRICAL CHARACTERISTICS

Rating 25°C ambient temperature unless otherwise specified.
 Single phase half wave, 60Hz, resistive or inductive load.
 For capacitive load, derate current by 20%.

| TYPE NUMBER | SS32 | SS33 | SS34 | SS35 | SS36 | SS38 | SS39 | SS310 | UNITS | |
|--|------------|------|------|------|------------|------|------|-------|------------|------|
| Maximum Recurrent Peak Reverse Voltage | 20 | 30 | 40 | 50 | 60 | 80 | 90 | 100 | V | |
| Maximum RMS Voltage | 14 | 21 | 28 | 35 | 42 | 56 | 63 | 70 | V | |
| Maximum DC Blocking Voltage | 20 | 30 | 40 | 50 | 60 | 80 | 90 | 100 | V | |
| Maximum Average Forward Rectified Current | | | | | | | | | | |
| At T _L =100°C | | | | | | | | | 3.0 | A |
| Peak Forward Surge Current, 8.3 ms single half sine-wave superimposed on rated load (JEDEC method) | | | | | | | | | 80 | A |
| Maximum Instantaneous Forward Voltage at 3.0A | 0.55 | | 0.70 | | 0.85 | | | | V | |
| Maximum DC Reverse Current | | | | | 0.2 | | | | mA | |
| at Rated DC Blocking Voltage | | | | | 20 | | | | mA | |
| Typical Junction Capacitance (Note1) | | | | | | | | | 300 | pF |
| Typical Thermal Resistance R _{JL} (Note 2) | | | | | | | | | 10 | °C/W |
| Operating Temperature Range T _J | -65 — +125 | | | | -65 — +150 | | | | °C | |
| Storage Temperature Range T _{STG} | | | | | | | | | -65 — +150 | °C |

NOTES:

1. Measured at 1MHz and applied reverse voltage of 4.0V D.C.
2. Thermal Resistance Junction to Lead.

RATING AND CHARACTERISTIC CURVES (SS32 THRU SS310)

FIG.1-TYPICAL FORWARD CURRENT DERATING CURVE

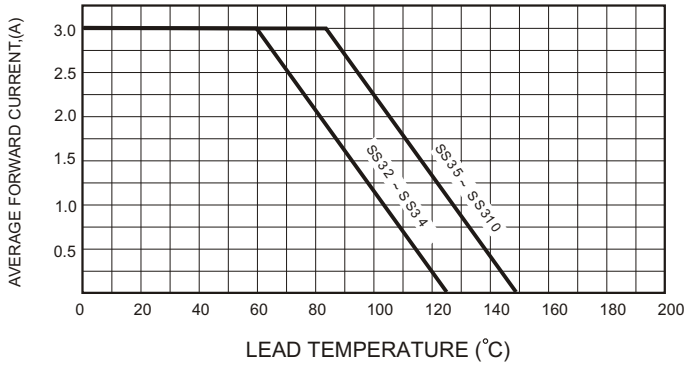


FIG.2-TYPICAL FORWARD CHARACTERISTICS

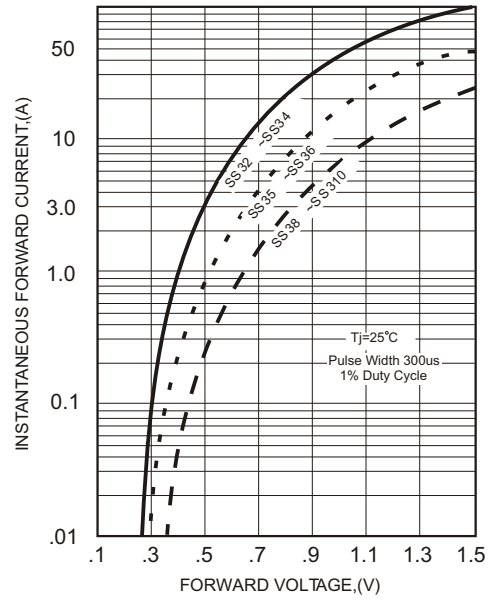


FIG.3-MAXIMUM NON-REPETITIVE FORWARD SURGE CURRENT

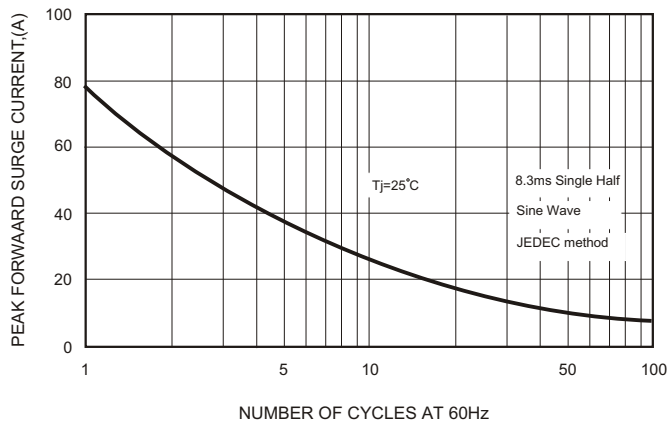


FIG.4-TYPICAL JUNCTION CAPACITANCE

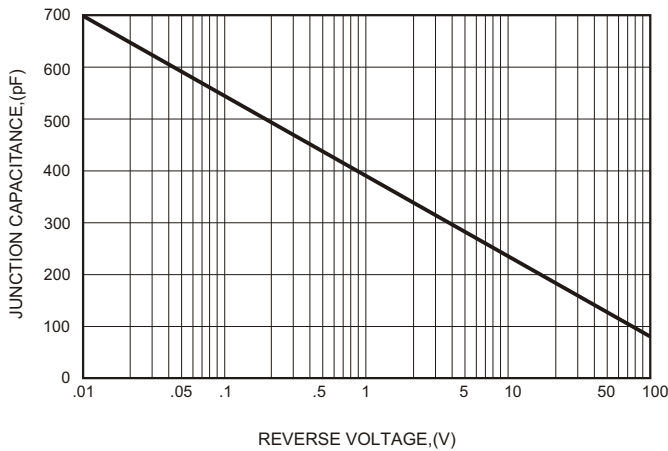
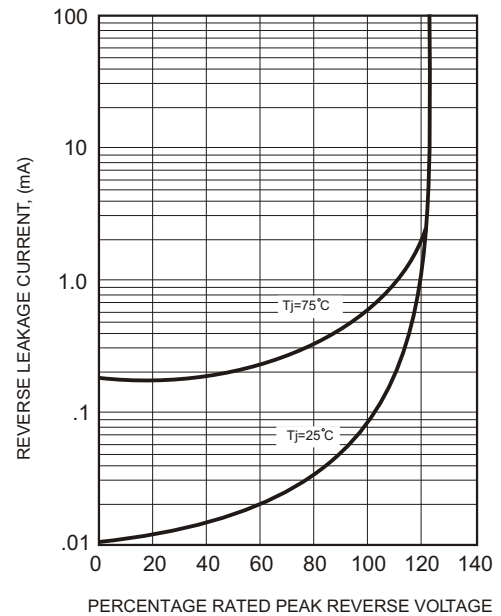


FIG.5 - TYPICAL REVERSE CHARACTERISTICS



X-ON Electronics

Largest Supplier of Electrical and Electronic Components

Click to view similar products for [Schottky Diodes & Rectifiers](#) category:

Click to view products by [GOODWORK](#) manufacturer:

Other Similar products are found below :

[MA4E2039](#) [MA4E2508M-1112](#) [MBR10100CT-BP](#) [MBR1545CT](#) [MMBD301M3T5G](#) [GS1JE-TP](#) [RB160M-50TR](#) [BAS16E6433HTMA1](#)
[BAS 3010S-02LRH E6327](#) [BAT 54-02LRH E6327](#) [NSR05F40QNXT5G](#) [NSVR05F40NXT5G](#) [NTE555](#) [JANS1N6640](#) [SB07-03C-TB-H](#)
[SBS818-TL-E](#) [SK310-T](#) [SK33A-TP](#) [SK34B-TP](#) [SS3003CH-TL-E](#) [PDS3100Q-7](#) [GA01SHT18](#) [CRS10I30A\(TE85L,QM](#) [MA4E2501L-1290](#)
[MBRB30H30CT-1G](#) [DMJ3940-000](#) [SB007-03C-TB-E](#) [SK32A-TP](#) [SK33B-TP](#) [SK35A-TP](#) [SK38B-LTP](#) [SK38B-TP](#) [NRVBM120LT1G](#)
[NTE505](#) [NTSB30U100CT-1G](#) [SS0503SH-TL-E](#) [VS-6CWQ10FNHM3](#) [CRG04\(T5L,TEMQ\)](#) [ACDBA1100LR-HF](#) [ACDBA1200-HF](#)
[ACDBA2100-HF](#) [ACDBA240-HF](#) [ACDBA3100-HF](#) [CDBQC0530L-HF](#) [ACDBA260LR-HF](#) [ACDBA1100-HF](#) [MA4E2502L-1246](#)
[10BQ060-M3/5BT](#) [NRVB130LSFT1G](#) [CRS08TE85LQM](#)