

METRISO INTRO, BASE, TECH

High-Precision Insulation, Low Resistance and Voltage Measurement Instrument

3-349-810-03
2/7.19

- **Insulation measurement** per EN 61557-2/VDE 0413, part 2
- **Low-resistance measurement** per EN 61557-4/VDE 0413, part 4
- **Intelligent filter:** precise and measurement-dependent activation for the measurement of very high resistances
- Digital and analog display, backlit
- Indication of dangerous contact voltage LED
- **Acoustic** signalling when limit value is exceeded
- **Detection of interference voltage** in switch position OFF*
- **Overvoltage protection**
Protects the instrument in the event of inadvertent connection to mains power
 - Fuse link for all resistance measuring ranges
 - **Electronic fuse** for the protection of low resistance and resistance measurement R_{LO} and R
- **Compact and rugged** for service calls under harsh conditions



METRISO INTRO/TECH:

Voltage testing and measurement up to 1000 V

METRISO BASE/TECH:

One measuring point self-test with test resistance of 10 MΩ
per IEC/HD 60364-6 / EN 50110



CE CAT IV



Applications

METRISO INTRO/BASE/TECH insulation and resistance measuring instruments allow for quick and effective testing of protective measures in accordance with DIN VDE 0100, ÖVE-EN 1 (Austria), NIV/NIN SEV 1000 (Switzerland), and regulations specific to other countries as well. The instruments are equipped with a microprocessor and comply with IEC/EN 61557 / VDE 0413 regulations:

Part 1: General requirements

Part 2: Insulation resistance measuring instruments

Part 4: Instruments for measuring resistance at earthing conductors, protective conductors and equipotential bonding

Part 10: Combined measuring equipment for testing, measuring or monitoring protective measures

As well as requirements per VDE 0701-0702:

Repair, modification and testing of electrical devices

The insulation measuring instruments are suitable for the following tasks:

- Measurement of insulation resistance at voltage-free devices and systems, up to 1000 V depending upon variant
- Testing of the resistance of earthing conductors, protective conductors and equipotential bonding
- Checking of test objects for absence of voltage
- Testing of electrostatic discharge capacity at floor coverings (using shielded measurement cables) – EN 1081

Features Overview of Both Instrument Variants

METRISO	INTRO	BASE	TECH
Article number	M550N	M5500	M550P
Measurements			
R_{INS} U = 1000 V	✓	—	✓
R_{INS} U = 250, 500 V	✓	✓	✓
R_{INS} U = 50, 100 V	—	✓	✓
R 10 Ω ... 10 kΩ	—	✓	✓
R_{LO} 0.17 Ω ... 10 Ω	✓	✓	✓
U 10 ... 1000 V	✓	—	✓
U 10 ... 500 V	✓	✓	✓
Display Functions			
Backlit display	✓	✓	✓
Limit value LED (green/red) for: Additional acoustic signal, limit value per VDE 0100	R_{INS} R_{LO}	R_{INS} R_{LO}	R_{INS} R_{LO}
LED for dangerous contact voltage (when switched off)	—	✓	✓
LCD symbol for external voltage	✓	✓	✓
Battery level display	✓	✓	✓
Special Functions			
Discharge capacitive devices under test	✓	✓	✓
Safety shutdown (UBatt < 8 V)	✓	✓	✓
Features			
CAT II 1000 V / CAT III 600 V / CAT IV 300 V	✓	—	✓
Measuring category CAT III 600 V / CAT IV 300 V	✓	✓	✓
10 MΩ test resistor	—	✓	✓
DAkkS calibration certificate	—	✓	✓

METRISO INTRO, BASE, TECH

High-Precision

Insulation, Low Resistance and Voltage Measurement Instrument

Characteristic Values

Meas. Qty.	UiSO	Range	Measuring Range	Resolution	Open-Circuit Voltage U_{0max}	Test Current	Intrinsic Uncertainty	Measuring Uncertainty	Overload Capacity
RINS	BASE/TECH: 50 V BASE/TECH: 100 V INTRO: 250 V ... 1000 V BASE: 250 V / 500 V TECH: 250 V / 500 V / 1000 V	100 k	10.0 k Ω ... 99.9 k Ω	0.1 k	50 V/100 V: 1.25 U_{ISO} 250 V / 500 V / 1000 V: 1.1 U_{ISO}	$I_N = 1 \text{ mA}$ $I_K \leq 5 \text{ mA}$	$\pm(5\% \text{ rdg.} + 3 \text{ d})$	$\pm(7\% \text{ rdg.} + 3 \text{ d})$	METRISO BASE: 600 V AC/DC TRMS METRISO INTRO METRISO TECH: TRMS
		1 M	100 k Ω ... 999 k Ω	1 k					
		10 M	1.00 M Ω ... 9.99 M Ω	10 k					
		100 M	10.0 M Ω ... 99.9 M Ω	100 k					
		1 G	100 M Ω ... 999 M Ω	1 M					
		10 G	1.00 G Ω ... 9.99 G Ω	10 M					
		100 G	10.0 G Ω ... 99.9 G Ω	100 M					
		200 G	100 G Ω ... 199 G Ω	1 G					
U AC/DC	METRISO BASE	100 V	10.0 V ... 99.9 V	0.1 V	—		$\pm(2.5\% \text{ rdg.} + 3 \text{ d})$	$\pm(5\% \text{ rdg.} + 3 \text{ d})$	600 V AC/DC TRMS
		500 V	100 V ... 510 V ¹⁾	1 V					
	METRISO INTRO METRISO TECH	100 V	10.0 V ... 99.9 V	0.1 V					
		1000 V	100 V ... 999 V ²⁾	1 V					
RLO		10 Ω	0.17 ... 9.99 Ω	0.01 Ω	4 V < U_0 < 6 V	200 mA \leq I I \leq 260 mA	$\pm(2.5\% \text{ rdg.} + 3 \text{ d})$	$\pm(5\% \text{ rdg.} + 3 \text{ d})$	METRISO BASE: 600 V AC/DC TRMS METRISO INTRO METRISO TECH: 1000 V AC/DC TRMS
R	METRISO BASE METRISO TECH Display range as of 01.0 Ω	100 Ω	10.0 ... 99.9 Ω	0.1 Ω	$U_0 \text{ max. } 15 \text{ V}$	1 mA \leq I I \leq 1,3 mA	$\pm(2.5\% \text{ rdg.} + 3 \text{ d})$	$\pm(5\% \text{ rdg.} + 3 \text{ d})$	METRISO BASE: 600 V AC/DC TRMS METRISO TECH: 1000 V AC/DC TRMS
		1 k Ω	100 ... 999 Ω	1 Ω					
		10 k Ω	1.00 ... 9.99 k Ω	10 Ω					

1) Display range up to 600 V

2) Display range up to 1.2 kV

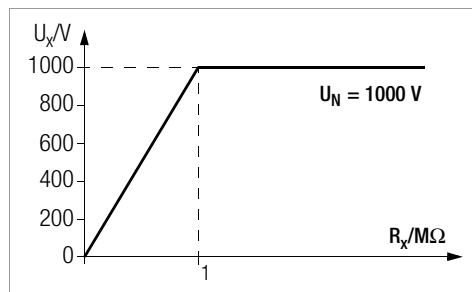
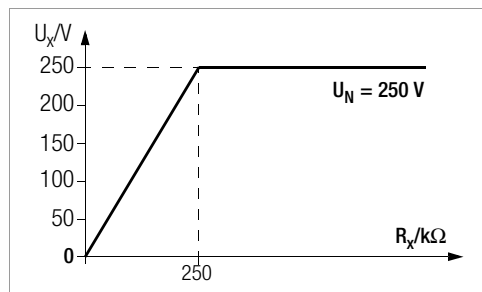
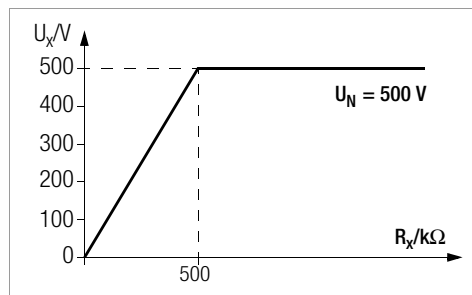
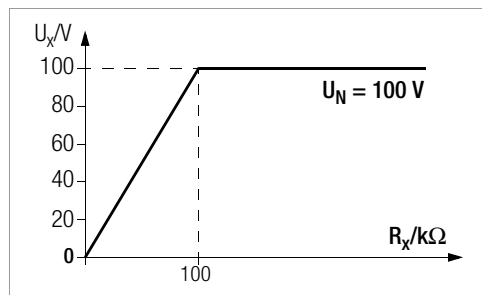
3) the indicated accuracy is only achieved with the shielded high-resistance measuring cable KS-C (article no. Z541F)*

4) does not conform to DIN EN 61557-2

5) up to 5 Ω

Voltage at Device Under Test During Insulation Resistance Measurement

Measuring voltage U_x at the device under test depending upon its resistance R_x at nominal voltages of 100, 250, 500 and 1000 V:



Intelligent Filter

Measurement-dependent and precise activation for the measurement of very high resistances with:

- beating, i. e. compensation of $16^{2/3}$ Hz and 50 Hz interference
- attenuation of capacitive influences from power cables, etc.
- suppression of electric field influences

METRISO INTRO, BASE, TECH

High-Precision Insulation, Low Resistance and Voltage Measurement Instrument

Reference Conditions

Reference temperature	+ 23 °C ±3 K
Relative humidity	40 ... 75%
Measured quantity frequency	45 Hz ... 65 Hz
Measured quantity waveshape	Sine, deviation between TRMS and rectified value < 1%
Battery voltage	9.5 V ±0.1 V
Test resistor	10 MΩ ±1%

Electrical Safety

Protection class	II
Pollution degree	2
Measuring category	METRISO INTRO/TECH: CAT II 1000 V / CAT III 600 V / CAT IV 300 V METRISO BASE: CAT III 600 V / CAT IV 300 V
Fuses	
Fuse link	FF315mA/1000V, effective in all resistance measuring ranges, 1 additional replacement fuse in the battery compartment
Elektronic fuse	for protecting low-resistance and resistance measurement R_{LO} and R (not METRISO G500MM (M550K))

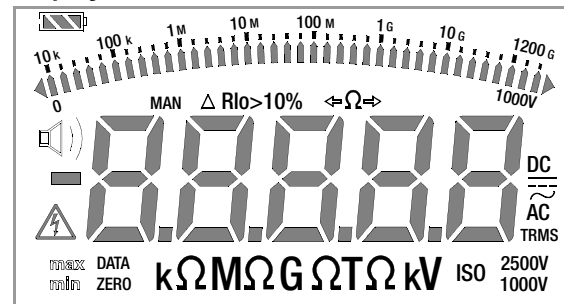
Ambient Conditions

Accuracy temperature range	0 ... +40 °C
Operating temperature	-10 ... +50 °C
Storage temp. range	-25 ... +70 °C (without batteries)
Relative humidity	Up to 75% (max. 85% during storage/transport), no condensation allowed
Elevation	Max. 2000 m
Calibration interval	1 year (recommended)

Electromagnetic Compatibility (EMC)

Interference emission	EN 61326-1:2013 class B
Interference immunity	EN 61326-1:2013

Displays



Digital Display

With additional bar graphs or pointer depending on selection with *R.d*, *5P* parameter, backlit (transflective); leading zeros can be suppressed at the digital display depending on selection with *0.d*, *5P* parameter; overranging indicated with *OL* at display; dimensions: 65 x 36 mm

Cable resistance

If measurement results for the two directions of current flow (polarity reversal) differ by more than 10% (this corresponds to typical measuring error for the instruments), both measured values are displayed next to each other with reduced resolution.

Limit LED

LED lights up red to indicate an exceeded limit value
LED lights up green to indicate adherence to the limit value



LED

LED lights up red to indicate:

- the presence of an **external voltage** before insulation testing ($U > 50$ V) with the device switched on or off (device switched off not with M550N)
- the presence of the **test/measuring voltage** during (insulation) measurement ($U > 50$ V) the presence of a **residual voltage** after insulation testing ($U > 50$ V) with the device switched on or off



at LCD

Detection of external voltage at the LCD with the device switched on where $U_{DC} > 50$ V and $U_{AC} > 40$ V (50 Hz) for all measuring functions

Mechanical Design

Dimensions	225 x 130 x 140 mm
Weight	Approx. 1.4 kg with batteries
Protection	Housing: IP 52, measurement cables and connectors: IP 40 per DIN VDE 0470, part 1 / EN 60529, housing category 2

Extract from table on the meaning of IP codes


IP XY (1 st digit X)	Protection Against Foreign Object Entry	IP XY (2 nd digit Y)	Protection Against Penetration by Water
2	≥ 12.5 mm dia.	2	Dripping (at 15° angle)
3	≥ 2.5 mm dia.	3	Spraying water
4	≥ 1.0 mm dia.	4	Splashing water
5	Dust protected	5	Jet-water
6	Dust-proof	6	Powerful water jets

METRISO INTRO, BASE, TECH

High-Precision

Insulation, Low Resistance and Voltage Measurement Instrument

Power Supply

Batteries	8 ea. 1.5 V mignon cell (8 ea. size AA) (alkaline manganese per IEC LR14)
Nominal range of use	8.5 ... 12 V
Battery test	Battery capacity display with battery symbol in 4 segments:  . Querying of momentary battery voltage via menu function.
Battery saver circuit	Automatic shutdown of display illumination after 15 seconds (after the last time the rotary switch is actuated) can be set via the <i>bL GH</i> parameter. The test instrument is automatically switched to the standby mode* when the measured value remains unchanged and none of the controls are activated during this time. * Specified time "RPoFF" (entered in minutes) adjustable via SETUP menu (default setting approx. 10 min).
Service life	For R_{INS} (1000 V / 1 M Ω) and RLO with 20 seconds on-time and 1 measurement each for a duration of 5 seconds: – With batteries (alkaline manganese): 900 measurements – With rechargeable batteries (2200 mAh): 850 measurements
Safety shutdown	If supply voltage is too low, the instrument is switched off, or cannot be switched on. When the rotary switch is set to the OFF position, the instrument is completely disconnected from the batteries (after approximately 10 seconds).

Scope of delivery

- 1 Insulation and resistance measuring instrument
- 1 DAKS calibration certificate (not METRISO INTRO)
- 1 Set batteries (not METRISO INTRO)
- 1 Carrying strap
- 1 Alligator clip (not METRISO INTRO)
- 1 KS17-4 cable set
- 1 Condensed operating instructions
- 1 Supplement Safety Information
- 1 Detailed operating instructions for download from our website at www.gossenmetrawatt.com

Accessories (not included)



ISO Kalibrator 1

Calibration adapter for the rapid, efficient testing of the accuracy of measuring instruments for insulation resistance and low-impedance resistances.



Cable Set KS-C

Cable set consisting of measurement cable and high resistance measuring cable, for measurements in the G- Ω range.



Cable Set KS24

Cable set KS 24 consists of a 4 m long extension cable with a permanently mounted test probe at one end and a contact protected socket at the opposite end, as well as an alligator clip for plugging onto the test probe.

Applicable Regulations and Standards

IEC 61010-1 / EN 61010-1 / VDE 0411-1	Safety requirements for electrical equipment for measurement, control and laboratory use – General requirements
DIN EN 61557 / VDE0413	Part 1:2007-12 General requirements Part 2:2008-02 Insulation resistance measuring instruments Part 4:2007-12 Instruments for measuring resistance at earthing conductors, protective conductors and equipotential bonding Part 10: 2001-12 Combined measuring equipment for testing, measuring or monitoring protective measures
EN 1081	Testing of electrostatic discharge capacity for floor coverings in potentially explosive atmospheres
EN 60529 / VDE 0470, part 1	Test instruments and test procedures Degrees of protection provided by enclosures (IP code)
DIN EN 61326-1 / VDE 0843-20-1	Electrical equipment for measurement, control and laboratory use – EMC requirements – Part 1: General requirements

METRISO INTRO, BASE, TECH

High-Precision Insulation, Low Resistance and Voltage Measurement Instrument

TELEARM 120 Telescoping Rod



Case TELEARM



Floor Probe

The 1081 floor probe can be used for measuring the resistance of insulating floors in accordance with DIN VDE 0100 Part 600 and EN 1081.

TR25II Cable reel (Z503X)



25 m measurement cable coiled onto a plastic drum. Connection to the inside end of the cable is made possible with two sockets integrated into the drum. The other end is equipped with a banana plug.

TR50II Cable reel (Z503Y)



50 m measurement cable coiled onto a plastic drum. Connection to the inside end of the cable is made possible with two sockets integrated into the drum. The other end is equipped with a banana plug.

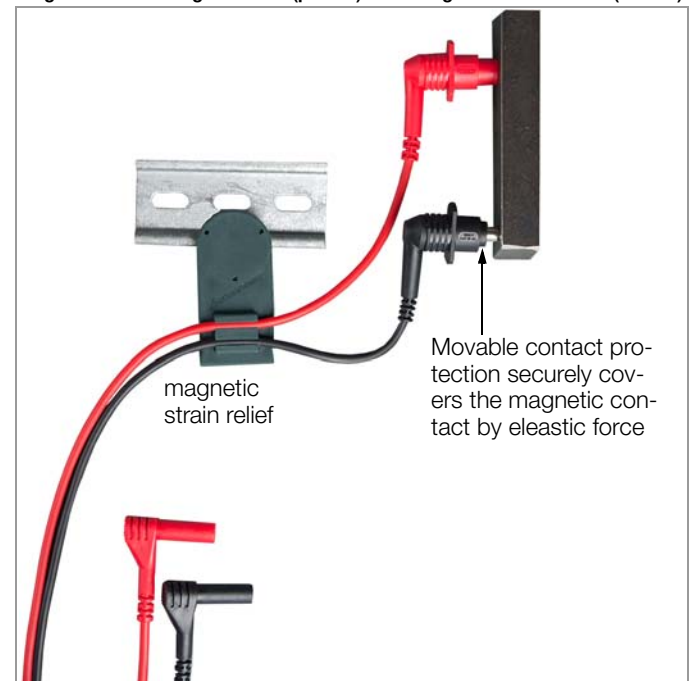
Test Probe for Remote Triggering Z550A

Connection example: module slot for INTRO / BASE / TECH / PRO / XTRA



The test probe with integrated control module allows for remote triggering in areas with difficult access or in situations which require your full attention. Poorly lit measuring points can be illuminated with the integrated test probe lighting. The connection cable is shielded from interfering influences.

Magnetic measuring contacts (patent) with magnetic strain relief (Z502U)



METRISO INTRO, BASE, TECH

High-Precision

Insulation, Low Resistance and Voltage Measurement Instrument

Operating Case METRISO G (Z550C)



Description	Type	Article number
Test voltages from 250 V to 1000 V, voltage measurement to 1000 V, including low-resistance measurement	METRISO INTRO	M550N
METRISO INTRO inclusive Test Probe for Remote Triggering (Z550A) and Operating Case (Z550C)	METRISO INTRO-Set	M551N
Accessories (not included)		
Calibration adapter for testing the accuracy of instruments used for measuring insulation resistance and low-resistance for test voltages of up to 1000 V (per VDE 0413, parts 1, 2 and 4).	ISO calibrator 1	M662A
Cable set consisting of measurement cable and shielded high-resistance measurement cable for measurements in the GΩ range	KS-C	Z541F
Alligator clips (1 pair) for KS17-4 and KS-C	KY-95-3	Z110J
Cable set consisting of a 4 m long extension cable with a permanently attached test probe at one end and a contact protected socket at the other end, and 2 alligator clips which can be plugged onto the test probe	KS24	GTZ3201000R0001
Triangular probe for floor measurements per EN 1081, DIN VDE 0100-600 (Standing-Surface Insulation)	1081 probe	GTZ3196000R0001
Telescoping rod for RLO and RISO measurement, CAT III 600 V / CAT IV 300 V, 1 A, retracted/extended 53,3 cm/120 cm, 190 g	TELEARM 120	Z505C
Telescoping rod for RLO and RISO measurement, CAT III 600 V / CAT IV 300 V, 1 A, retracted/extended 73,5 cm/180 cm, 250 g	TELEARM 180	Z505D
Case TELEARM for Telearm 120/180, 920 x 170 mm	Case TELEARM	Z505E
Cable reel for low-resistance and earth-resistance measurement, 25 m	TR25II	Z503X
Cable reel for low-resistance and earth-resistance measurement, 50 m	TR50II	Z503Y
Test probe with START/STOP key and an additional key for illuminating the measuring point, including shielded cable and test probe holder for carrying belt	Test Probe for Remote Triggering METRISO G	Z550A
Magnetic Measuring contacts with contact protection – Set with magnetic holder, measurement contacts 5,5 mm in diameter insulated, CAT III 1.000 V / 4 A, temperature between -10 °C and 60 °C, under standard conditions and flat-head screws holding force 1.200 g vertical to contact area; measuring instrument connector: angled multilam plug according (for METRISO G series)	Set 1 – Magnetic Measuring Tips	Z502U
Operating case for METRISO INTRO / BASE / TECH / PRO / XTRA with outer bag for measuring leads	Operating Case METRISO G	Z550C

Order Information

Description	Type	Article number
Insulation measuring instrument for DIN VDE 0100, ÖVE-EN 1 (Austria) and NIV/NIN SEV 1000 (Switzerland), complies with IEC/EN 61 557/VDE 0413, parts 1, 2, 4 and 10		
Test voltages from 50 V to 1000 V, voltage measurement to 1000 V, including low-resistance measurement	METRISO TECH	M550P
METRISO TECH inclusive Test Probe for Remote Triggering (Z550A) and Operating Case (Z550C)	METRISO TECH-Set	M551P
Test voltages from 50 V to 500 V, voltage measurement to 500 V, including low-resistance measurement	METRISO BASE	M5500
METRISO BASE inclusive Test Probe for Remote Triggering (Z550A) and Operating Case (Z550C)	METRISO BASE-Set	M5510

Edited in Germany • Subject to change without notice • PDF version available on the Internet

 GOSSEN METRAWATT

GMC-I Messtechnik GmbH
Südwestpark 15
90449 Nürnberg, Germany

Phone: +49 911 8602-111
Fax: +49 911 8602-777
e-mail: info@gossenmetrawatt.com
www.gossenmetrawatt.com

X-ON Electronics

Largest Supplier of Electrical and Electronic Components

Click to view similar products for [Gossen Metrawatt](#) manufacturer:

Other Similar products are found below :

[1717V1260](#) [METRAMAX2](#) [METRAHIT WORLD](#) [METRAHIT AM BASE](#) [METRAHIT AM PRO](#) [METRISO PRO](#) [DUSPOL ANALOG](#)
[1000](#) [METRAPHASE 1](#) [METRAVOLT 12D +L](#) [PROFISAFE 690L](#) [METRACLIP 41/410 CASE](#) [METRAHIT AM XTRA](#) [1720V0050](#)
[METRACLIP 41](#) [DUSPOL DIGITAL 1000](#) [METRALINE DM62](#) [DUSPOL EXPERT 1000](#) [METRALINE DM41](#) [U528D](#) [METRALINE](#)
[DM61](#) [U270B](#)