

# KONSTANTER SPL Series

## Programmable Electronic Load

3-349-701-03  
4/12.20

- 4 operating modes: constant current, constant voltage, constant load, constant power
- High speed sequence and transient measurement, short-circuit proof, battery discharging and other auxiliary functions
- Programmable current rise and fall time, steep edges
- Several groups of parameters (device settings) and sequences (load profile) can be saved and retrieved.
- Floating power input / no grounding
- Safe electrical separation
- Input can be switched on and off.
- Voltage or current control is possible with constant power.
- Settings selected by means of rotary switch and keypad
- Multifunctional LCD panel
- Safety functions, amongst others adjustable power limiting
- Benchtop instrument, also suitable for mounting to a 19" rack



### Applications

Series SPL electronic loads are high precision direct current sinks for use in research, product development, production, service and vocational training.

The devices are distinguished by a diverse range of functions and excellent regulating accuracy, as well as outstanding ease of operation.

### Features

#### High levels of operating safety thanks to safety functions and special functions

A multitude of protection and additional functions have been integrated, for example:

- Limiting of the setting ranges for voltage and current with adjustable response delay and reaction
- Overcurrent protection (OCP)
- Overvoltage protection (OVP)
- Power limiting
- Overtemperature protection
- Protection of the electronic load in the event of polarity reversal
- A highly effective, intelligent cooling system reduces system temperature and results in increased power density.
- The input connector terminals are especially well suited for large test current values.

### Multifunctionality

- Equipped with 4 basic operating modes: CC, CV, CR, CP
- Rapid transient measurement of the connected device under test with separate adjustment options for high/low level, rise and fall time
- Extensive sequence functions (arbitrary functions) with 10  $\mu$ s as the smallest step rate and 100,000 s as the largest step rate. Cyclical addresses can be freely selected and one sequence can be combined with another, in order to create even more complex test procedures.
- Short-circuit test, battery discharge test and other auxiliary functions
- Remote sensor connector sockets and trigger connector socket are included. The instrument is automatically switched to sensing mode operation as soon as the remote sensors are connected.
- 10 groups of parameter settings can be saved to memory, and the default settings stored to RAM (location 0) are activated automatically when the instrument is switched on.
- SCPI support makes it easy to set up an automatic test equipment system (ATE) which communicates with other programmable devices via the RS 232 port or the optional GPIB interface.

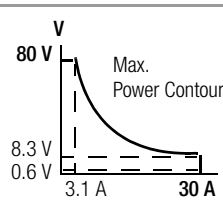
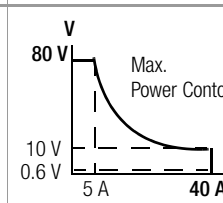
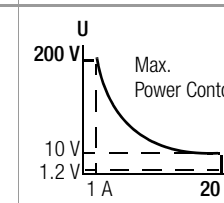
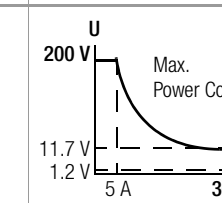
### Easy Operation

- Easy-to-configure sequence parameters in combination with extensive sequence editing functions
- Complete electronic calibration is possible without removing the slide-in unit.

# KONSTANTER SPL Series

## Programmable Electronic Load

### Characteristic Values

Type	SPL 250-30	SPL 400-40	SPL 200-20	SPL 350-30
Article number	K852A	K853A	K854A	K855A
<b>Input Ratings</b>				
Front Load Input	1	1	1	1
Current	0 ... 30 A	0 ... 40 A	0 ... 20 A	0 ... 30 A
Voltage	0 ... 80 V	0 ... 80 V	0 ... 200 V	0 ... 200 V
Power <sup>1</sup>	250 W at 40 °C	400 W at 40 °C	200 W at 40 °C	350 W at 40 °C
<b>Input Characteristics</b>				
				
Minimum Operating Voltage @ Full Scale Current	0.6 V	0.6 V	1.2 V	1.2 V
<b>Constant Current Mode (CC)</b>				
<b>Low Range (CCL)</b>				
Range	0 ... 3 A	0 ... 4 A	0 ... 2 A	0 ... 3 A
Resolution	0.1 mA	0.1 mA	0.1 mA	0.1 mA
Accuracy	0.1% + 5 mA	0.1% + 5 mA	0.1% + 5 mA	0.1% + 5 mA
<b>High Range (CCH)</b>				
Range	0 ... 30 A	0 ... 40 A	0 ... 20 A	0 ... 30 A
Resolution	1 mA	1 mA	1 mA	1 mA
Accuracy	0.1% + 10 mA	0.1% + 10 mA	0.1% + 10 mA	0.1% + 10 mA
<b>Constant Voltage Mode (CV)</b>				
Range	0 ... 80 V	0 ... 80 V	0 ... 200 V	0 ... 200 V
Resolution	1 mV	1 mV	2 mV	2 mV
Accuracy	0.1% + 10 mV	0.1% + 10 mV	0.1% + 25 mV	0.1% + 25 mV
<b>Constant Resistance Mode (CR)</b>				
<b>Low Range (CRL)</b>				
Range	0.02 to 2 Ω	0.02 to 2 Ω	0.0666 ... 6.66 Ω	0.0666 ... 6.66 Ω
Resolution	0.1 mΩ	0.1 mΩ	0.1 mΩ	0.1 mΩ
Accuracy	0.5% + 12 mΩ @ I > 4 A	0.5% + 12 mΩ @ I > 4 A	0.5% + 40 mΩ @ I > 3 A	0.5% + 40 mΩ @ I > 3 A
<b>Middle Range (CRM)</b>				
Range	2 ... 200 Ω	2 ... 200 Ω	6.66 ... 666 Ω	6.6 ... 666 Ω
Resolution	8.6 μS <sup>2</sup>	8.6 μS	2.6 μS <sup>2)</sup>	2.6 μS
Accuracy	0.3% + 1.25 mS @ U > 8 V	0.3% + 1.25 mS @ U > 8 V	0.3% + 375 mS @ U > 20 V	0.3% + 375 mS @ U > 20 V
<b>High Range (CRH)</b>				
Range	20 ... 2000 Ω	20 ... 2000 Ω	66.6 ... 6660 Ω	66.6 ... 6660 Ω
Resolution	0.96 μS	0.96 μS	0.29 μS	0.29 μS
Accuracy	0.3% + 0.625 mS @ U > 8 V	0.3% + 0.625 mS @ U > 8 V	0.3% + 188 μS @ U > 20 V	0.3% + 188 μS @ U > 20 V
<b>Constant Power Mode (CP)</b>				
Range	0 ... 250 W	0 ... 400 W	0 ... 200 W	0 ... 350 W
Resolution @ P < 100 W	1 mW	1 mW	1 mW	1 mW
Resolution @ P ≥ 100 W	10 mW	10 mW	10 mW	10 mW
Accuracy	0.2% + 600 mW	0.2% + 600 mW	0.2% + 600 mW	0.2% + 600 mW
<b>Current Measurement</b>				
<b>Low Range</b>				
Range	0 ... 3 A	0 ... 4 A	0 ... 2 A	0 ... 3 A
Resolution	0.1 mA	0.1 mA	0.1 mA	0.1 mA
Accuracy	0.05% + 4 mA	0.05% + 4 mA	0.05% + 4 mA	0.05% + 4 mA
<b>High Range</b>				
Range	0 ... 30 A	0 ... 40 A	0 ... 20 A	0 ... 30 A
Resolution	1 mA	1 mA	1 mA	1 mA
Accuracy	0.05% + 8 mA	0.05% + 8 mA	0.05% + 8 mA	0.05% + 8 mA
<b>Voltage Measurement</b>				
Range	0 ... 80 V	0 ... 80 V	0 ... 200 V	0 ... 200 V
Resolution	1 mV	1 mV	1 mV	1 mV
Accuracy	0.1% + 8 mV	0.1% + 8 mV	0.1% + 50 mV	0.1% + 50 mV

# KONSTANTER SPL Series

## Programmable Electronic Load

Type	SPL 250-30	SPL 400-40	SPL 200-20	SPL 350-30
Article number	K852A	K853A	K854A	K855A
<b>Power Measurement</b>				
Range	0 ... 250 W	0 ... 400 W	0 ... 200 W	0 ... 350 W
Resolution @ P < 100 W	1 mW	1 mW	1 mW	1 mW
Resolution @ P ≥ 100 W	10 mW	10 mW	10 mW	10 mW
Accuracy	0.1% + 600 mW	0.1% + 600 mW	0.1% + 600 mW	0.1% + 600 mW
<b>Current Slew Rates</b>				
<b>Range CCH</b>	1 mA/μs ... 3 A/μs	1 mA/μs ... 4 A/μs	1 mA/μs ... 2 A/μs	1 mA/μs ... 3 A/μs
<b>Range CCL</b> <sup>3</sup>	100 μA/μs ... 300 mA/μs	100 μA/μs ... 400 mA/μs	100 μA/μs ... 200 mA/μs	100 μA/μs ... 300 mA/μs
Resolution	1 mA/μs	1 mA/μs	1 mA/μs	1 mA/μs
Accuracy <sup>4</sup>	3% + 10 μs	3% + 10 μs	3% + 10 μs	3% + 10 μs
<b>Transient Operation</b>				
Transient Mode	Continuous, pulse, toggled	Continuous, pulse, toggled	Continuous, pulse, toggled	Continuous, pulse, toggled
Frequency Range <sup>5</sup>	0.38 Hz ... 50 kHz	0.38 Hz ... 50 kHz	0.38 Hz ... 50 kHz	0.38 Hz ... 50 kHz
Highest/Lowest Time	0 ... 655.35 ms	0 ... 655.35 ms	0 ... 655.35 ms	0 ... 655.35 ms
Resolution	10 μs	10 μs	10 μs	10 μs
Accuracy	0.2% + 10 μs	0.2% + 10 μs	0.2% + 10 μs	0.2% + 10 μs
Rise/Fall Time	10 μs ... 655.35 ms	10 μs ... 655.35 ms	10 μs ... 655.35 ms	10 μs ... 655.35 ms
Resolution	10 μs	10 μs	10 μs	10 μs
Accuracy	0.2% + 10 μs	0.2% + 10 μs	0.2% + 10 μs	0.2% + 10 μs
<b>List Mode (Sequence and/or Arbitrary Function)</b>				
Step Rate	10 μs ... 100,000 s	10 μs ... 100,000 s	10 μs ... 100,000 s	10 μs ... 100,000 s
Resolution	10 μs	10 μs	10 μs	10 μs
Accuracy	0.2% + 10 μs	0.2% + 10 μs	0.2% + 10 μs	0.2% + 10 μs
Number of Steps	1 ... 50	1 ... 50	1 ... 50	1 ... 50
Cycle	1 ... 65,535	1 ... 65,535	1 ... 65,535	1 ... 65,535
Storage Capacity	7 Lists	7 Lists	7 Lists	7 Lists
Expanded Functions	Chain	Chain	Chain	Chain
<b>Battery Discharge</b>				
<b>Discharge Time</b>	1 s ... 100 h	1 s ... 100 h	1 s ... 100 h	1 s ... 100 h
Resolution	1 s	1 s	1 s	1 s
Accuracy	0.2% + 1 s	0.2% + 1 s	0.2% + 1 s	0.2% + 1 s
<b>Battery Capacity</b>	1 mA ... 3000 Ah	1 mA ... 4000 Ah	1 mA ... 2000 Ah	1 mA ... 3000 Ah
Resolution	1 mAh	1 mAh	1 mAh	1 mAh
Accuracy	0.3% + 0.01 Ah	0.3% + 0.01 Ah	0.3% + 0.01 Ah	0.3% + 0.01 Ah
<b>Short Circuit</b>				
CCL Mode	3.3 A	4.4 A	2.2 A	3.3 A
CCH Mode	33 A	44 A	22 A	33 A
CV Mode	0 V	0 V	0 V	0 V
CRL Mode	0.0180 Ω	0.0180 Ω	0.06 Ω	0.06 Ω
CRM Mode	1.80 Ω	1.80 Ω	6 Ω	6 Ω
CRH Mode	18 Ω	18 Ω	60 Ω	60 Ω
CPV Mode	270 W	420 W	220 W	370 W
CPC Mode	0 W	0 W	0 W	0 W
<b>Maximum Slew Rate</b>				
Current	3 A/μs	4 A/μs	2 A/μs	3 A/μs
Voltage	0.6 V/μs	0.6 V/μs	0.6 V/μs	0.6 V/μs
<b>Programmable Open Circuit</b>				
	≥ 20 kΩ	≥ 20 kΩ	≥ 20 kΩ	≥ 20 kΩ
<b>Trigger Input</b>				
Trigger Level	TTL falling edge	TTL falling edge	TTL falling edge	TTL falling edge
Trigger Pulse Width	≥ 10 μs	≥ 10 μs	≥ 10 μs	≥ 10 μs
<b>Maximum Input Levels</b>				
Current	33 A	44 A	22 A	33 A
Voltage	84 V	84 V	210 V	210 V
<b>Protection Features</b>				
	OV, OC, OP, OT, RV	OV, OC, OP, OT, RV	OV, OC, OP, OT, RV	OV, OC, OP, OT, RV

# KONSTANTER SPL Series

## Programmable Electronic Load

Type	SPL 250-30	SPL 400-40	SPL 200-20	SPL 350-30
Article number	K852A	K853A	K854A	K855A
<b>Reverse Current Capacity</b>				
Input OFF	25 A	30 A	25 A	25 A
Input ON	40 A	50 A	35 A	40 A
<b>Ripple and Noise</b>				
Current (rms/p-p)	3 mA / 30 mA	3 mA / 30 mA	3 mA / 30 mA	3 mA / 30 mA
Voltage (rms)	5 mV	5 mV	12 mV	12 mV
<b>Environmental Conditions</b>				
Temperature	0 ... 50 °C	0 ... 50 °C	0 ... 50 °C	0 ... 50 °C
Relative Humidity	≤ 85%	≤ 85%	≤ 85%	≤ 85%
<b>Remote Interface</b> <sup>6</sup>	RS232, GPIB	RS232, GPIB	RS232, GPIB	RS232, GPIB
Programming Language	SCPI	SCPI	SCPI	SCPI
<b>Mains Input</b>				
Supply Voltage	AC 115 V / AC 230 V +10/-15%	AC 115 V / AC 230 V +10/-15%	AC 115 V / AC 230 V +10/-15%	AC 115 V / AC 230 V +10/-15%
Line Frequency	48 ... 63 Hz	48 ... 63 Hz	48 ... 63 Hz	48 ... 63 Hz
Dimensions	213 mm x 104 mm x 391 mm	213 mm x 104 mm x 391 mm	213 mm x 104 mm x 391 mm	213 mm x 104 mm x 391 mm
Dimensions with rubber protection	226 mm x 110 mm x 414 mm	226 mm x 110 mm x 414 mm	226 mm x 110 mm x 414 mm	226 mm x 110 mm x 414 mm
<b>Net Weight</b>	5.8 kg	5.8 kg	5.8 kg	5.8 kg
<b>Gross Weight (rubber protection included)</b>	Approx. 6 kg	Approx. 6 kg	Approx. 6 kg	Approx. 6 kg

<sup>1</sup> Maximum continuous power available is derated linearly from 100% of maximum at 40 °C, to 75% of maximum at 55 °C.

<sup>2</sup> Conductance (S) = 1 / Resistance (Ω).

<sup>3</sup> The set level is 10 times larger than the slew rate in CCL mode.

<sup>4</sup> The actual transition time is defined as the time required for the input to change from 10% to 90% or from 90% to 10% of the programmed excursion.

<sup>5</sup> Transient frequency depends on the time for high/low level and rising/falling edge.

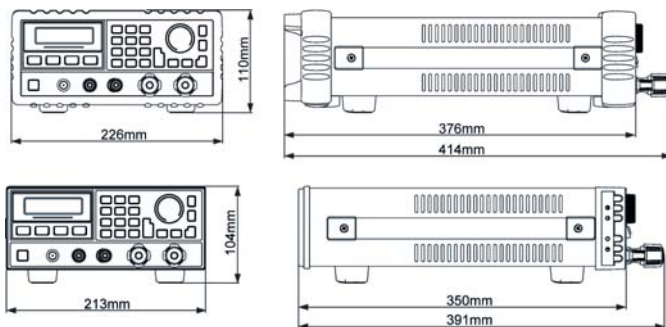
<sup>6</sup> Full remote control via RS 232 with optional GPIB.

# KONSTANTER SPL Series Programmable Electronic Load

## Data Interface

- Supports SCPI (standard commands for programmable instruments) and Labview, and can be operated with the required software.
- The firmware can be updated online.

## Dimensions



## Scope of Delivery

- 1 Benchtop instrument
- 1 Rubber protector
- 1 Condensed operating instructions
- 1 CD ROM with operating instructions (German and English) and Programming Guide (English)

## Views

### Font Panel with Rubber Protection



### Rear Panel with Rubber Protection and Optional GPIB interface



### Input Terminals



# KONSTANTER SPL Series

## Programmable Electronic Load

---

### Order Information

Description	Type	Article Number
Single-channel electronic load with multifunctional digital display, with characteristic current, resistance, power and voltage curves, input: max. 80 V DC / max. 30 A / max. 250 W, supply power: 115/230 V AC 50/60 Hz, benchtop instrument also suitable for 19" rack mounting	KONSTANTER SPL 250-30	K852A
Single-channel electronic load with multifunctional digital display, with characteristic current, resistance, power and voltage curves, input: max. 80 V DC / max. 40 A / max. 400 W, supply power: 115/230 V AC 50/60 Hz, benchtop instrument also suitable for 19" rack mounting	KONSTANTER SPL 400-40	K853A
1 channel electronic load with digital multifunctional display, with current, resistance, power and voltage characteristic, Input max. 200 V DC / max. 20 A / max. 200 W, Line input 115/230 V AC 50/60 Hz, benchtop unit, suitable for 19" rack mounting	KONSTANTER SPL 200-20	K854A
1 channel electronic load with digital multifunctional display, with current, resistance, power and voltage characteristic, Input max. 200 V DC / max. 30 A / max. 350 W, Line input 115/230 V AC 50/60 Hz, benchtop unit, suitable for 19" rack mounting	KONSTANTER SPL 350-30	K855A
GPIB IEEE488 interface, plug-in interface for SPL electronic load	IEEE488 Interface	K890A
Option USB-Interface for SPL electronic load	USB-Interface	K891A

---

© Gossen Metrawatt GmbH

Edited in Germany • Subject to change, errors excepted • PDF version available on the Internet

All trademarks, registered trademarks, logos, product names, and company names are the property of their respective owners.

 **GOSSEN METRAWATT**

Gossen Metrawatt GmbH  
Südwestpark 15  
90449 Nürnberg, Germany

Phone: +49 911 8602-111  
Fax: +49 911 8602-777  
e-mail: [info@gossenmetrawatt.com](mailto:info@gossenmetrawatt.com)  
[www.gossenmetrawatt.com](http://www.gossenmetrawatt.com)

## X-ON Electronics

Largest Supplier of Electrical and Electronic Components

*Click to view similar products for [Modular Power Supplies](#) category:*

*Click to view products by [Gossen Metrawatt](#) manufacturer:*

Other Similar products are found below :

[73-147-000](#) [73-270-000](#) [73-316-4020](#) [73-317-0005](#) [73-495-0333](#) [73-951-0001C](#) [73-961-4086-G2](#) [GLD150-48-103-G](#) [OVS-12F](#) [OVS-12J](#)  
[OVS-15J](#) [IVS13Q2Q1F4LL030ANJCUNR32](#) [LB115S48KH](#) [FP2-PSA1](#) [IMP4-3O1-2J1-05-B-662](#) [UPS40-3003](#) [LB240S48KH](#) [LMM409](#)  
[CHASSIS](#) [VAS003ZG](#) [73-166-000](#) [73-271-000](#) [73-961-0048](#) [73-961-4085-G2](#) [73-962-0001](#) [OVS-15G](#) [1-155777G](#) [OVS-24F](#) [73-551-5086](#)  
[73-713-001](#) [73-540-0001](#) [DUAL OUTPUT CABLE SET](#) [73-560-434](#) [73-963-0048-G2](#) [73-963-0024-G2](#) [73-317-0048](#) [73-495-0555](#) [AC6-](#)  
[02C2C-02-R](#) [VA-A2104827](#) [MVX-G2771015](#) [AC4-OOT2B-00](#) [VA-D1139247](#) [MVX-E2973822](#) [85055](#) [451-002145-0000](#) [ACV15N3](#)  
[CVN300-96P01A](#) [NFN40-7942](#) [SS500-3405-401](#) [VS1-L4-00-CE](#) [MP4-1W-4EE-4NN-00](#)