

	Product Series Code	<b>GBL</b>	Brand	<b>GOTREND</b>
	File Version	<b>GBL-V3R0</b>	Editor	<b>Teddy</b>
	Established Date	<b>1997.09.28</b>	Description	<b>Multilayer Ferrite Chip Ind</b>
	Latest Edit Date	<b>2014.09.10</b>	Pages	<b>Page : 2</b>

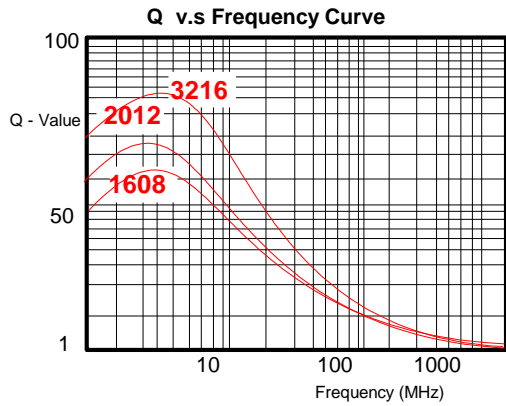
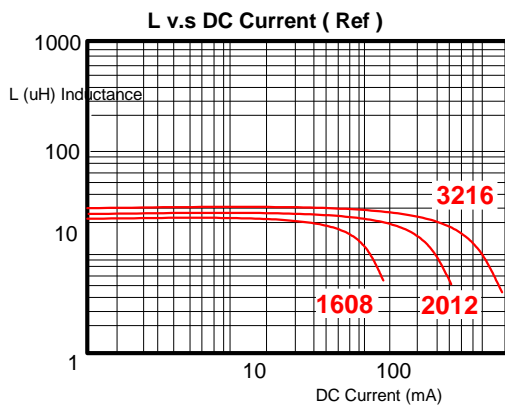
### Features & Application:

- \* Bead inductor for power energy storage or noise suppressor.
- \* Fit for power line & signal line circuit
- \* To help you go pass the CE/FCC standard.
- \* Mobil Device / Handheld Device / LowProfile Device / Panel...


### Part No Example:

GBL 321611 P - 2R7 K  
 1 2 3 4 5

1. GBL : GOTREND BRAND & PRODUCT TYPE
2. 321611 : Dimension - Length 3.2mm X Width 1.6mm X T1.1mm
3. [ P ] : Pb free < 1000ppm
4. 2R7 : [ L ] Value - Inductance 2R7= 2.7uH
5. [ K ] : Tolerance Code - S = +/- 0.3 nH, J = 5%, K = 10% , M = 20%



### Product Structure



### 2005 RoHS Compliant - SGS Certified Result

鉛 Pb	鎘 Cd	汞 Hg	六價鉻 Cr+6	溴化聯苯 PBB	溴化聯苯 醌PBDE
<1000ppm	ND	ND	ND	ND	ND

### DIMENSION : [ mm ]

	Front View	Side View	Recommend Pad Layout				
	A	B	C	D	E	F	G
TYPE	A	B	C	D	E	F	G
100505	1.00+/-0.15	0.50+/-0.15	0.50+/-0.15	0.25+/-0.15	1.10 ref.	0.40 ref.	0.60 ref.
160808	1.60+/-0.15	0.80+/-0.15	0.80+/-0.15	0.40+/-0.20	1.80 ref.	0.60 ref.	1.00 ref.
201209	2.00+/-0.20	1.25+/-0.20	0.90+/-0.20	0.50+/-0.30	2.40 ref.	0.80 ref.	1.45 ref.
201212	2.00+/-0.20	1.25+/-0.20	1.25+/-0.20	0.50+/-0.30	2.40 ref.	0.80 ref.	1.45 ref.
321611	3.20+/-0.20	1.60+/-0.20	1.10+/-0.20	0.50+/-0.30	3.40 ref.	2.00 ref.	1.80 ref.

### Test Equipment :

- \* HP4284A, HP42841A- L, IDC, Q, RDC
- \* HP8753D NETWORK ANALYZER- SRF

Standard Atmospheric Conditions:  
 Ambient Temp: 20+/-15°C  
 Relative Humidity: 65+/-20%  
 If there may be any doubt on the result,  
 measurement shall be made within the following limits:  
 Ambient Temp: 25+/-5°C  
 Relative Humidity: 75+/-10%

### Size Code & Package Quantity:

JIS CODE	EIA CODE	PCS / REEL	REEL / BOX
1005	0402	10000	5
1608	0603	4000	5
2012	0805	4000	5
3216	1206	3000	5

	Product Series Code	<b>GBL</b>	Brand	<b>GOTREND</b>
	File Version	<b>GBL-V3R0</b>	Editor	<b>Teddy</b>
	Established Date	<b>1997.09.28</b>	Description	<b>Multilayer Ferrite Chip Ind</b>
	Latest Edit Date	<b>2014.09.10</b>	Pages	<b>Page : 3</b>

### Operating & Storage Condition:

OPERATING TEMP:-40~+85°C

STORAGE TEMP:-40~+85°C

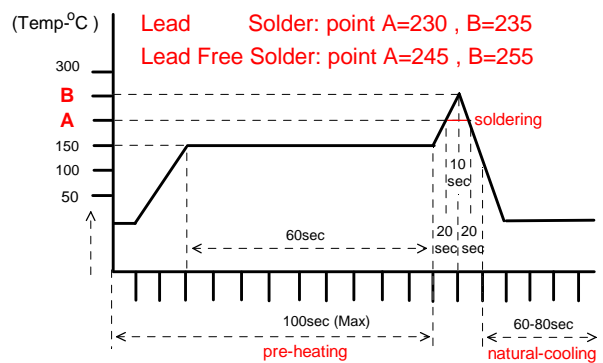
STORAGE LIFE TIME: 12 MONTH @25°C , RH 65%

### Attention & Caution:

Please avoid following matters:

- \* Splashing water or salt water
- \* Toxic Gas (Hydrogen sulfide, Sulfurous acid, Chlorine, Ammonia)
- \* Vibrations or shocks which exceed the specified condition
- \* Dew condenses
- \* Please be careful for the stress to this product by board flexure or something after the mounting.


### Recommand Reflow Curve (TIME:Second)



Notice: Iron Soldering: 3 Seconds Max. @260°C

Part No.	Inductance (uH)	Q (min)	L&Q Test Freq. (MHz)	S.R.F (MHz) (min)	DCR (ohm) (max)	IDC (mA) (max)
GBL100505P-10N <input type="checkbox"/>	0.010 ± 20%	8	100	300	0.42	50
GBL100505P-12N <input type="checkbox"/>	0.012 ± 20%	8	100	300	0.47	50
GBL100505P-47N <input type="checkbox"/>	0.047 ± 20%	10	50	220	0.45	50
GBL100505P-68N <input type="checkbox"/>	0.068 ± 20%	10	50	210	0.45	50
GBL100505P-82N <input type="checkbox"/>	0.082 ± 20%	10	50	200	0.45	50
GBL100505P-R10 <input type="checkbox"/>	0.10 ± 20%	15	25	200	0.80	50
GBL100505P-R12 <input type="checkbox"/>	0.12 ± 20%	15	25	165	0.80	25
GBL100505P-R15 <input type="checkbox"/>	0.15 ± 20%	15	25	140	0.90	25
GBL100505P-R18 <input type="checkbox"/>	0.18 ± 20%	15	25	120	0.90	25
GBL100505P-R22 <input type="checkbox"/>	0.22 ± 20%	15	25	110	1.20	25
GBL100505P-R27 <input type="checkbox"/>	0.27 ± 20%	15	25	95	1.20	25
GBL100505P-R33 <input type="checkbox"/>	0.33 ± 20%	15	25	230	1.50	25
GBL100505P-R39 <input type="checkbox"/>	0.39 ± 20%	25	10	210	0.41	20
GBL100505P-R47 <input type="checkbox"/>	0.47 ± 20%	20	10	190	0.65	10
GBL100505P-R56 <input type="checkbox"/>	0.56 ± 20%	20	10	170	0.70	10
GBL100505P-R68 <input type="checkbox"/>	0.68 ± 20%	20	10	150	0.80	10
GBL100505P-R82 <input type="checkbox"/>	0.82 ± 20%	20	10	130	0.90	10
GBL100505P-1R0 <input type="checkbox"/>	1.00 ± 20%	20	10	120	1.50	15
GBL100505P-1R2 <input type="checkbox"/>	1.20 ± 20%	20	10	110	1.60	15
GBL100505P-1R5 <input type="checkbox"/>	1.50 ± 20%	20	10	100	1.20	10
GBL100505P-1R8 <input type="checkbox"/>	1.80 ± 20%	20	10	90	1.30	10
GBL100505P-2R2 <input type="checkbox"/>	2.20 ± 20%	20	10	80	1.40	10

\* Tolerance Code:  J=± 5%, K=± 10%, M=± 20% , N=± 25%



Product Series Code	<b>GBL</b>	Brand	<b>GOTREND</b>
File Version	<b>GBL-V3R0</b>	Editor	<b>Teddy</b>
Established Date	<b>1997.09.28</b>	Description	<b>Multilayer Ferrite Chip Ind</b>
Latest Edit Date	<b>2014.09.10</b>	Pages	<b>Page : 4</b>

Part No.	Inductance (uH)	Q (min)	L&Q Test Freq. (MHz)	S.R.F (MHz) (min)	DCR (ohm) (max)	IDC (mA) (max)
GBL160808P-47N <input type="checkbox"/>	0.047 ± 20%	20	50	260	0.30	50
GBL160808P-68N <input type="checkbox"/>	0.068 ± 20%	20	50	250	0.30	50
GBL160808P-82N <input type="checkbox"/>	0.082 ± 20%	20	50	245	0.30	50
GBL160808P-R10 <input type="checkbox"/>	0.10 ± 20% or 10%	30	25	240	0.50	50
GBL160808P-R12 <input type="checkbox"/>	0.12 ± 20% or 10%	30	25	205	0.50	50
GBL160808P-R15 <input type="checkbox"/>	0.15 ± 20% or 10%	30	25	180	0.60	50
GBL160808P-R18 <input type="checkbox"/>	0.18 ± 20% or 10%	30	25	165	0.60	50
GBL160808P-R22 <input type="checkbox"/>	0.22 ± 20% or 10%	30	25	150	0.80	50
GBL160808P-R27 <input type="checkbox"/>	0.27 ± 20% or 10%	30	25	136	0.80	50
GBL160808P-R33 <input type="checkbox"/>	0.33 ± 20% or 10%	30	25	125	0.85	35
GBL160808P-R39 <input type="checkbox"/>	0.39 ± 20% or 10%	30	25	110	1.00	35
GBL160808P-R47 <input type="checkbox"/>	0.47 ± 20% or 10%	30	25	105	1.35	35
GBL160808P-R56 <input type="checkbox"/>	0.56 ± 20% or 10%	30	25	95	1.55	35
GBL160808P-R68 <input type="checkbox"/>	0.68 ± 20% or 10%	30	25	85	1.70	35
GBL160808P-R82 <input type="checkbox"/>	0.82 ± 20% or 10%	30	25	75	2.10	35
GBL160808P-1R0 <input type="checkbox"/>	1.00 ± 20% or 10%	35	10	65	0.60	25
GBL160808P-1R2 <input type="checkbox"/>	1.20 ± 20% or 10%	35	10	60	0.80	25
GBL160808P-1R5 <input type="checkbox"/>	1.50 ± 20% or 10%	35	10	55	0.80	25
GBL160808P-1R8 <input type="checkbox"/>	1.80 ± 20% or 10%	35	10	50	0.95	25
GBL160808P-2R2 <input type="checkbox"/>	2.20 ± 20% or 10%	35	10	45	1.15	15
GBL160808P-2R7 <input type="checkbox"/>	2.70 ± 20% or 10%	35	10	40	1.35	15
GBL160808P-3R0 <input type="checkbox"/>	3.00 ± 20% or 10%	35	10	40	1.55	15
GBL160808P-3R3 <input type="checkbox"/>	3.30 ± 20% or 10%	35	10	38	1.55	15
GBL160808P-3R9 <input type="checkbox"/>	3.90 ± 20% or 10%	35	10	36	1.70	15
GBL160808P-4R7 <input type="checkbox"/>	4.70 ± 20% or 10%	35	10	33	2.10	15
GBL160808P-5R6 <input type="checkbox"/>	5.60 ± 20% or 10%	35	4	22	1.55	5
GBL160808P-6R8 <input type="checkbox"/>	6.80 ± 20% or 10%	35	4	20	1.70	5
GBL160808P-8R2 <input type="checkbox"/>	8.20 ± 20% or 10%	30	4	18	2.10	5
GBL160808P-100 <input type="checkbox"/>	10.00 ± 20% or 10%	30	2	17	2.55	3
GBL160808P-120 <input type="checkbox"/>	12.00 ± 20% or 10%	30	1	15	2.75	3
GBL160808P-150 <input type="checkbox"/>	15.00 ± 20% or 10%	20	1	14	2.85	1
GBL160808P-180 <input type="checkbox"/>	18.00 ± 20% or 10%	20	1	13	1.80	1

\* Tolerance Code:  J=± 5%, K=± 10%, M=± 20% , N=± 25%



Product Series Code	<b>GBL</b>	Brand	<b>GOTREND</b>
File Version	<b>GBL-V3R0</b>	Editor	<b>Teddy</b>
Established Date	<b>1997.09.28</b>	Description	<b>Multilayer Ferrite Chip Ind</b>
Latest Edit Date	<b>2014.09.10</b>	Pages	<b>Page : 5</b>

Part No.	Inductance (uH)	Q (min)	L&Q Test Freq. (MHz)	S.R.F (MHz) (min)	DCR (ohm) (max)	IDC (mA) (max)
GBL201209P-47N <input type="checkbox"/>	0.047 ± 20%	25	50	320	0.20	300
GBL201209P-68N <input type="checkbox"/>	0.068 ± 20%	25	50	280	0.20	300
GBL201209P-82N <input type="checkbox"/>	0.082 ± 20%	25	50	255	0.20	300
GBL201209P-R10 <input type="checkbox"/>	0.10 ± 20% or 10%	30	25	235	0.30	250
GBL201209P-R12 <input type="checkbox"/>	0.12 ± 20% or 10%	30	25	220	0.30	250
GBL201209P-R15 <input type="checkbox"/>	0.15 ± 20% or 10%	30	25	200	0.40	250
GBL201209P-R18 <input type="checkbox"/>	0.18 ± 20% or 10%	30	25	185	0.40	250
GBL201209P-R22 <input type="checkbox"/>	0.22 ± 20% or 10%	30	25	170	0.50	250
GBL201209P-R27 <input type="checkbox"/>	0.27 ± 20% or 10%	30	25	150	0.50	250
GBL201209P-R33 <input type="checkbox"/>	0.33 ± 20% or 10%	30	25	145	0.55	250
GBL201209P-R39 <input type="checkbox"/>	0.39 ± 20% or 10%	30	25	135	0.65	250
GBL201209P-R47 <input type="checkbox"/>	0.47 ± 20% or 10%	30	25	125	0.65	250
GBL201209P-R56 <input type="checkbox"/>	0.56 ± 20% or 10%	30	25	115	0.75	150
GBL201209P-R68 <input type="checkbox"/>	0.68 ± 20% or 10%	30	25	105	0.80	150
GBL201209P-R82 <input type="checkbox"/>	0.82 ± 20% or 10%	30	25	100	1.00	150
GBL201209P-1R0 <input type="checkbox"/>	1.00 ± 20% or 10%	45	10	75	0.45	50
GBL201209P-1R2 <input type="checkbox"/>	1.20 ± 20% or 10%	45	10	65	0.50	50
GBL201209P-1R5 <input type="checkbox"/>	1.50 ± 20% or 10%	45	10	60	0.50	50
GBL201209P-1R8 <input type="checkbox"/>	1.80 ± 20% or 10%	45	10	55	0.60	50
GBL201209P-2R2 <input type="checkbox"/>	2.20 ± 20% or 10%	45	10	50	0.65	30
GBL201209P-3R3 <input type="checkbox"/>	3.30 ± 20% or 10%	45	10	41	0.80	30
GBL201209P-4R7 <input type="checkbox"/>	4.70 ± 20% or 10%	45	10	35	1.00	30
GBL201209P-100 <input type="checkbox"/>	10.00 ± 20% or 10%	50	2	24	1.10	25
GBL201212P-2R7 <input type="checkbox"/>	2.70 ± 20% or 10%	45	10	45	0.75	30
GBL201212P-3R3 <input type="checkbox"/>	3.30 ± 20% or 10%	45	10	41	0.80	30
GBL201212P-3R9 <input type="checkbox"/>	3.90 ± 20% or 10%	45	10	38	0.90	30
GBL201212P-4R7 <input type="checkbox"/>	4.70 ± 20% or 10%	45	10	35	1.00	30
GBL201212P-5R6 <input type="checkbox"/>	5.60 ± 20% or 10%	45	4	32	1.00	15
GBL201212P-6R8 <input type="checkbox"/>	6.80 ± 20% or 10%	45	4	29	1.00	15
GBL201212P-8R2 <input type="checkbox"/>	8.20 ± 20% or 10%	45	4	26	1.10	15
GBL201212P-100 <input type="checkbox"/>	10.00 ± 20% or 10%	45	2	24	1.15	15
GBL201212P-120 <input type="checkbox"/>	12.00 ± 20% or 10%	45	2	22	1.25	15
GBL201212P-150 <input type="checkbox"/>	15.00 ± 20% or 10%	30	1	19	0.80	5
GBL201212P-180 <input type="checkbox"/>	18.00 ± 20% or 10%	30	1	18	0.90	5
GBL201212P-220 <input type="checkbox"/>	22.00 ± 20% or 10%	30	1	16	1.10	5
GBL201212P-270 <input type="checkbox"/>	27.00 ± 20% or 10%	30	1	14	1.15	5
GBL201212P-330 <input type="checkbox"/>	33.00 ± 20% or 10%	30	0.4	13	1.25	5


\* Tolerance Code:  J=± 5%, K=± 10%, M=± 20% , N=± 25%



Product Series Code	<b>GBL</b>	Brand	<b>GOTREND</b>
File Version	<b>GBL-V3R0</b>	Editor	<b>Teddy</b>
Established Date	<b>1997.09.28</b>	Description	<b>Multilayer Ferrite Chip Ind</b>
Latest Edit Date	<b>2014.09.10</b>	Pages	<b>Page : 6</b>

Part No.	Inductance (uH)	Q (min)	L&Q Test Freq. (MHz)	S.R.F (MHz) (min)	DCR (ohm) (max)	IDC (mA) (max)
GBL321611P-47N <input type="checkbox"/>	0.047 ± 20%	25	50	320	0.15	300
GBL321611P-68N <input type="checkbox"/>	0.068 ± 20%	25	50	280	0.25	300
GBL321611P-82N <input type="checkbox"/>	0.082 ± 20%	25	50	250	0.25	300
GBL321611P-R10 <input type="checkbox"/>	0.10 ± 20% or 10%	30	25	235	0.25	250
GBL321611P-R12 <input type="checkbox"/>	0.12 ± 20% or 10%	30	25	220	0.30	250
GBL321611P-R15 <input type="checkbox"/>	0.15 ± 20% or 10%	30	25	200	0.30	250
GBL321611P-R18 <input type="checkbox"/>	0.18 ± 20% or 10%	30	25	185	0.40	250
GBL321611P-R22 <input type="checkbox"/>	0.22 ± 20% or 10%	30	25	170	0.40	250
GBL321611P-R27 <input type="checkbox"/>	0.27 ± 20% or 10%	30	25	150	0.50	250
GBL321611P-R33 <input type="checkbox"/>	0.33 ± 20% or 10%	30	25	145	0.60	250
GBL321611P-R39 <input type="checkbox"/>	0.39 ± 20% or 10%	30	25	135	0.60	200
GBL321611P-R47 <input type="checkbox"/>	0.47 ± 20% or 10%	30	25	125	0.60	200
GBL321611P-R56 <input type="checkbox"/>	0.56 ± 20% or 10%	30	25	115	0.70	150
GBL321611P-R68 <input type="checkbox"/>	0.68 ± 20% or 10%	30	25	105	0.80	150
GBL321611P-R82 <input type="checkbox"/>	0.82 ± 20% or 10%	30	25	100	0.90	150
GBL321611P-1R0 <input type="checkbox"/>	1.00 ± 20% or 10%	45	10	75	0.40	100
GBL321611P-1R2 <input type="checkbox"/>	1.20 ± 20% or 10%	45	10	65	0.50	100
GBL321611P-1R5 <input type="checkbox"/>	1.50 ± 20% or 10%	45	10	60	0.50	80
GBL321611P-1R8 <input type="checkbox"/>	1.80 ± 20% or 10%	45	10	55	0.50	70
GBL321611P-2R2 <input type="checkbox"/>	2.20 ± 20% or 10%	45	10	50	0.60	60
GBL321611P-2R7 <input type="checkbox"/>	2.70 ± 20% or 10%	45	10	45	0.60	60
GBL321611P-3R3 <input type="checkbox"/>	3.30 ± 20% or 10%	45	10	41	0.70	60
GBL321611P-3R9 <input type="checkbox"/>	3.90 ± 20% or 10%	45	10	38	0.80	50
GBL321611P-4R7 <input type="checkbox"/>	4.70 ± 20% or 10%	45	10	35	0.90	50
GBL321611P-5R6 <input type="checkbox"/>	5.60 ± 20% or 10%	45	4	32	0.70	25
GBL321611P-6R8 <input type="checkbox"/>	6.80 ± 20% or 10%	45	4	29	0.80	25
GBL321611P-8R2 <input type="checkbox"/>	8.20 ± 20% or 10%	45	4	26	0.90	25
GBL321611P-100 <input type="checkbox"/>	10.00 ± 20% or 10%	45	2	24	1.00	25
GBL321611P-120 <input type="checkbox"/>	12.00 ± 20% or 10%	45	2	22	1.05	15
GBL321611P-150 <input type="checkbox"/>	15.00 ± 20% or 10%	35	1	19	0.70	5
GBL321611P-180 <input type="checkbox"/>	18.00 ± 20% or 10%	35	1	18	0.75	5
GBL321611P-220 <input type="checkbox"/>	22.00 ± 20% or 10%	35	1	16	0.90	5
GBL321611P-270 <input type="checkbox"/>	27.00 ± 20% or 10%	35	1	14	0.95	5
GBL321611P-330 <input type="checkbox"/>	33.00 ± 20% or 10%	35	0.4	13	1.05	5
GBL321611P-390 <input type="checkbox"/>	39.00 ± 20% or 10%	40	2	11	3.00	5
GBL321611P-470 <input type="checkbox"/>	47.00 ± 20% or 10%	40	2	10	3.40	5

\* Tolerance Code:  J=± 5%, K=± 10%, M=± 20% , N=± 25%

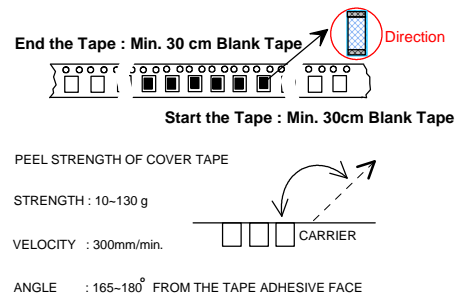
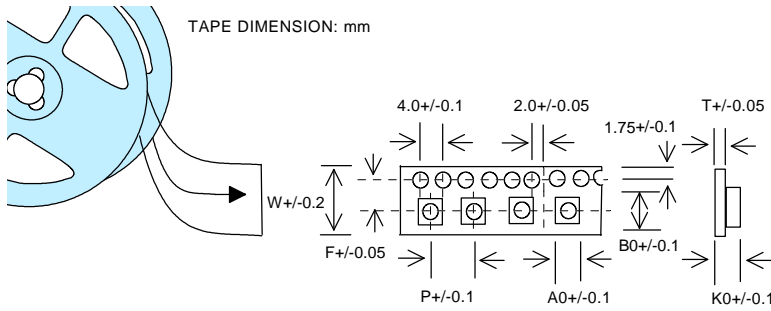


Product Series Code	<b>GBL</b>	Brand	<b>GOTREND</b>
File Version	<b>GBL-V3R0</b>	Editor	<b>Teddy</b>
Established Date	<b>1997.09.28</b>	Description	<b>Multilayer Ferrite Chip Ind</b>
Latest Edit Date	<b>2014.09.10</b>	Pages	<b>Page : 7</b>

Reliability Test Result :																			
NO	ITEM	TEST CONDITIONS	REMARKS																
1	Thermal Shock (Temperature Cycle)	Temperature:-40 ° C/ +85 ° C kept stabilized for 30 minutes each  Cycle: 100 Cycles	Inductance value shall be within $\pm 10\%$ of the initial value. Q-factor shall be within $\pm 30\%$ of the initial value. Impedance shall be within $\pm 20\%$ of the initial value. DCR value shall be within $\pm 20\%$ of the initial value.																
2	Humidity Resistance	Humidity: 90%~ 95% RH Temperature: 40 $\pm$ 2 ° C Test Time: 1000 $\pm$ 12 Hours	■NO.1~4 Measurement:After placing for 24 hours (min.)																
3	HighTemperature	Temperature: 85 $\pm$ 2 ° C Humidity: 20% Testing Time: 1000 $\pm$ 12 Hours	■NO.2~3 Applied current(spec): Rated current(maximum value)																
4	Low Temperature	Temperature: -40 $\pm$ 2 ° C Time: 1000 $\pm$ 12 Hours																	
5	Temperature and Humidity Cycle	<table border="1"> <thead> <tr> <th>Step</th> <th>Temp</th> <th>Humidity</th> <th>Time</th> </tr> </thead> <tbody> <tr> <td>1</td> <td>25<math>\pm</math> 2 ° C</td> <td>95~100%RH</td> <td>3.0Hr</td> </tr> <tr> <td>2</td> <td>55<math>\pm</math> 2 ° C</td> <td>95~96%RH</td> <td>9.5Hr</td> </tr> <tr> <td>3</td> <td>25<math>\pm</math> 2 ° C</td> <td>95~100%RH</td> <td>9.5Hr</td> </tr> </tbody> </table>	Step	Temp	Humidity	Time	1	25 $\pm$ 2 ° C	95~100%RH	3.0Hr	2	55 $\pm$ 2 ° C	95~96%RH	9.5Hr	3	25 $\pm$ 2 ° C	95~100%RH	9.5Hr	■NO.5 Cycle: 5 cycles
Step	Temp	Humidity	Time																
1	25 $\pm$ 2 ° C	95~100%RH	3.0Hr																
2	55 $\pm$ 2 ° C	95~96%RH	9.5Hr																
3	25 $\pm$ 2 ° C	95~100%RH	9.5Hr																
6	Vibration	Frequency: 10Hz~55Hz Amplitude: 1.5mm Direction: X,Y,Z Time: 2 Hours each																	
7	IR Reflow Soldering	Solder: H63A(eutectic solder) Solder Temp.: 230 $\pm$ 5 ° C Time: 6 minutes Cycles: x 1	Impedance(inductance) shall be within $\pm 20\%$ of the initial value. DCR value shall be within $\pm 20\%$ of the initial value.																
8	Soldering Heat Resistance	Preheat: 120 ~ 150 ° C (60 sec) Solder:H63A(eutectic solder) Solder Temp.: 260 $\pm$ 5 ° C Flux: Rosin Dip time: 10 $\pm$ 1 seconds	The chip must have no cracks.More than 75% of the terminal electrode must be covered with solder.																
9	Bending Strength		The terminal electrode and the ferrite must not be damaged by the forces applied on the test conditions.  100505: $\geq 1$ kg 201209, 160808: $\geq 3$ kg 321616, 321611, 322513: $\geq 6$ kg 453215, 453216: $\geq 8$ kg																
10	Flexure Strength		No mechanical damage shall be noticed even when the board is bent 2 mm																
11	Terminal Strength		The terminal electrode and the ferrite must not be damaged by the forces applied on the test conditions.  100505: $\geq 0.2$ kg    160808: $\geq 0.5$ kg 201209: $\geq 1.0$ kg    321611: $\geq 1.5$ kg 453215: $\geq 2.0$ kg																

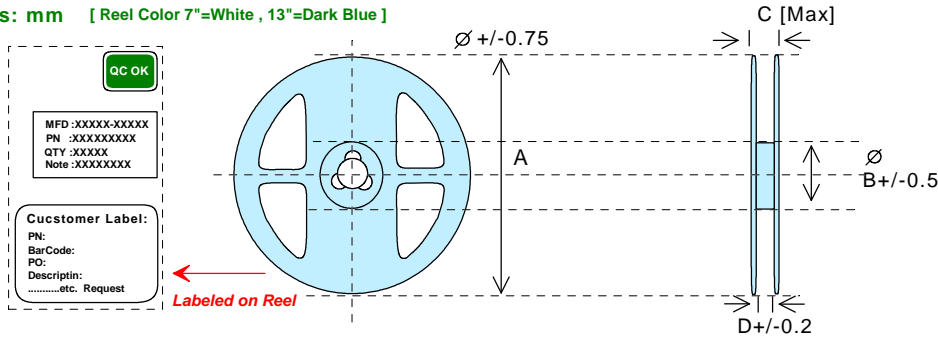


Product Series Code	<b>GBL</b>	Brand	<b>GOTREND</b>
File Version	<b>GBL-V3R0</b>	Editor	<b>Teddy</b>
Established Date	<b>1997.09.28</b>	Description	<b>Multilayer Ferrite Chip Ind</b>
Latest Edit Date	<b>2014.09.10</b>	Pages	<b>Page : 8</b>



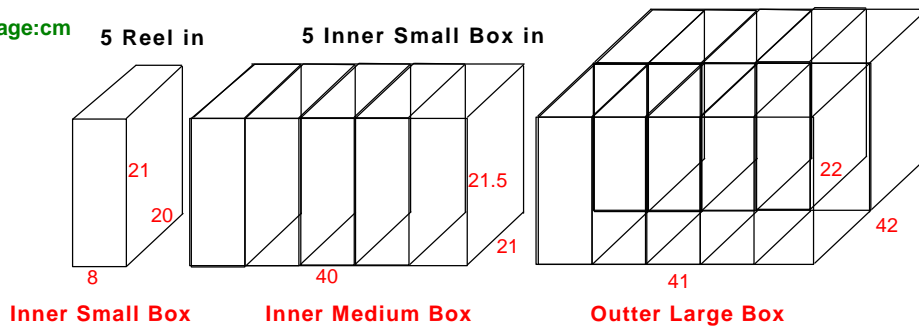
SIZE/mm	A	B	C	D	E	F	G	H	I	J
<b>100505</b>	2.00	0.62	1.15	1.75	2.00	4.00	8.00	3.50	0.70	0.20
<b>160808</b>	4.00	0.97	1.80	1.75	2.00	4.00	8.00	3.50	1.05	0.20
<b>201209</b>	4.00	1.54	2.32	1.75	2.00	4.00	8.00	3.50	1.15	0.20
<b>201212</b>	4.00	1.54	2.32	1.75	2.00	4.00	8.00	3.50	1.35	0.20
<b>321611</b>	4.00	1.94	3.54	1.75	2.00	4.00	8.00	3.50	1.29	0.20

Reel Dimensions: mm [ Reel Color 7"=White , 13"=Dark Blue ]



SIZE / mm	A	B	C	D	REEL SIZE	QTY/REEL
<b>100505</b>	178	60	12	10	<b>7"</b>	4K
<b>160808</b>	178	60	12	10	<b>7"</b>	4K
<b>201209</b>	178	60	12	10	<b>7"</b>	4K
<b>201211</b>	178	60	12	10	<b>7"</b>	4K
<b>321611</b>	178	60	12	10	<b>7"</b>	3K

BOX Package:cm



## X-ON Electronics

Largest Supplier of Electrical and Electronic Components

*Click to view similar products for [Fixed Inductors](#) category:*

*Click to view products by [Gotrend](#) manufacturer:*

Other Similar products are found below :

[CR32NP-100KC](#) [CR32NP-151KC](#) [CR32NP-180KC](#) [CR32NP-181KC](#) [CR32NP-1R5MC](#) [CR32NP-390KC](#) [CR32NP-3R9MC](#) [CR32NP-680KC](#) [CR32NP-820KC](#) [CR32NP-8R2MC](#) [CR43NP-390KC](#) [CR43NP-560KC](#) [CR43NP-680KC](#) [CR54NP-181KC](#) [CR54NP-470LC](#) [CR54NP-820KC](#) [CR54NP-8R5MC](#) [70F224AI](#) [MGDQ4-00004-P](#) [MHL1ECTTP18NJ](#) [MHQ1005P10NJ](#) [MHQ1005P1N0S](#) [MHQ1005P2N4S](#) [MHQ1005P3N6S](#) [MHQ1005P5N1S](#) [MHQ1005P8N2J](#) [PE-51506NL](#) [PE-53601NL](#) [PE-53602NL](#) [PE-53630NL](#) [PE-53824SNLT](#) [PE-92100NL](#) [PG0434.801NLT](#) [PG0936.113NLT](#) [9220-20](#) [9310-16](#) [PM06-2N7](#) [PM06-39NJ](#) [A01TK](#) [1206CS-471XJ](#) [HC2LP-R47-R](#) [HC2-R47-R](#) [HC3-2R2-R](#) [HCF1305-3R3-R](#) [1206CS-151XG](#) [RCH664NP-140L](#) [RCH664NP-4R7M](#) [RCH8011NP-221L](#) [RCP1317NP-332L](#) [RCP1317NP-391L](#)