

	Product Series Code	GNLC	Brand	GOTREND
	File Version	GNLC-V5R2	Editor	Teddy
	Established Date	2009.05.07	Description	Molding Wound Inductor - IDC Enhanced
	Latest Edit Date	2016.07.04	Pages	Page : 3

Features & Application:

- * High-Current : DC Current Enhanced
- * Fit for power line & signal line circuit
- * To help you go pass the CE/FCC standard.
- * Mobile Device / Handheld Device / LowProfile Device / Panel...


Part No Example:

GNLC 3225 P □ -6R8 J

1 2 3 4 5 6

1. GOTREND SERIES : GNLC
2. Dimension Code: 3225 [L-3.6 x W-2.9 mm]
3. Pb Free Code:Sony GP rule-PAD Pb<1000ppm
4. [R] : Low DCR Type
5. [L] Value : Inductance 68N=0.068uH , 6R8 = 6.8uH
6. Tolerance : J=5% , K=10%

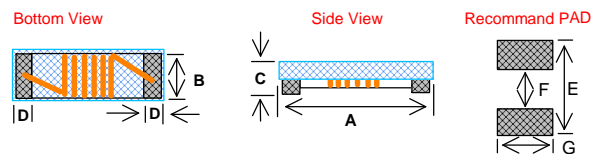
Product Structure



2005 RoHS Compliant - SGS Certified Result

鉛 Pb	鎘 Cd	汞 Hg	六價鉻 Cr+6	溴化聯苯 PBB	溴化聯苯 PBDE
<1000ppm	ND	ND	ND	ND	ND

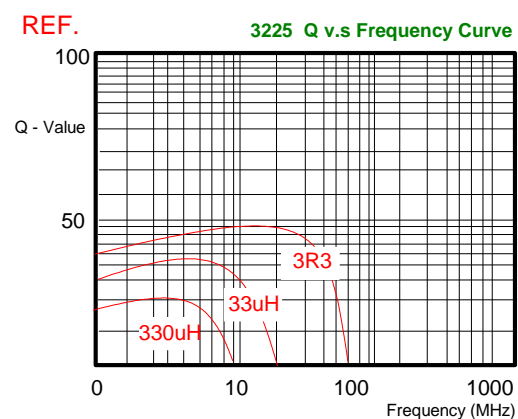
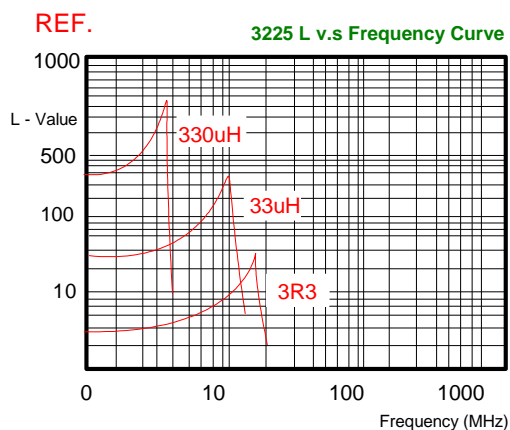
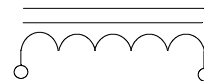
Dimensions: [mm] 1610/2012/2520/3225 TYPE



Type	A	B	C	D	E	F	G
GNLC-1610PR	1.8 MAX	1.20 MAX	1.00 MAX	0.33 REF	1.92	0.80	1.02
GNLC-2012PR	2.4 MAX	1.65 MAX	1.25 MAX	0.44 REF	2.80	0.96	1.78
GNLC-2520	2.9 MAX	2.54 MAX	2.00 MAX	0.50 REF	3.31	1.27	2.54
GNLC-3225	3.6 MAX	2.90 MAX	2.50 MAX	0.50 REF	4.40	2.00	2.70

■ Recommended thickness of the solder paste on the PCB : 0.10 ~ 0.15 mm

SCHEMATIC:



	Product Series Code	GNLC	Brand	GOTREND
	File Version	GNLC-V5R2	Editor	Teddy
	Established Date	2009.05.07	Description	Molding Wound Inductor - IDC Enhanced
	Latest Edit Date	2016.07.04	Pages	Page : 4

Test Equipment :

- * HP4284A, HP42841A- L, IDC, Q, RDC
- * HP8753D NETWORK ANALYZER- SRF

Standard Atmospheric Conditions:

Ambient Temp: 20±15°C

Relative Humidity: 65±20%

If there may be any doubt on the result,

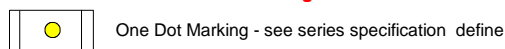
measurement shall be made within the following limits:

Ambient Temp: 25±5°C

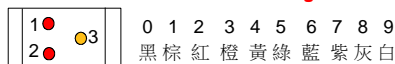
Relative Humidity: 75±10%

★ Marking Code Description:

1610 / 2012 SIZE - Color Dot Marking :



2520 / 3225 SIZE - Color Dot Marking :



料號色碼依下列算法計之.....

Counting the inductance as below :

[(1st dot x10)+2 nd dot]x10 3 rd dot=nH

For Example:

GNLC-2520-220J Color Dot=紅 1st 紅 2nd 橙 3rd

Inductance= [(紅 2) x 10 + (紅 1)] x (橙)10x10x10

=22x1000=22000nH

22000 ÷ 1000 = 22uH

Operating & Storage Condition:

OPERATING TEMP:-25~+85°C

STORAGE TEMP:-25~+85°C

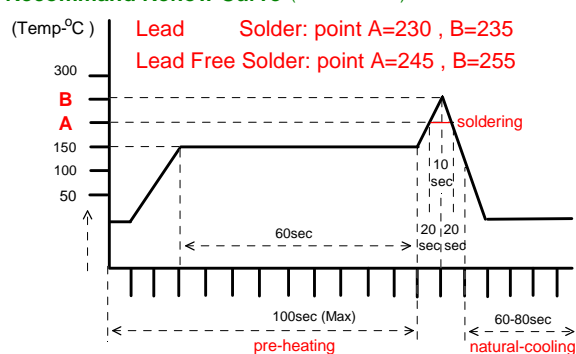
STORAGE LIFE TIME: 6 MONTH @25°C , RH 65%

Attention & Caution:

Please avoid following matters:

- * Splashing water or salt water
- * Toxic Gas (Hydrogen sulfide, Sulfurous acid, Chlorine, Ammonia)
- * Vibrations or shocks which exceed the specified condition
- * Dew condenses
- * Please be careful for the stress to this product by board flexure or something after the mounting.

Recomand Reflow Curve (TIME:Second)



Part NO.	L - Value (uH)	Tolerance (± %)	Q value (Typ.)	Test Freq. (MHz)	S.R.F (MHz) (Typ.)	DCR (ohm) (+/-30%)	IDC (mA) (Typ.)	Irms (mA) (Typ.)	Color-Dot Marking
GNLC1610PR-1R0	1.00	10%,20%	16	7.9	390.0	0.32	860	700	Black
GNLC1610PR-1R5	1.50	10%,20%	16	7.9	160.0	0.40	720	600	Brown
GNLC1610PR-1R8	1.80	10%,20%	16	7.9	121.0	0.43	640	580	Red
GNLC1610PR-2R2	2.20	10%,20%	16	7.9	103.0	0.56	600	580	Orange
GNLC1610PR-2R7	2.70	10%,20%	16	7.9	72.0	0.62	540	500	Yellow
GNLC1610PR-3R3	3.30	10%,20%	16	7.9	66.0	0.70	500	500	Green
GNLC1610PR-3R9	3.90	10%,20%	16	7.9	61.0	0.83	460	460	Blue
GNLC1610PR-4R7	4.70	10%,20%	16	7.9	51.0	0.97	400	420	Violet
GNLC1610PR-5R6	5.60	10%,20%	16	7.9	47.0	1.10	380	380	Gray
GNLC1610PR-6R8	6.80	10%,20%	16	7.9	43.0	1.50	340	340	White
GNLC1610PR-8R2	8.20	10%,20%	16	7.9	40.0	1.68	300	300	Black
GNLC1610PR-100	10.00	10%,20%	14	2.5	36.0	1.85	280	280	Brown
GNLC1610PR-120	12.00	10%,20%	14	2.5	32.0	2.28	260	260	Red
GNLC1610PR-150	15.00	10%,20%	14	2.5	29.0	2.60	240	240	Orange
GNLC1610PR-180	18.00	10%,20%	14	2.5	28.0	2.90	220	220	Yellow
GNLC1610PR-220	22.00	10%,20%	14	2.5	24.0	3.61	200	200	Green
GNLC1610PR-270	27.00	10%,20%	14	2.5	20.0	5.20	140	140	Blue
GNLC1610PR-330	33.00	10%,20%	14	2.5	15.0	6.60	120	120	Violet

* Part No. Example : GNLC1610PR-4R7J (GNLC Series 1610 Size, 4.7 uH, +/- 5%)

* Tolerance Code : □ K=±10%, M=±20% (all available)


* Test Instruments : L, Q : Agilent/HP E4991A+Agilent/HP 16197A

SRF : Agilent/E5071B / Agilent/HP E4991A

RDC : Digital Milliohm Meter Chroma 16502, or equivalent.

*IDC for Inductance drop 10% from its value without current.

*Irms for a 15°C rise above 25°C ambient.



Product Series Code	GNLC	Brand	GOTREND
File Version	GNLC-V5R2	Editor	Teddy
Established Date	2009.05.07	Description	Molding Wound Inductor - IDC Enhanced
Latest Edit Date	2016.07.04	Pages	Page : 5

Part NO.	L - Value (uH)	Tolerance (± %)	Q value (Typ.)	Test Freq. (MHz)	S.R.F (MHz) (Typ.)	DCR (ohm) (+/-30%)	IDC (mA) (Typ.)	Irms (mA) (Typ.)	Color-Dot Marking
GNLC2012PR-R47	0.47	10%,20%	14	7.9	850.0	0.12	1400	1500	Blue
GNLC2012PR-R68	0.68	10%,20%	14	7.9	765.0	0.15	1200	1300	Gray
GNLC2012PR-1R0	1.00	5%,10%,20%	14	7.9	208.0	0.13	1100	1300	Black
GNLC2012PR-1R2	1.20	5%,10%,20%	14	7.9	159.0	0.16	960	1270	Red
GNLC2012PR-1R5	1.50	5%,10%,20%	14	7.9	159.0	0.17	920	1260	Brown
GNLC2012PR-1R8	1.80	5%,10%,20%	14	7.9	112.0	0.20	860	1080	Orange
GNLC2012PR-2R2	2.20	5%,10%,20%	13	7.9	87.0	0.22	740	1040	Red
GNLC2012PR-2R7	2.70	5%,10%,20%	13	7.9	72.0	0.25	680	1040	Yellow
GNLC2012PR-3R3	3.30	5%,10%,20%	12	7.9	70.0	0.28	620	1020	Orange
GNLC2012PR-3R9	3.90	5%,10%,20%	14	7.9	61.0	0.38	580	960	Green
GNLC2012PR-4R7	4.70	5%,10%,20%	14	7.9	51.0	0.43	520	840	Yellow
GNLC2012PR-5R6	5.60	5%,10%,20%	12	7.9	47.0	0.50	480	800	Blue
GNLC2012PR-6R8	6.80	5%,10%,20%	14	7.9	46.0	0.68	420	700	Green
GNLC2012PR-8R2	8.20	5%,10%,20%	13	7.9	33.0	0.73	400	680	Violet
GNLC2012PR-100	10.00	5%,10%,20%	14	2.5	31.0	0.85	360	560	Blue
GNLC2012PR-120	12.00	5%,10%,20%	14	2.5	30.0	0.90	340	460	Gray
GNLC2012PR-150	15.00	5%,10%,20%	15	2.5	28.0	1.40	300	380	Violet
GNLC2012PR-180	18.00	5%,10%,20%	15	2.5	27.0	1.55	280	360	White
GNLC2012PR-220	22.00	5%,10%,20%	15	2.5	20.0	1.76	240	340	Gray
GNLC2012PR-270	27.00	5%,10%,20%	15	2.5	17.0	2.00	220	300	Black
GNLC2012PR-330	33.00	5%,10%,20%	15	2.5	17.0	2.35	200	300	White
GNLC2012PR-470	47.00	5%,10%,20%	14	2.5	15.0	3.40	160	280	Black
GNLC2012PR-560	56.00	5%,10%,20%	14	2.5	10.0	4.42	150	240	Yellow
GNLC2012PR-680	68.00	5%,10%,20%	14	2.5	10.0	4.45	140	240	Brown
GNLC2012PR-820	82.00	5%,10%,20%	14	2.5	10.0	7.50	100	180	Orange
GNLC2012PR-101	100.00	5%,10%,20%	10	1.0	9.0	7.50	100	180	Red

* Part No. Example : GNLC2012PR-4R7J (GNLC Series 2012 Size, 4.7 uH, +/- 5%)

* Tolerance Code : □ J=+/-5%, K=+/-10%, M=+/-20% (all available)

* Test Instruments : L,Q : Agilent/HP E4991A+Agilent/HP 16197A

SRF : Agilent/E5071B / Agilent/HP E4991A

RDC : Digital Milliohm Meter Chroma 16502, or equivalent.

*IDC for Inductance drop 10% from its value without current.

*Irms for a 25°C rise above 25°C ambient.

	Product Series Code	GNLC	Brand	GOTREND
	File Version	GNLC-V5R2	Editor	Teddy
	Established Date	2009.05.07	Description	Molding Wound Inductor - IDC Enhanced
	Latest Edit Date	2016.07.04	Pages	Page : 6

Part NO.	L - Value (uH)	Tolerance (± %)	Q value (Min)	Test Freq. (MHz)	S.R.F (MHz) (Min)	DCR (ohm) (Max)	IDC (mA) (Max)	Irms (mA) (Typ)	Color-Dot Marking		
GNLC2520P-R22	0.22	5%,10%	35	25	800	0.15	2600	2400	Red	Red	Brown
GNLC2520P-R47	0.47	5%,10%	35	25	460	0.20	2400	1100	Yellow	Violet	Brown
GNLC2520P-R82	0.82	5%,10%	35	25	360	0.35	1800	1000	Gray	Red	Brown
GNLC2520P-1R0	1.0	5%,10%	32	7.9	340	0.34	2100	900	Brown	Black	Red
GNLC2520P-1R2	1.2	5%,10%	25	7.9	290	0.25	1900	860	Brown	Red	Red
GNLC2520P-1R5	1.5	5%,10%	32	7.9	230	0.42	1800	740	Brown	Green	Red
GNLC2520P-1R8	1.8	5%,10%	27	7.9	180	0.45	1700	720	Brown	Gray	Red
GNLC2520P-2R2	2.2	5%,10%	27	7.9	140	0.50	1500	700	Red	Red	Red
GNLC2520P-2R7	2.7	5%,10%	27	7.9	130	0.55	1300	560	Red	Violet	Red
GNLC2520P-3R3	3.3	5%,10%	27	7.9	125	0.60	1300	540	Orange	Orange	Red
GNLC2520P-3R9	3.9	5%,10%	27	7.9	100	0.80	1200	480	Orange	White	Red
GNLC2520P-4R7	4.7	5%,10%	27	7.9	90	0.90	1100	400	Yellow	Violet	Red
GNLC2520P-5R6	5.6	5%,10%	27	7.9	60	1.00	1000	400	Green	Blue	Red
GNLC2520P-6R8	6.8	5%,10%	27	7.9	60	1.05	950	420	Blue	Gray	Red
GNLC2520P-8R2	8.2	5%,10%	25	7.9	55	1.20	850	380	Gray	Red	Red
GNLC2520P-100	10.0	5%,10%	23	2.5	55	1.55	800	240	Brown	Black	Orange
GNLC2520P-120	12.0	5%,10%	23	2.5	36	2.10	630	220	Brown	Red	Orange
GNLC2520P-150	15.0	5%,10%	23	2.5	36	2.38	580	200	Brown	Green	Orange
GNLC2520P-180	18.0	5%,10%	23	2.5	32	2.50	550	180	Brown	Gray	Orange
GNLC2520P-220	22.0	5%,10%	23	2.5	29	2.92	550	180	Red	Red	Orange
GNLC2520P-330	33.0	5%,10%	23	2.5	21	4.10	450	140	Orange	Orange	Orange
GNLC2520P-390	39.0	5%,10%	18	2.5	15	5.50	340	270	Orange	White	Orange
GNLC2520P-470	47.0	5%,10%	23	2.5	17	7.80	350	100	Yellow	Violet	Orange
GNLC2520P-680	68.0	5%,10%	20	2.5	9	11.50	260	100	Blue	Gray	Orange
GNLC2520P-101	100.0	5%,10%	13	1.0	4	13.20	200	100	Brown	Black	Yellow

* Part No. Example : GNLC2520P-4R7J (GNLC Series 2520 Size, 4.7 uH, +/- 5%)

* Tolerance Code : □ J=+/-5%, K=+/-10%, M=+/-20% (all available)

* Test Instruments : L,Q : Agilent/HP E4991A+Agilent/HP 16197A
SRF : Agilent/E5071B / Agilent/HP E4991A
RDC : Digital Milliohm Meter Chroma 16502, or equivalent.

*IDC for Inductance drop 10% from its value without current.

	Product Series Code	GNLC	Brand	GOTREND
	File Version	GNLC-V5R2	Editor	Teddy
	Established Date	2009.05.07	Description	Molding Wound Inductor - IDC Enhanced
	Latest Edit Date	2016.07.04	Pages	Page : 7

Part NO.	L - Value (uH)	Tolerance (± %)	Q value (min)	Test Freq. (MHz)	S.R.F (MHz) (min)	DCR (ohm) (max)	IDC (mA) (max)	Color-Dot Marking		
GNLC3225P-R39	0.39	5%	40	25.0	500	0.090	3000	Orange	White	Brown
GNLC3225P-R47	0.47	5%,10%	40	25.0	500	0.090	3000	Yellow	Violet	Brown
GNLC3225P-R56	0.56	10%	40	25.0	500	0.100	3000	Green	Blue	Brown
GNLC3225P-1R0	1.0	5%,10%	35	7.9	340	0.125	2600	Brown	Black	Red
GNLC3225P-1R2	1.2	5%,10%	35	7.9	280	0.135	2400	Brown	Red	Red
GNLC3225P-1R5	1.5	5%,10%	30	7.9	160	0.145	2200	Brown	Green	Red
GNLC3225P-1R8	1.8	5%,10%	30	7.9	120	0.160	2000	Brown	Gray	Red
GNLC3225P-2R2	2.2	5%,10%	30	7.9	100	0.175	1900	Red	Red	Red
GNLC3225P-2R5	2.5	5%,10%	30	7.9	80	0.190	1700	Red	Green	Red
GNLC3225P-3R3	3.3	5%,10%	30	7.9	70	0.210	1500	Orange	Orange	Red
GNLC3225P-4R7	4.7	5%,10%	28	7.9	55	0.300	1300	Yellow	Violet	Red
GNLC3225P-6R8	6.8	5%,10%	28	7.9	45	0.370	1100	Blue	Gray	Red
GNLC3225P-8R2	8.2	5%,10%	28	7.9	45	0.470	940	Green	Red	Red
GNLC3225P-100	10.0	5%,10%	22	2.5	47	0.500	900	Brown	Black	Orange
GNLC3225P-120	12.0	5%,10%	22	2.5	42	0.680	820	Brown	Red	Orange
GNLC3225P-150	15.0	5%,10%	22	2.5	34	0.720	740	Brown	Green	Orange
GNLC3225P-180	18.0	5%,10%	22	2.5	28	0.950	680	Brown	Gray	Orange
GNLC3225P-220	22.0	5%,10%	22	2.5	25	1.100	640	Red	Red	Orange
GNLC3225P-270	27.0	5%,10%	20	2.5	18	1.250	570	Red	Violet	Orange
GNLC3225P-330	33.0	5%,10%	20	2.5	13	1.370	500	Orange	Orange	Orange
GNLC3225P-390	39.0	5%,10%	20	2.5	13	1.850	400	Orange	White	Orange
GNLC3225P-470	47.0	5%,10%	20	2.5	12	1.880	440	Yellow	Violet	Orange
GNLC3225P-560	56.0	5%,10%	22	2.5	10	2.750	380	Green	Blue	Orange
GNLC3225P-680	68.0	5%,10%	22	2.5	10	3.000	360	Blue	Gray	Orange
GNLC3225P-820	82.0	5%,10%	22	2.5	10	4.100	320	Gray	Red	Orange
GNLC3225P-101	100.0	5%,10%	15	1.0	8	4.682	280	Brown	Black	Yellow
GNLC3225P-121	120.0	5%,10%	15	1.0	7	5.800	220	Brown	Red	Yellow
GNLC3225P-151	150.0	5%,10%	13	1.0	7	6.102	220	Brown	Green	Yellow
GNLC3225P-181	180.0	5%,10%	13	1.0	3	7.100	200	Brown	Gray	Yellow
GNLC3225P-221	220.0	5%,10%	13	1.0	3	7.650	200	Red	Red	Yellow
GNLC3225P-331	330.0	5%,10%	13	1.0	3	12.620	160	Orange	Orange	Yellow
GNLC3225P-471	470.0	5%,10%	13	1.0	3	25.000	120	Yellow	Violet	Yellow
GNLC3225P-561	560.0	5%,10%	13	1.0	2	27.000	100	Green	Blue	Yellow
GNLC3225P-681	680.0	5%,10%	13	1.0	2	31.000	100	Blue	Gray	Yellow
GNLC3225P-821	820.0	5%,10%	10	1.0	2	42.000	50	Gray	Red	Yellow
GNLC3225P-102	1000.0	5%,10%	10	1.0	2	46.000	50	Brown	Black	Red

* Part No. Example : GNLC3225P-4R7J (GNLC Series 3225 Size, 4.7 uH, +/- 5%)

* Tolerance Code : □ J=+/-5%, K=+/-10%, M=+/-20% (all available)

* Test Instruments : L,Q : Agilent/HP E4991A+Agilent/HP 16197A
 SRF : Agilent/E5071B / Agilent/HP E4991A
 RDC : Digital Milliohm Meter Chroma 16502, or equivalent.

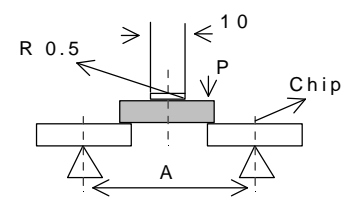
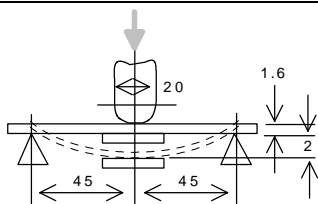
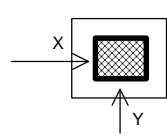
*IDC for Inductance drop 10% from its value without current.

MARKING COLOR REFERENCE CHART

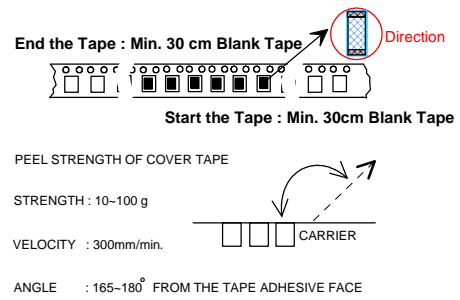
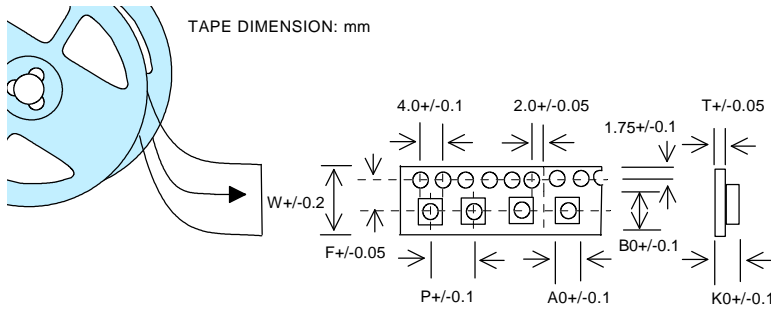


黑 棕 紅 橙 黃 綠 藍 紫 灰 白

	Product Series Code	GNLC	Brand	GOTREND
	File Version	GNLC-V5R2	Editor	Teddy
	Established Date	2009.05.07	Description	Molding Wound Inductor - IDC Enhanced
	Latest Edit Date	2016.07.04	Pages	Page : 8

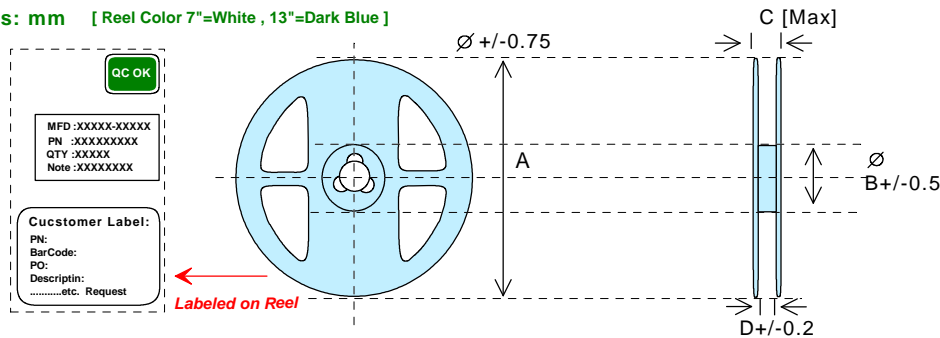
Reliability Test Result :																					
NO	ITEM	TEST CONDITIONS			REMARKS																
1	Thermal Shock (Temperature Cycle) 溫度循環試驗	Temperature: -25 ° C / +85 ° C kept stabilized for 30 minutes each Cycle: 10 Cycles			Inductance value shall be within $\pm 10\%$ of the initial value. Q-factor shall be within $\pm 30\%$ of the initial value. Impedance shall be within $\pm 20\%$ of the initial value. DCR value shall be within $\pm 20\%$ of the initial value.																
2	Humidity Resistance 耐濕試驗	Humidity: 90%~ 95% RH Temperature: 85 \pm 2 ° C Test Time: 1000 \pm 12 Hours			■NO.1~4 Measurement: After placing for 24 hours (min.)																
3	High Temperature 耐熱試驗	Temperature: 85 \pm 2 ° C Humidity: 20% Testing Time: 500 \pm 12 Hours			■NO.2~3 Applied current(spec): Rated current(maximum value)																
4	Low Temperature 耐寒試驗	Temperature: -25 \pm 2 ° C Time: 48 \pm 12 Hours			■NO.5 Cycle: 5 cycles																
5	Temperature and Humidity Cycle 溫/濕度循環試驗	<table border="1"> <thead> <tr> <th>Step</th> <th>Temp</th> <th>Humidity</th> <th>Time</th> </tr> </thead> <tbody> <tr> <td>1</td> <td>25\pm 2 ° C</td> <td>95~100%RH</td> <td>3.0Hr</td> </tr> <tr> <td>2</td> <td>55\pm 2 ° C</td> <td>95~96%RH</td> <td>9.5Hr</td> </tr> <tr> <td>3</td> <td>25\pm 2 ° C</td> <td>95~100%RH</td> <td>9.5Hr</td> </tr> </tbody> </table>	Step	Temp		Humidity	Time	1	25 \pm 2 ° C	95~100%RH	3.0Hr	2	55 \pm 2 ° C	95~96%RH	9.5Hr	3	25 \pm 2 ° C	95~100%RH	9.5Hr		
Step	Temp	Humidity	Time																		
1	25 \pm 2 ° C	95~100%RH	3.0Hr																		
2	55 \pm 2 ° C	95~96%RH	9.5Hr																		
3	25 \pm 2 ° C	95~100%RH	9.5Hr																		
6	Vibration 振動性試驗	Frequency: 10Hz~50Hz Amplitude: 1.5mm Direction: X,Y,Z Time: 2 Hours each																			
7	IR Reflow Soldering 焊錫性試驗	Solder: H63A(eutectic solder) Solder Temp.: 230 \pm 5 ° C Time: 6 minutes Cycles: x 1			Impedance(inductance) shall be within $\pm 20\%$ of the initial value. DCR value shall be within $\pm 20\%$ of the initial value.																
7.1	IR Reflow Soldering 焊錫性試驗	Go through real SMT IR-Reflow.... Solder Temp.: 220~245~220 ° C , Time: 50 Sec. 245 ° C , Time: 10 Sec. Cycles: x 2			Impedance(inductance) shall be within $\pm 20\%$ of the initial value. DCR value shall be within $\pm 20\%$ of the initial value.																
8	Soldering Heat Resistance 耐熱 焊性試驗	Preheat: 120 ~ 150 ° C (60 sec) Solder: H63A(eutectic solder) Solder Temp.: 260 \pm 5 ° C Flux: Rosin Dip time: 10 \pm 1 seconds			DCR value shall be within $\pm 20\%$ of the initial value.																
9	Bending Strength 折斷力試驗				The terminal electrode and the ferrite must not be damaged by the forces applied on the test conditions. 2012: ≥ 1.0 kg 2520: ≥ 3.0 kg 3225: ≥ 4.0 kg																
10	Flexure Strength 彎曲試驗				No mechanical damage shall be noticed even when the board is bent 2 mm																
11	Terminal Strength 拉力試驗				After solder between copper plate and terminals of coil, push in two directions of X,Y with 0.9kg must no crack !																

	Product Series Code	GNLC	Brand	GOTREND
	File Version	GNLC-V5R2	Editor	Teddy
	Established Date	2009.05.07	Description	Molding Wound Inductor - IDC Enhanced
	Latest Edit Date	2016.07.04	Pages	Page : 9



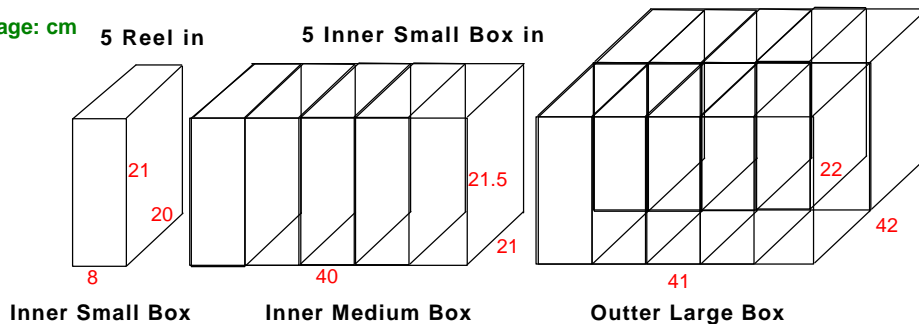
SIZE/mm	W	P	A ₀	B ₀	K ₀	T	F
1610	8.00	4.00	1.25	1.90	1.00	0.22	3.50
2012	8.00	4.00	1.65	2.40	1.30	0.22	3.50
2520	8.00	4.00	2.50	2.85	2.00	0.22	3.50
3225	8.00	4.00	2.88	3.72	2.50	0.22	5.50

Reel Dimensions: mm [Reel Color 7"=White , 13"=Dark Blue]



SIZE / mm	A	B	C	D	REEL SIZE	QTY/REEL
1610	180	60	14.4	8.4	7"	4.0K
2012	180	60	14.4	8.4	7"	2.0K
2520	180	60	14.4	8.4	7"	2.0K
3225	180	60	14.4	8.4	7"	2.0K

BOX Package: cm



X-ON Electronics

Largest Supplier of Electrical and Electronic Components

Click to view similar products for [Fixed Inductors](#) category:

Click to view products by [Gotrend](#) manufacturer:

Other Similar products are found below :

[CR32NP-100KC](#) [CR32NP-151KC](#) [CR32NP-180KC](#) [CR32NP-181KC](#) [CR32NP-1R5MC](#) [CR32NP-390KC](#) [CR32NP-3R9MC](#) [CR32NP-680KC](#) [CR32NP-820KC](#) [CR32NP-8R2MC](#) [CR43NP-390KC](#) [CR43NP-560KC](#) [CR43NP-680KC](#) [CR54NP-181KC](#) [CR54NP-470LC](#) [CR54NP-820KC](#) [CR54NP-8R5MC](#) [70F224AI](#) [MGDQ4-00004-P](#) [MHL1ECTTP18NJ](#) [MHQ1005P10NJ](#) [MHQ1005P1N0S](#) [MHQ1005P2N4S](#) [MHQ1005P3N6S](#) [MHQ1005P5N1S](#) [MHQ1005P8N2J](#) [PE-51506NL](#) [PE-53601NL](#) [PE-53602NL](#) [PE-53630NL](#) [PE-53824SNLT](#) [PE-92100NL](#) [PG0434.801NLT](#) [PG0936.113NLT](#) [9220-20](#) [9310-16](#) [PM06-2N7](#) [PM06-39NJ](#) [A01TK](#) [1206CS-471XJ](#) [HC2LP-R47-R](#) [HC2-R47-R](#) [HC3-2R2-R](#) [HCF1305-3R3-R](#) [1206CS-151XG](#) [RCH664NP-140L](#) [RCH664NP-4R7M](#) [RCH8011NP-221L](#) [RCP1317NP-332L](#) [RCP1317NP-391L](#)