



Product Series Code	GSTD	Brand	GOTREND
File Version	GSTD-V4R4	Editor	Teddy
Established Date	2011.08.08	Description	High Current Inductor
Latest Edit Date	2017.02.08	Pages	Page : 2

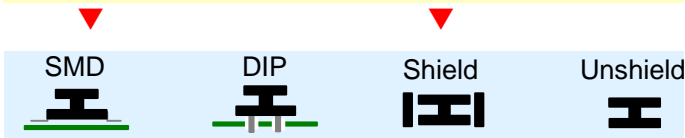
Features & Application :

* High performance (Isat) realized by metal dust core.

* Low loss realized with low DCR

* Capable of corresponding high frequency (1MHz)
100% lead (Pb) free meet RoHS standard
DC/DC converter for CPU in Notebook PC

Product Structure :



2005 RoHS Compliant - SGS Certified Result

鉛 Pb	鎘 Cd	汞 Hg	六價鉻 Cr+6	溴化聯苯 PBB	溴化聯苯 醚PBDE
<1000ppm	ND	ND	ND	ND	ND

Part No Example :

GSTD 4020 P [] - 1R0 M

1 2 3 4 5 6

1. GOTREND Series : GSTD
2. Type Size Code : 4020 = 4.8 X 4.2 X 2.0
3. P = Pb free < 1000ppm
4. [E][J][L][M][W] : Material Code
5. [L] Value : Inductance 1R0 = 1.0 uH
6. [L] Tolerance : M = +/-20%

Test Equipment :

- * Wayne kerr 3260B/G LCR Meter
- * Wayne kerr 3265B Bias Current Source

Standard Atmospheric Conditions :

Ambient Temp : 20+/-15°C

Relative Humidity : 65+/-20%

If there may be any doubt on the result,
measurement shall be made within the following limits :

Ambient Temp : 25+/-5°C

Relative Humidity : 75+/-10%

Operating & Storage Condition :

OPERATING TEMP : -55~+125°C

STORAGE TEMP : -25~+35°C

STORAGE LIFE TIME : 12 MONTH @25°C , RH 70%

Attention & Caution :

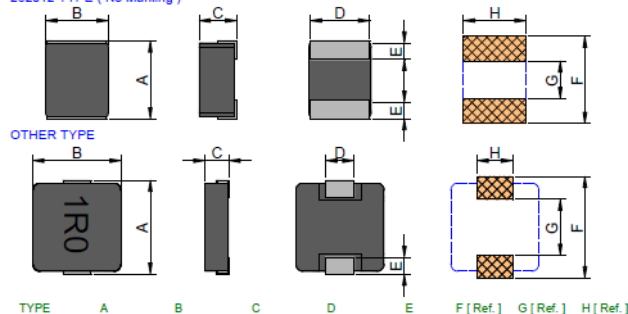
Please avoid following matters:

- * Splashing water or salt water
- * Toxic Gas (Hydrogen sulfide, Sulfurous acid, Chlorine, Ammonia)
- * Vibrations or shocks which exceed the specified condition
- * Dew condenses
- * Please be careful for the stress to this product by board flexure or something after the mounting.

DIMENSION : [mm]

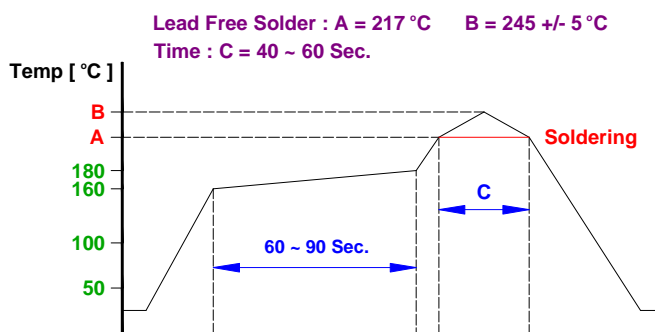
RECOMMEND PAD LAYOUT

252012 TYPE (No Marking)



TYPE	A	B	C	D	E	F [Ref.]	G [Ref.]	H [Ref.]
252012	2.5+/-0.2	2.0+/-0.2	1.2 Max.	BY ITEM	0.6+/-0.2	2.8	1.2	BY ITEM
252012PM	2.5+/-0.3	2.0+/-0.3	1.2 Max	BY ITEM	0.6+/-0.2	2.8	1.2	BY ITEM
3012	3.4+/-0.3	3.1+/-0.2	1.0+/-0.2	BY ITEM	0.7+/-0.3	4.2	1.0	BY ITEM
4012	4.5+/-0.2	4.0+/-0.2	1.1+/-0.1	BY ITEM	1.0+/-0.3	4.8	2.2	BY ITEM
4015	4.5+/-0.2	4.0+/-0.2	1.4+/-0.1	BY ITEM	1.0+/-0.3	4.8	2.2	BY ITEM
4020	4.5+/-0.2	4.0+/-0.2	1.8+/-0.2	BY ITEM	1.0+/-0.3	4.8	2.2	BY ITEM
5030	5.4+/-0.3	5.2+/-0.3	2.8+/-0.2	BY ITEM	1.6+/-0.3	5.7	2.0	BY ITEM
6012	7.1+/-0.3	6.6+/-0.3	1.1+/-0.1	BY ITEM	1.6+/-0.5	7.4	3.7	BY ITEM
6018	7.1+/-0.3	6.6+/-0.3	1.6+/-0.2	BY ITEM	1.6+/-0.5	7.4	3.7	BY ITEM
6024	7.1+/-0.3	6.6+/-0.3	2.2+/-0.2	BY ITEM	1.6+/-0.5	7.4	3.7	BY ITEM
6030	7.1+/-0.3	6.6+/-0.3	2.8+/-0.2	BY ITEM	1.6+/-0.5	7.4	3.7	BY ITEM
6040	7.1+/-0.3	6.6+/-0.3	3.8+/-0.2	BY ITEM	1.6+/-0.5	7.4	3.7	BY ITEM
1040	11.5+/-1.0	10.5+/-0.5	3.8+/-0.2	BY ITEM	2.5+/-0.5	13.0	6.0	BY ITEM
1050	10.5+/-1.0	10.0+/-0.3	4.8+/-0.2	BY ITEM	2.0+/-0.5	12.0	5.5	BY ITEM
1235	13.5+/-1.0	12.8+/-0.5	3.5+/-0.5	BY ITEM	2.5+/-0.5	15.0	6.0	BY ITEM
1250	13.5+/-1.0	12.8+/-0.5	4.8+/-0.2	BY ITEM	2.5+/-0.5	15.0	6.0	BY ITEM
1265	13.5+/-1.0	12.8+/-0.5	6.3+/-0.2	BY ITEM	2.5+/-0.5	15.0	6.0	BY ITEM

Recommend IR Reflow Curve :



Notice : Iron Soldering , Solder < 30 Watt , Direct touch the terminal x 3 Sec. Max. @ 350 °C



Product Series Code	GSTD	Brand	GOTREND
File Version	GSTD-V4R4	Editor	Teddy
Established Date	2011.08.08	Description	High Current Inductor
Latest Edit Date	2017.02.08	Pages	Page : 3

Electrical Characteristics :

Part No.	Inductance (uH) +/- 20%	RDC (m Ohm) Typ.	RDC (m Ohm) Max.	Irms (Amp) Typ.	Isat (Amp) Typ.	Dimension "D" (mm)	Dimension "H" (mm) Ref.
GSTD252012PE-R33M	0.33	14.00	17.00	5.50	5.80	2.0 +/- 0.2	2.0
GSTD252012PE-R47M	0.47	23.00	28.00	4.50	5.00	2.0 +/- 0.2	2.0
GSTD252012PE-R68M	0.68	37.00	43.00	4.00	4.50	2.0 +/- 0.2	2.0
GSTD252012PE-1R0M	1.00	46.00	55.00	3.10	3.80	2.0 +/- 0.2	2.0
GSTD252012PE-2R2M	2.20	87.5.00	105.00	2.30	2.50	2.0 +/- 0.2	2.0
GSTD252012PE-4R7M	4.70	200.00	240.00	1.50	1.70	2.0 +/- 0.2	2.0
GSTD252012PM-R33M	0.33	20.00	24.00	4.80	6.40	2.0 +/- 0.3	2.0
GSTD252012PM-R47M	0.47	23.00	28.00	4.40	5.70	2.0 +/- 0.3	2.0
GSTD252012PM-R68M	0.68	27.00	32.00	4.10	5.00	2.0 +/- 0.3	2.0
GSTD252012PM-R82M	0.82	32.00	38.00	3.80	4.40	2.0 +/- 0.3	2.0
GSTD252012PM-1R0M	1.00	38.00	45.00	3.50	4.00	2.0 +/- 0.3	2.0
GSTD252012PM-1R5M	1.50	65.00	78.00	3.10	3.20	2.0 +/- 0.3	2.0
GSTD252012PM-2R2M	2.20	73.00	88.00	2.50	2.70	2.0 +/- 0.3	2.0
GSTD252012PM-3R3M	3.30	128.00	153.00	1.90	2.00	2.0 +/- 0.3	2.0
GSTD252012PM-4R7M	4.70	153.00	183.00	1.80	1.80	2.0 +/- 0.3	2.0
GSTD3012PM-1R0M	1.00	46.00	55.00	3.10	5.40	1.2 +/- 0.3	1.5
GSTD4012PJ-R22M	0.22	7.80	9.30	9.00	10.00	0.6 +/- 0.1	1.5
GSTD4012PJ-R47M	0.47	16.50	20.00	6.50	9.00	0.6 +/- 0.1	1.5
GSTD4012PJ-R56M	0.56	22.00	25.00	5.50	8.00	0.6 +/- 0.1	1.5
GSTD4012PJ-1R0M	1.00	28.30	33.60	4.80	6.33	0.6 +/- 0.1	1.5
GSTD4012PJ-1R2M	1.20	41.00	45.00	3.00	6.00	0.6 +/- 0.1	1.5
GSTD4012PJ-1R5M	1.50	45.00	50.00	3.00	5.50	0.6 +/- 0.1	1.5
GSTD4012PM-R33M	0.33	17.00	19.00	6.50	8.40	2.0 +/- 0.3	2.5
GSTD4012PM-R47M	0.47	19.00	21.00	6.00	6.80	2.0 +/- 0.3	2.5
GSTD4012PM-1R0M	1.00	43.00	47.00	4.20	5.20	2.0 +/- 0.3	2.5
GSTD4012PM-1R5M	1.50	68.00	75.00	3.25	4.00	2.0 +/- 0.3	2.5
GSTD4012PM-2R2M	2.20	79.40	83.50	2.75	3.50	2.0 +/- 0.3	2.5
GSTD4015PJ-R22M	0.22	6.40	7.60	9.50	11.00	0.6 +/- 0.1	1.5
GSTD4015PJ-R47M	0.47	12.00	14.40	7.50	9.00	0.6 +/- 0.1	1.5
GSTD4015PJ-1R0M	1.00	23.50	27.00	5.00	7.00	0.6 +/- 0.1	1.5
GSTD4015PJ-1R2M	1.20	28.30	33.60	4.90	6.00	0.6 +/- 0.1	1.5

* Test Condition : GSTD252012PE @ 1MHz / 1.0Vrms , 25°C Ambient

GSTD252012PM @ 1MHz / 0.25Vrms , 25°C Ambient

Other Type @100KHz , 1.0Vrms , 25°C Ambient

* I rms : Rated Current Loading when temperature rise approximately 40°C

* Isat : Saturated Current measured at the point of L drop approximately 20% [J TYPE]

Saturated Current measured at the point of L drop approximately 30% [E / M TYPE]

* The parts final operating temperature (Ambient+The parts temperature rise) should not exceed 125°C if under worst case of operating conditions.

Circuit design, component placement, PWB trace size and thickness, airflow and other cooling provision all affect the part temperature. Part temperature should be verified in the end application.

* All test data is referenced to 25°C Ambient.



Product Series Code	GSTD	Brand	GOTREND
File Version	GSTD-V4R4	Editor	Teddy
Established Date	2011.08.08	Description	High Current Inductor
Latest Edit Date	2017.02.08	Pages	Page : 4

Electrical Characteristics :

Part No.	Inductance (uH) +/- 20%	RDC (m Ohm) Typ.	RDC (m Ohm) Max.	Irms (Amp) Typ.	Isat (Amp) Typ.	Dimension "D" (mm)	Dimension "H" (mm) Ref.
GSTD4020PE-R10M	0.10	3.50	4.00	12.00	22.00	1.5 +/- 0.3	2.5
GSTD4020PE-R22M	0.22	6.00	6.60	9.00	12.50	1.5 +/- 0.3	2.5
GSTD4020PE-R47M	0.47	12.50	14.00	7.00	9.50	1.5 +/- 0.3	2.5
GSTD4020PE-R56M	0.56	14.00	16.00	6.50	10.00	1.5 +/- 0.3	2.5
GSTD4020PE-1R0M	1.00	24.00	27.00	4.50	7.00	1.5 +/- 0.3	2.5
GSTD4020PE-1R2M	1.20	24.00	27.00	4.50	7.00	1.5 +/- 0.3	2.5
GSTD4020PE-1R5M	1.50	38.00	46.00	4.00	6.00	1.5 +/- 0.3	2.5
GSTD4020PE-2R2M	2.20	52.00	58.00	3.00	5.00	1.5 +/- 0.3	2.5
GSTD4020PE-3R3M	3.30	74.00	87.00	2.50	4.00	1.5 +/- 0.3	2.5
GSTD4020PE-4R7M	4.70	98.00	110.00	2.00	3.50	1.5 +/- 0.3	2.5
GSTD4020PJ-R22M	0.22	5.40	7.00	11.50	11.50	0.6 +/- 0.1	1.5
GSTD4020PJ-R36M	0.36	9.50	12.00	9.00	11.00	0.6 +/- 0.1	1.5
GSTD4020PJ-R47M	0.47	10.00	12.00	7.00	10.00	0.6 +/- 0.1	1.5
GSTD4020PJ-R56M	0.56	12.80	14.70	7.00	8.00	0.6 +/- 0.1	1.5
GSTD4020PJ-R68M	0.68	13.50	17.00	6.30	7.00	0.6 +/- 0.1	1.5
GSTD4020PJ-R82M	0.82	16.00	18.00	6.00	6.50	0.6 +/- 0.1	1.5
GSTD4020PJ-R88M	0.88	16.00	18.00	6.00	6.50	0.6 +/- 0.1	1.5
GSTD4020PJ-1R0M	1.00	18.00	21.50	5.00	5.00	0.6 +/- 0.1	1.5
GSTD4020PJ-1R2M	1.20	19.00	22.00	5.00	5.00	0.6 +/- 0.1	1.5
GSTD4020PJ-1R5M	1.50	25.40	29.00	5.00	5.00	0.6 +/- 0.1	1.5
GSTD4020PJ-2R2M	2.20	33.00	40.00	3.90	5.00	0.6 +/- 0.1	1.5
GSTD4020PJ-3R3M	3.30	42.00	48.00	3.30	4.30	0.6 +/- 0.1	1.5
GSTD4020PJ-4R7M	4.70	68.00	75.00	2.70	4.00	0.6 +/- 0.1	1.5
GSTD4020PJ-5R6M	5.60	81.00	90.00	2.40	3.50	0.6 +/- 0.1	1.5
GSTD4020PM-R68M	0.68	19.00	21.00	5.20	8.00	2.0 +/- 0.3	2.5
GSTD4020PM-1R0M	1.00	24.00	27.00	4.50	7.00	2.0 +/- 0.3	2.5
GSTD4020PM-1R2M	1.20	24.00	27.00	4.50	7.00	2.0 +/- 0.3	2.5
GSTD4020PM-1R5M	1.50	38.00	46.00	4.00	6.00	2.0 +/- 0.3	2.5
GSTD4020PM-2R2M	2.20	52.00	58.00	3.00	5.00	2.0 +/- 0.3	2.5
GSTD4020PM-3R3M	3.30	74.00	87.00	2.50	4.00	2.0 +/- 0.3	2.5
GSTD4020PM-4R7M	4.70	92.00	105.00	2.20	3.00	2.0 +/- 0.3	2.5
GSTD4020PM-5R6M	5.60	128.00	150.00	2.30	2.10	2.0 +/- 0.3	2.5
GSTD4020PM-6R8M	6.80	162.00	178.00	2.00	2.10	2.0 +/- 0.3	2.5
GSTD4020PM-8R2M	8.20	188.00	207.00	1.80	2.00	2.0 +/- 0.3	2.5
GSTD5030PE-R20M	0.20	3.50	3.90	18.00	14.50	3.0 +/- 0.3	3.5
GSTD5030PE-R47M	0.47	7.40	8.50	13.50	12.00	3.0 +/- 0.3	3.5
GSTD5030PE-R68M	0.68	11.00	12.00	8.50	14.00	3.0 +/- 0.3	3.5
GSTD5030PE-1R0M	1.00	13.00	14.00	7.00	11.00	3.0 +/- 0.3	3.5
GSTD5030PE-1R2M	1.20	15.00	16.00	6.50	11.00	3.0 +/- 0.3	3.5
GSTD5030PE-1R5M	1.50	20.00	25.00	6.00	8.50	3.0 +/- 0.3	3.5
GSTD5030PE-2R2M	2.20	25.00	29.00	5.50	7.50	3.0 +/- 0.3	3.5
GSTD5030PE-3R3M	3.30	32.00	38.00	5.00	6.00	3.0 +/- 0.3	3.5
GSTD5030PE-4R7M	4.70	50.00	60.00	3.50	5.00	3.0 +/- 0.3	3.5
GSTD5030PE-6R8M	6.80	75.00	90.00	3.00	4.00	3.0 +/- 0.3	3.5
GSTD5030PE-100M	10.00	110.00	125.00	2.50	3.50	3.0 +/- 0.3	3.5

* Test Condition @100KHz , 1.0Vrms , 25°C Ambient

* I rms : Rated Current Loading when temperature rise approximately 40°C

* Isat : Saturated Current measured at the point of L drop approximately 20% [J TYPE]
Saturated Current measured at the point of L drop approximately 30% [E / M TYPE]

* The parts final operating temperature (Ambient+The parts temperature rise) should not exceed 125°C if under worst case of operating conditions.

Circuit design, component placement, PWB trace size and thickness, airflow and other cooling provision all affect the part temperature. Part temperature should be verified in the end application

* All test data is referenced to 25°C Ambient



Product Series Code	GSTD	Brand	GOTREND
File Version	GSTD-V4R4	Editor	Teddy
Established Date	2011.08.08	Description	High Current Inductor
Latest Edit Date	2017.02.08	Pages	Page : 5

Electrical Characteristics :

Part No.	Inductance (uH) +/- 20%	RDC (m Ohm) Typ.	RDC (m Ohm) Max.	Irms (Amp) Typ.	Isat (Amp) Typ.	Dimension "D" (mm)	Dimension "H" (mm) Ref.
GSTD6012PW-R47M	0.47	15.00	17.00	8.00	11.00	3.0 +/- 0.3	3.5
GSTD6012PW-R68M	0.68	17.00	19.00	7.00	8.00	3.0 +/- 0.3	3.5
GSTD6012PW-1R0M	1.00	26.00	28.00	6.00	7.00	3.0 +/- 0.3	3.5
GSTD6012PW-1R5M	1.50	35.50	40.80	4.00	6.00	3.0 +/- 0.3	3.5
GSTD6012PW-2R2M	2.20	67.00	90.60	3.50	4.50	3.0 +/- 0.3	3.5
GSTD6012PW-3R3M	3.30	86.50	103.00	3.00	3.60	3.0 +/- 0.3	3.5
GSTD6012PW-4R7M	4.70	130.00	170.00	2.40	2.80	3.0 +/- 0.3	3.5
GSTD6012PW-6R8M	6.80	189.00	217.00	2.10	2.40	3.0 +/- 0.3	3.5
GSTD6012PW-100M	10.00	250.00	290.00	1.80	2.20	3.0 +/- 0.3	3.5
GSTD6018PW-R47M	0.47	8.80	9.30	11.00	18.00	3.0 +/- 0.3	3.5
GSTD6018PW-1R0M	1.00	18.00	18.30	7.00	14.00	3.0 +/- 0.3	3.5
GSTD6018PW-1R5M	1.50	27.40	34.00	4.00	11.50	3.0 +/- 0.3	3.5
GSTD6018PW-2R2M	2.20	44.60	46.00	3.75	11.00	3.0 +/- 0.3	3.5
GSTD6018PW-3R3M	3.30	78.00	84.00	3.50	8.00	3.0 +/- 0.3	3.5
GSTD6018PW-4R7M	4.70	98.00	110.00	3.00	5.00	3.0 +/- 0.3	3.5
GSTD6024PE-R10M	0.10	1.50	1.70	30.00	50.00	3.0 +/- 0.3	3.5
GSTD6024PE-R22M	0.22	2.90	3.20	21.00	34.00	3.0 +/- 0.3	3.5
GSTD6024PE-R33M	0.33	3.70	4.10	18.00	22.00	3.0 +/- 0.3	3.5
GSTD6024PE-R47M	0.47	6.00	6.50	13.50	21.00	3.0 +/- 0.3	3.5
GSTD6024PE-R68M	0.68	8.70	9.40	11.00	18.00	3.0 +/- 0.3	3.5
GSTD6024PE-R82M	0.82	10.60	11.80	10.00	17.00	3.0 +/- 0.3	3.5
GSTD6024PE-1R0M	1.00	13.00	14.20	9.00	16.00	3.0 +/- 0.3	3.5
GSTD6024PE-1R5M	1.50	18.50	21.20	7.50	15.00	3.0 +/- 0.3	3.5
GSTD6024PE-2R2M	2.20	28.00	34.00	6.50	14.00	3.0 +/- 0.3	3.5
GSTD6024PE-3R3M	3.30	36.50	51.60	5.00	13.00	3.0 +/- 0.3	3.5
GSTD6024PE-4R7M	4.70	45.00	63.00	4.50	9.00	3.0 +/- 0.3	3.5
GSTD6024PE-5R6M	5.60	66.00	73.00	4.00	8.00	3.0 +/- 0.3	3.5
GSTD6024PE-6R8M	6.80	72.50	95.00	3.60	7.00	3.0 +/- 0.3	3.5
GSTD6024PE-8R2M	8.20	84.00	106.00	3.00	6.50	3.0 +/- 0.3	3.5
GSTD6024PE-100M	10.00	116.00	129.00	2.50	6.00	3.0 +/- 0.3	3.5

* Test Condition @100KHz , 1.0Vrms , 25°C Ambient

* I_{rms} : Rated Current Loading when temperature rise approximately 40°C

* I_{sat} : Saturated Current measured at the point of L drop approximately 20% [W TYPE]

Saturated Current measured at the point of L drop approximately 30% [E TYPE]

[GSTD6018PW Saturated Current measured at the point of L drop approximately 30%]

* The parts final operating temperature (Ambient+The parts temperature rise) should not exceed 125°C if under worst case of operating conditions.

Circuit design, component placement, PWB trace size and thickness, airflow and other cooling provision all affect the part temperature. Part temperature should be verified in the end application.

* All test data is referenced to 25°C Ambient.



Product Series Code	GSTD	Brand	GOTREND
File Version	GSTD-V4R4	Editor	Teddy
Established Date	2011.08.08	Description	High Current Inductor
Latest Edit Date	2017.02.08	Pages	Page : 6

Electrical Characteristics :

Part No.	Inductance (uH) +/- 20%	RDC (m Ohm) Typ.	RDC (m Ohm) Max.	I _{rms} (Amp) Typ.	I _{sat} (Amp) Typ.	Dimension "D" (mm)	Dimension "H" (mm) Ref.
GSTD6030PW-R20M	0.20	2.00	3.00	24.00	41.00	3.0 +/- 0.3	3.5
GSTD6030PW-R33M	0.33	2.10	3.40	20.00	30.00	3.0 +/- 0.3	3.5
GSTD6030PW-R47M	0.47	4.00	5.30	17.50	26.00	3.0 +/- 0.3	3.5
GSTD6030PW-R68M	0.68	4.60	6.40	16.00	25.00	3.0 +/- 0.3	3.5
GSTD6030PW-R82M	0.82	4.90	7.80	13.00	24.00	3.0 +/- 0.3	3.5
GSTD6030PW-1R0M	1.00	7.40	9.40	12.00	22.00	3.0 +/- 0.3	3.5
GSTD6030PW-1R5M	1.50	9.60	14.00	10.00	18.00	3.0 +/- 0.3	3.5
GSTD6030PW-2R2M	2.20	12.50	18.00	8.00	15.00	3.0 +/- 0.3	3.5
GSTD6030PW-3R3M	3.30	17.50	25.00	6.00	11.50	3.0 +/- 0.3	3.5
GSTD6030PW-4R7M	4.70	31.00	45.00	5.50	10.00	3.0 +/- 0.3	3.5
GSTD6030PW-5R6M	5.60	39.00	52.00	5.00	8.50	3.0 +/- 0.3	3.5
GSTD6030PW-6R8M	6.80	45.00	60.00	4.50	8.00	3.0 +/- 0.3	3.5
GSTD6030PW-8R2M	8.20	48.00	65.00	4.00	6.50	3.0 +/- 0.3	3.5
GSTD6030PW-100M	10.00	62.00	72.00	3.50	5.50	3.0 +/- 0.3	3.5
GSTD6030PW-150M	15.00	84.00	105.00	3.00	5.00	3.0 +/- 0.3	3.5
GSTD6030PW-220M	22.00	115.00	165.00	2.50	4.50	3.0 +/- 0.3	3.5
GSTD6030PE-R10M	0.10	1.50	1.70	32.50	60.00	3.0 +/- 0.3	3.5
GSTD6030PE-R15M	0.15	1.90	2.50	26.00	52.00	3.0 +/- 0.3	3.5
GSTD6030PE-R20M	0.20	2.40	3.00	24.00	41.00	3.0 +/- 0.3	3.5
GSTD6030PE-R22M	0.22	2.50	2.80	23.00	40.00	3.0 +/- 0.3	3.5
GSTD6030PE-R33M	0.33	3.50	3.90	20.00	30.00	3.0 +/- 0.3	3.5
GSTD6030PE-R47M	0.47	4.00	4.20	17.50	26.00	3.0 +/- 0.3	3.5
GSTD6030PE-R68M	0.68	5.00	5.50	15.50	25.00	3.0 +/- 0.3	3.5
GSTD6030PE-R82M	0.82	6.70	8.00	13.00	24.00	3.0 +/- 0.3	3.5
GSTD6030PE-1R0M	1.00	9.00	10.00	11.00	22.00	3.0 +/- 0.3	3.5
GSTD6030PE-1R5M	1.50	14.00	15.00	9.00	18.00	3.0 +/- 0.3	3.5
GSTD6030PE-2R2M	2.20	18.00	20.00	8.00	14.00	3.0 +/- 0.3	3.5
GSTD6030PE-3R3M	3.30	28.00	30.00	6.00	13.50	3.0 +/- 0.3	3.5
GSTD6030PE-4R7M	4.70	37.00	40.00	5.50	10.00	3.0 +/- 0.3	3.5
GSTD6030PE-6R8M	6.80	54.00	60.00	4.50	8.00	3.0 +/- 0.3	3.5
GSTD6030PE-8R2M	8.20	64.00	68.00	4.00	7.50	3.0 +/- 0.3	3.5
GSTD6030PE-100M	10.00	102.00	105.00	3.00	7.00	3.0 +/- 0.3	3.5

* Test Condition @100KHz , 1.0Vrms , 25°C Ambient

* I_{rms} : Rated Current Loading when temperature rise approximately 40°C

* I_{sat} : Saturated Current measured at the point of L drop approximately 20% [W TYPE]
Saturated Current measured at the point of L drop approximately 30% [E TYPE]

* The parts final operating temperature (Ambient+The parts temperature rise) should not exceed 125°C if under worst case of operating conditions.

Circuit design, component placement, PWB trace size and thickness, airflow and other cooling provision all affect the part temperature. Part temperature should be verified in the end application.

* All test data is referenced to 25°C Ambient.



Product Series Code	GSTD	Brand	GOTREND
File Version	GSTD-V4R4	Editor	Teddy
Established Date	2011.08.08	Description	High Current Inductor
Latest Edit Date	2017.02.08	Pages	Page : 7

Electrical Characteristics :

Part No.	Inductance (uH) +/- 20%	RDC (m Ohm) Typ.	RDC (m Ohm) Max.	Irms (Amp) Typ.	Isat (Amp) Typ.	Dimension "D" (mm)	Dimension "H" (mm) Ref.
GSTD6030PL-1R0M	1.00	7.60	8.00	12.50	9.50	3.0 +/- 0.3	3.5
GSTD6030PL-1R5M	1.50	11.70	12.50	10.50	8.00	3.0 +/- 0.3	3.5
GSTD6030PL-2R2M	2.20	15.70	16.50	9.00	7.00	3.0 +/- 0.3	3.5
GSTD6030PL-3R3M	3.30	24.80	26.00	7.00	6.50	3.0 +/- 0.3	3.5
GSTD6030PL-4R7M	4.70	31.80	33.40	6.00	4.00	3.0 +/- 0.3	3.5
GSTD6030PL-6R8M	6.80	44.60	46.80	5.50	4.00	3.0 +/- 0.3	3.5
GSTD6030PL-8R2M	8.20	52.30	54.90	5.00	4.00	3.0 +/- 0.3	3.5
GSTD6030PL-100M	10.00	67.80	71.20	4.00	3.50	3.0 +/- 0.3	3.5
GSTD6030PL-150M	15.00	110.00	125.00	3.50	3.00	3.0 +/- 0.3	3.5
GSTD6030PL-220M	22.00	128.90	135.00	2.90	2.50	3.0 +/- 0.3	3.5
GSTD6040PJ-R22M	0.22	2.00	2.40	23.00	34.00	1.2 +/- 0.3	2.5
GSTD6040PJ-R33M	0.33	3.00	3.40	18.00	30.00	1.2 +/- 0.3	2.5
GSTD6040PJ-R36M	0.36	3.60	4.30	18.00	28.00	1.2 +/- 0.3	2.5
GSTD6040PJ-R47M	0.47	3.80	4.50	17.00	27.00	1.2 +/- 0.3	2.5
GSTD6040PJ-R50M	0.50	2.80	3.40	20.00	21.00	1.2 +/- 0.3	2.5
GSTD6040PJ-R56M	0.56	4.30	5.00	16.00	20.00	1.2 +/- 0.3	2.5
GSTD6040PJ-R68M	0.68	4.50	5.00	16.00	20.00	1.2 +/- 0.3	2.5
GSTD6040PJ-R82M	0.82	5.50	6.60	13.00	17.00	1.2 +/- 0.3	2.5
GSTD6040PJ-1R1M	1.10	4.60	5.50	15.30	19.00	1.2 +/- 0.3	2.5
GSTD6040PJ-1R5M	1.50	8.00	10.00	11.50	13.00	1.2 +/- 0.3	2.5
GSTD6040PJ-2R2M	2.20	9.80	12.00	11.00	11.00	1.2 +/- 0.3	2.5
GSTD6040PJ-3R3M	3.30	12.50	16.00	10.00	10.00	1.2 +/- 0.3	2.5
GSTD6040PJ-4R7M	4.70	18.40	24.00	6.70	8.00	1.2 +/- 0.3	2.5
GSTD6040PJ-5R6M	5.60	21.00	29.00	6.30	8.00	1.2 +/- 0.3	2.5
GSTD6040PJ-6R8M	6.80	29.00	33.00	6.00	7.00	1.2 +/- 0.3	2.5
GSTD6040PJ-8R2M	8.20	34.00	39.00	5.00	5.50	1.2 +/- 0.3	2.5
GSTD6040PJ-100M	10.00	42.50	45.00	4.10	5.00	1.2 +/- 0.3	2.5
GSTD6040PJ-120M	12.00	46.30	53.00	4.00	5.00	1.2 +/- 0.3	2.5
GSTD6040PJ-150M	15.00	57.30	60.00	3.60	4.30	1.2 +/- 0.3	2.5

* Test Condition @100KHz , 1.0Vrms , 25°C Ambient


* I_{rms} : Rated Current Loading when temperature rise approximately 40°C

* I_{sat} : Saturated Current measured at the point of L drop approximately 20% [J TYPE]
Saturated Current measured at the point of L drop approximately 30% [L TYPE]

* The parts final operating temperature (Ambient+The parts temperature rise) should not exceed 125°C if under worst case of operating conditions.

Circuit design, component placement, PWB trace size and thickness, airflow and other cooling provision all affect the part temperature. Part temperature should be verified in the end application.

* All test data is referenced to 25°C Ambient.



Product Series Code	GSTD	Brand	GOTREND
File Version	GSTD-V4R4	Editor	Teddy
Established Date	2011.08.08	Description	High Current Inductor
Latest Edit Date	2017.02.08	Pages	Page : 8

Electrical Characteristics :

Part No.	Inductance (μ H) +/- 20%	RDC (m Ohm) Typ.	RDC (m Ohm) Max.	Irms (Amp) Typ.	Isat (Amp) Typ.	Dimension "D" (mm)	Dimension "H" (mm) Ref.
GSTD1040PE-R19M	0.19	0.88	0.95	40.00	90.00	3.0 +/- 0.5	4.0
GSTD1040PE-R36M	0.36	1.30	1.40	31.50	60.00	3.0 +/- 0.5	4.0
GSTD1040PE-R56M	0.56	1.70	1.80	27.50	49.00	3.0 +/- 0.5	4.0
GSTD1040PE-1R0M	1.00	3.70	4.10	17.50	36.00	3.0 +/- 0.5	4.0
GSTD1040PE-1R5M	1.50	5.30	5.80	15.00	27.50	3.0 +/- 0.5	4.0
GSTD1040PE-2R2M	2.20	8.20	9.00	12.00	25.50	3.0 +/- 0.5	4.0
GSTD1040PE-3R3M	3.30	10.80	11.80	10.00	18.60	3.0 +/- 0.5	4.0
GSTD1040PE-4R7M	4.70	15.00	16.50	9.50	17.00	3.0 +/- 0.5	4.0
GSTD1040PE-5R6M	5.60	17.60	19.30	8.50	16.00	3.0 +/- 0.5	4.0
GSTD1040PE-6R8M	6.80	21.20	23.30	8.00	13.50	3.0 +/- 0.5	4.0
GSTD1040PE-8R2M	8.20	31.00	34.00	7.00	12.50	3.0 +/- 0.5	4.0
GSTD1040PE-100M	10.00	33.20	36.50	6.80	12.00	3.0 +/- 0.5	4.0
GSTD1040PL-R19M	0.19	0.70	0.80	40.00	46.00	3.0 +/- 0.5	4.0
GSTD1040PL-R24M	0.24	0.85	0.95	33.00	44.00	3.0 +/- 0.5	4.0
GSTD1040PL-R36M	0.36	1.05	1.15	32.00	30.00	3.0 +/- 0.5	4.0
GSTD1040PL-R47M	0.47	1.53	1.68	30.00	30.00	3.0 +/- 0.5	4.0
GSTD1040PL-R56M	0.56	1.60	1.80	32.00	22.00	3.0 +/- 0.5	4.0
GSTD1040PL-R78M	0.78	1.80	1.90	27.00	22.00	3.0 +/- 0.5	4.0
GSTD1040PL-1R0M	1.00	2.30	2.50	25.00	20.00	3.0 +/- 0.5	4.0
GSTD1040PL-1R8M	1.80	4.50	5.00	17.00	16.00	3.0 +/- 0.5	4.0
GSTD1040PL-2R0M	2.00	5.20	5.80	16.00	14.00	3.0 +/- 0.5	4.0
GSTD1040PL-3R3M	3.30	8.20	9.00	12.00	14.00	3.0 +/- 0.5	4.0
GSTD1040PL-4R7M	4.70	12.90	14.20	9.50	7.60	3.0 +/- 0.5	4.0
GSTD1040PL-6R8M	6.80	17.50	19.30	9.00	7.50	3.0 +/- 0.5	4.0
GSTD1040PL-100M	10.00	27.80	30.50	7.50	7.10	3.0 +/- 0.5	4.0
GSTD1040PL-150M	15.00	40.90	45.00	6.25	6.00	3.0 +/- 0.5	4.0
GSTD1040PL-220M	22.00	60.40	66.00	5.00	4.50	3.0 +/- 0.5	4.0
GSTD1040PL-330M	33.00	87.50	94.50	4.40	4.00	3.0 +/- 0.5	4.0
GSTD1040PL-470M	47.00	132.00	145.00	4.00	3.00	3.0 +/- 0.5	4.0
GSTD1040PL-560M	56.00	150.00	170.00	3.80	2.80	3.0 +/- 0.5	4.0
GSTD1040PL-680M	68.00	175.00	200.00	3.50	2.60	3.0 +/- 0.5	4.0
GSTD1040PL-820M	82.00	210.00	240.00	3.20	2.40	3.0 +/- 0.5	4.0
GSTD1040PL-101M	100.00	249.00	270.00	3.00	2.25	3.0 +/- 0.5	4.0
GSTD1050PJ-R45M	0.45	0.90	1.10	36.00	29.00	3.0 +/- 0.5	4.0
GSTD1050PJ-R56M	0.56	1.20	1.40	32.00	31.00	3.0 +/- 0.5	4.0
GSTD1050PJ-1R0M	1.00	2.30	2.50	25.00	25.00	3.0 +/- 0.5	4.0
GSTD1050PJ-1R2M	1.20	2.50	3.00	24.00	21.00	3.0 +/- 0.5	4.0
GSTD1050PJ-2R2M	2.20	5.30	6.30	14.00	19.00	3.0 +/- 0.5	4.0
GSTD1050PJ-4R7M	4.70	10.50	11.50	10.00	14.00	1.8 +/- 0.5	3.0
GSTD1050PJ-6R8M	6.80	13.50	15.50	9.00	11.00	3.0 +/- 0.5	4.0
GSTD1050PJ-100M	10.00	21.00	25.20	7.20	10.00	3.0 +/- 0.5	4.0
GSTD1050PJ-150M	15.00	38.00	45.60	4.50	8.00	1.8 +/- 0.5	3.0
GSTD1050PJ-220M	22.00	51.00	61.20	4.00	7.00	1.8 +/- 0.5	3.0

* Test Condition @100KHz , 1.0Vrms , 25°C Ambient

* I rms : Rated Current Loading when temperature rise approximately 40°C

* Isat : Saturated Current measured at the point of L drop approximately 20% [J TYPE]
Saturated Current measured at the point of L drop approximately 30% [E / L TYPE]

* The parts final operating temperature (Ambient+The parts temperature rise) should not exceed 125°C if under worst case of operating conditions.

Circuit design, component placement, PWB trace size and thickness, airflow and other cooling provision all affect the part temperature. Part temperature should be verified in the end application.

* All test data is referenced to 25°C Ambient.



Product Series Code	GSTD	Brand	GOTREND
File Version	GSTD-V4R4	Editor	Teddy
Established Date	2011.08.08	Description	High Current Inductor
Latest Edit Date	2017.02.08	Pages	Page : 9

Electrical Characteristics :

Part No.	Inductance (uH) +/- 20%	RDC (m Ohm) Typ.	RDC (m Ohm) Max.	Irms (Amp) Typ.	Isat (Amp) Typ.	Dimension "D" (mm)	Dimension "H" (mm) Ref.
GSTD1235PE-R10M	0.10	0.8	1.0	43.0	84	3.8 +/- 0.5	5
GSTD1235PE-R15M	0.15	1.0	1.2	41.0	75	3.8 +/- 0.5	5
GSTD1235PE-R22M	0.22	1.1	1.3	38.5	65	3.8 +/- 0.5	5
GSTD1235PE-R33M	0.33	1.3	1.5	36.5	62	3.8 +/- 0.5	5
GSTD1235PE-R47M	0.47	1.6	2.0	32.0	55	3.8 +/- 0.5	5
GSTD1235PE-R60M	0.60	1.8	2.2	29.0	51	3.8 +/- 0.5	5
GSTD1235PE-R68M	0.68	2.3	2.5	28.0	49	3.8 +/- 0.5	5
GSTD1235PE-R82M	0.82	2.6	3.0	25.0	44	3.8 +/- 0.5	5
GSTD1235PE-1R0M	1.00	3.3	3.5	24.0	40	3.8 +/- 0.5	5
GSTD1235PE-1R5M	1.50	5.1	5.5	19.0	35	3.8 +/- 0.5	5
GSTD1235PE-1R8M	1.80	6.5	7.0	16.5	30	3.8 +/- 0.5	5
GSTD1235PE-2R2M	2.20	7.2	8.0	16.0	29	3.8 +/- 0.5	5
GSTD1235PE-3R3M	3.30	11.0	12.0	12.0	27	3.8 +/- 0.5	5
GSTD1235PE-4R7M	4.70	14.3	15.0	10.0	24	3.8 +/- 0.5	5
GSTD1235PE-5R6M	5.60	17.1	18.0	9.5	19	3.8 +/- 0.5	5
GSTD1235PE-6R8M	6.80	19.8	22.0	9.0	18	3.8 +/- 0.5	5
GSTD1235PE-8R2M	8.20	24.8	28.0	8.5	16	3.8 +/- 0.5	5
GSTD1235PE-100M	10.00	30.4	34.0	7.0	14	3.8 +/- 0.5	5

* Test Condition @100KHz , 1.0Vrms , 25°C Ambient

* Irms : Rated Current Loading when temperature rise approximately 40°C

* Isat : Saturated Current measured at the point of L drop approximately 30% [E / L TYPE]

* The parts final operating temperature (Ambient+The parts temperature rise) should not exceed 125°C if under worst case of operating conditions.

Circuit design, component placement, PWB trace size and thickness, airflow and other cooling provision all affect the part temperature. Part temperature should be verified in the end application.

* All test data is referenced to 25°C Ambient.



Product Series Code	GSTD	Brand	GOTREND
File Version	GSTD-V4R4	Editor	Teddy
Established Date	2011.08.08	Description	High Current Inductor
Latest Edit Date	2017.02.08	Pages	Page : 10

Electrical Characteristics :

Part No.	Inductance (uH) +/- 20%	RDC (m Ohm) Typ.	RDC (m Ohm) Max.	I _{rms} (Amp) Typ.	I _{sat} (Amp) Typ.	Dimension "D" (mm)	Dimension "H" (mm) Ref.
GSTD1250PE-R10M	0.10	0.53	0.60	55.00	118.00	3.8 +/- 0.5	5.0
GSTD1250PE-R22M	0.22	0.64	0.80	51.00	110.00	3.8 +/- 0.5	5.0
GSTD1250PE-R33M	0.33	0.85	1.10	42.00	80.00	3.8 +/- 0.5	5.0
GSTD1250PE-R47M	0.47	1.10	1.30	38.00	65.00	3.8 +/- 0.5	5.0
GSTD1250PE-R56M	0.56	1.30	1.50	36.00	55.00	3.8 +/- 0.5	5.0
GSTD1250PE-R68M	0.68	1.50	1.70	34.00	54.00	3.8 +/- 0.5	5.0
GSTD1250PE-R82M	0.82	2.00	2.30	31.00	53.00	3.8 +/- 0.5	5.0
GSTD1250PE-1R0M	1.00	2.10	2.50	29.00	50.00	3.8 +/- 0.5	5.0
GSTD1250PE-1R2M	1.20	2.80	3.50	25.00	49.00	3.8 +/- 0.5	5.0
GSTD1250PE-1R5M	1.50	3.40	4.10	23.00	48.00	3.8 +/- 0.5	5.0
GSTD1250PE-1R8M	1.80	4.20	4.90	19.00	40.00	3.8 +/- 0.5	5.0
GSTD1250PE-2R2M	2.20	4.60	5.50	20.00	32.00	3.8 +/- 0.5	5.0
GSTD1250PE-3R3M	3.30	7.70	9.20	15.00	32.00	3.8 +/- 0.5	5.0
GSTD1250PE-4R7M	4.70	12.80	15.00	12.00	27.00	3.8 +/- 0.5	5.0
GSTD1250PE-5R6M	5.60	14.00	16.50	11.50	22.00	3.8 +/- 0.5	5.0
GSTD1250PE-6R8M	6.80	15.40	18.50	11.00	21.00	3.8 +/- 0.5	5.0
GSTD1250PE-7R8M	7.80	17.20	20.50	10.00	18.00	3.8 +/- 0.5	5.0
GSTD1250PE-8R2M	8.20	18.90	22.50	9.50	18.00	3.8 +/- 0.5	5.0
GSTD1250PE-100M	10.00	21.40	25.50	9.00	16.00	3.8 +/- 0.5	5.0

* Test Condition @100KHz , 1.0Vrms , 25°C Ambient

* I_{rms} : Rated Current Loading when temperature rise approximately 40°C

* I_{sat} : Saturated Current measured at the point of L drop approximately 30% [E TYPE]

* The parts final operating temperature (Ambient+The parts temperature rise) should not exceed 125°C if under worst case of operating conditions.

Circuit design, component placement, PWB trace size and thickness, airflow and other cooling provision all affect the part temperature. Part temperature should be verified in the end application.

* All test data is referenced to 25°C Ambient.



Product Series Code	GSTD	Brand	GOTREND
File Version	GSTD-V4R4	Editor	Teddy
Established Date	2011.08.08	Description	High Current Inductor
Latest Edit Date	2017.02.08	Pages	Page : 11

Electrical Characteristics :

Part No.	Inductance (uH) +/- 20%	RDC (m Ohm) Typ.	RDC (m Ohm) Max.	I _{rms} (Amp) Typ.	I _{sat} (Amp) Typ.	Dimension "D" (mm)	Dimension "H" (mm) Ref.
GSTD1265PE-R10M	0.10	0.47	0.50	60.00	120.00	3.8 +/- 0.5	5.0
GSTD1265PE-R15M	0.15	0.53	0.60	55.00	118.00	3.8 +/- 0.5	5.0
GSTD1265PE-R22M	0.22	0.63	0.70	53.00	112.00	3.8 +/- 0.5	5.0
GSTD1265PE-R30M	0.30	0.70	0.80	48.00	72.00	3.8 +/- 0.5	5.0
GSTD1265PE-R33M	0.33	0.83	0.90	46.00	65.00	3.8 +/- 0.5	5.0
GSTD1265PE-R40M	0.40	0.90	1.00	44.00	64.00	3.8 +/- 0.5	5.0
GSTD1265PE-R47M	0.47	1.00	1.20	41.00	63.00	3.8 +/- 0.5	5.0
GSTD1265PE-R56M	0.56	1.20	1.40	37.00	62.00	3.8 +/- 0.5	5.0
GSTD1265PE-R68M	0.68	1.40	1.60	35.00	60.00	3.8 +/- 0.5	5.0
GSTD1265PE-R82M	0.82	1.60	1.90	33.00	50.00	3.8 +/- 0.5	5.0
GSTD1265PE-1R0M	1.00	1.70	2.00	32.00	49.00	3.8 +/- 0.5	5.0
GSTD1265PE-1R2M	1.20	2.10	2.50	30.00	48.00	3.8 +/- 0.5	5.0
GSTD1265PE-1R5M	1.50	2.50	3.00	27.00	45.00	3.8 +/- 0.5	5.0
GSTD1265PE-1R8M	1.80	2.80	3.20	24.00	41.00	3.8 +/- 0.5	5.0
GSTD1265PE-2R2M	2.20	3.50	4.20	22.00	40.00	3.8 +/- 0.5	5.0
GSTD1265PE-3R3M	3.30	5.70	6.80	18.00	35.00	3.8 +/- 0.5	5.0
GSTD1265PE-4R7M	4.70	9.30	11.20	13.50	30.00	3.8 +/- 0.5	5.0
GSTD1265PE-5R6M	5.60	11.80	12.80	12.00	26.50	3.8 +/- 0.5	5.0
GSTD1265PE-6R8M	6.80	13.10	14.00	11.50	16.50	3.8 +/- 0.5	5.0
GSTD1265PE-8R2M	8.20	14.50	15.50	10.50	16.00	3.8 +/- 0.5	5.0
GSTD1265PE-100M	10.00	15.80	16.80	10.00	15.50	3.8 +/- 0.5	5.0
GSTD1265PE-120M	12.00	23.00	26.00	9.00	14.00	3.8 +/- 0.5	5.0
GSTD1265PE-150M	15.00	25.00	29.00	6.00	9.00	3.8 +/- 0.5	5.0
GSTD1265PE-220M	22.00	34.00	39.00	5.00	7.50	3.8 +/- 0.5	5.0
GSTD1265PE-330M	33.00	55.00	65.00	4.00	6.00	3.8 +/- 0.5	5.0
GSTD1265PE-470M	47.00	80.00	92.00	3.00	5.00	3.8 +/- 0.5	5.0

* Test Condition @100KHz , 1.0Vrms , 25°C Ambient

* I_{rms} : Rated Current Loading when temperature rise approximately 40°C

* I_{sat} : Saturated Current measured at the point of L drop approximately 30% [E TYPE]

* The parts final operating temperature (Ambient+The parts temperature rise) should not exceed 125°C if under worst case of operating conditions.

Circuit design, component placement, PWB trace size and thickness, airflow and other cooling provision all affect the part temperature. Part temperature should be verified in the end application.

* All test data is referenced to 25°C Ambient.



Product Series Code	GSTD	Brand	GOTREND
File Version	GSTD-V4R4	Editor	Teddy
Established Date	2011.08.08	Description	High Current Inductor
Latest Edit Date	2017.02.08	Pages	Page : 12

Care note :

Care note for Use :

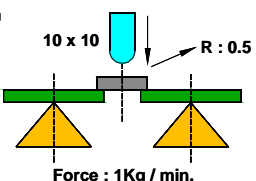
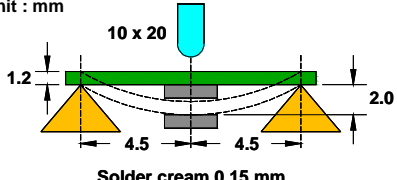

- (1) Storage Condition :
Temperature 25 to 35°C, Humidity 45 to 85% RH
- (2) Use Temperature :
 - a. Minimum Temperature : -55°C Ambient temperature of power choke coil.
 - b. Maximum Temperature : +125°C The value of temperature including ambient of the transformer and temperature rise of power choke coil.
 - c. There is not a problem from -55°C ~ +125°C in a reliability test.
 - d. However, this is not meant a temperature grade guarantee of UL.
- (3) Model :
When this power choke coil was used in a similar or new product to the original one, sometimes it might be unable to satisfy the specifications due to difference of condition of usage.
- (4) Drop :
If the power choke coil suffered mechanical stress such as drop, characteristics may become poor (due to damage on coil bobbin, etc.).
Never use such stressed power choke coil.

Care note for Safety :

- (1) Provision to Abnormal Condition :
This power choke coil itself does not have any protective function in abnormal condition such as overload, short-circuit and open-circuit conditions, etc.
Therefore, it shall be confirmed as the end product that there is no risk of smoking, fire, dielectric withstand voltage, insulation resistance, etc. in abnormal conditions to provide protective devices and /or protection circuit in the end product.
- (2) Temperature Rise :
Temperature rise of power choke coil depends on the installation condition on end products.
It shall be confirmed on the actual end product that temperature rise of power choke coil is in the limit of specified temperature class.
- (3) Dielectric Strength :
Dielectric withstanding test with higher voltage than specific value will damage insulating material and shorten its life.
- (4) Water :
This power choke coil must not be used in wet condition by water, coffee or any liquid because insulation strength becomes very low on the condition.
- (5) Potting :
If this power choke coil is potted in some compound, coating material of magnet wire might be occasionally damaged. Please ask us if you intend to pot this power choke coil.
- (6) Detergent :
Please consult our company once in case of this because the confirmation of reliability etc. is needed when the washing medicine is used for the power choke coil.

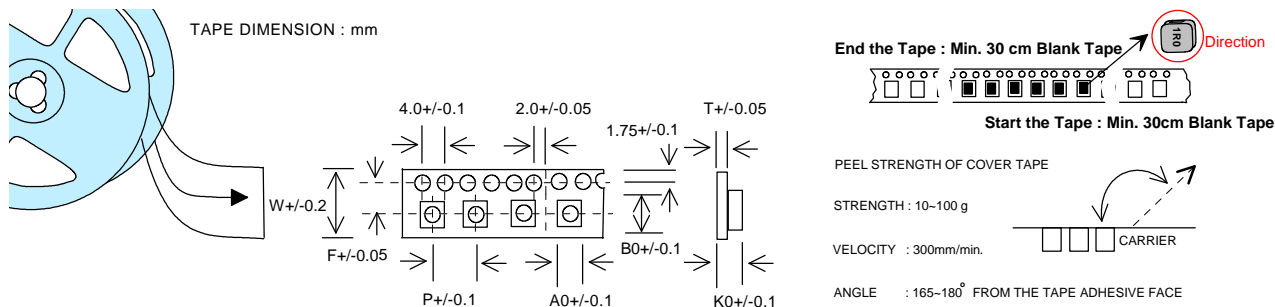


Product Series Code	GSTD	Brand	GOTREND
File Version	GSTD-V4R4	Editor	Teddy
Established Date	2011.08.08	Description	High Current Inductor
Latest Edit Date	2017.02.08	Pages	Page : 13

NO	ITEM	TEST CONDITIONS	Sample Qty/pcs	Specification	Result																
1	Dimension 本體相關呎吋	Actual Size ...	10	Meet Spec	ok																
2	Thermal Shock (Temperature Cycle) 溫度循環試驗	Temperature : -40 ° C~+85 ° C kept stabilized for 30 minutes each Cycle : 100 Cycle (Power off)	10	Elec. no variation Appearance no deformation	ok																
3	Humidity Resistance 耐濕試驗	Humidity : 90%~ 95% RH Temperature : 40± 2 ° C Test Time : 96± 2 Hours	10	Elec. no variation Appearance no deformation	ok																
4	High Temperature 耐熱試驗	Temperature : 85± 2 ° C Testing Time : 96± 2 Hours	10	Elec. no variation Appearance no deformation	ok																
5	Low Temperature 耐寒試驗	Temperature : -40 ± 2 ° C Time : 96± 2 Hours	10	Elec. no variation Appearance	ok																
6	Temperature and Humidity Cycle 溫/濕度循環試驗	<table border="1"> <thead> <tr> <th>Step</th> <th>Temp</th> <th>Humidity</th> <th>Time</th> </tr> </thead> <tbody> <tr> <td>1</td> <td>25± 2 ° C</td> <td>90~95%RH</td> <td>3.0Hr</td> </tr> <tr> <td>2</td> <td>55± 2 ° C</td> <td>95~96%RH</td> <td>5.0Hr</td> </tr> <tr> <td>3</td> <td>25± 2 ° C</td> <td>90~95%RH</td> <td>3.0Hr</td> </tr> </tbody> </table> Cycle: 20 Cycles	Step	Temp	Humidity	Time	1	25± 2 ° C	90~95%RH	3.0Hr	2	55± 2 ° C	95~96%RH	5.0Hr	3	25± 2 ° C	90~95%RH	3.0Hr	10	Elec. no variation Appearance no deformation	ok
Step	Temp	Humidity	Time																		
1	25± 2 ° C	90~95%RH	3.0Hr																		
2	55± 2 ° C	95~96%RH	5.0Hr																		
3	25± 2 ° C	90~95%RH	3.0Hr																		
7	Vibration 振動性試驗	Frequency : 10Hz~50Hz Amplitude : 1.5mm Direction : X,Y,Z Time : 2 Hours each	10	Elec. no variation Appearance no deformation	ok																
8	Solderability 焊錫性試驗	Go through real SMT IR-Reflow.... The profile like our suggest profile. Preheat : 160 ± 10 ° C (90 sec.) Peak : 245 ± 5 ° C Peak Time : 50 Sec. / up 217 ° C	10	Elec. no variation Appearance no deformation	ok																
9	Soldering Heat Resistance 耐熱 焊性試驗	Preheat : 160 ± 10 ° C (90 sec) Solder : Sn/Ag/Cu(Pb Free) Solder Temp.: 260 ± 5 ° C Time : 3± 1 seconds	10	Elec. no variation Appearance no deformation	ok																
10	Iron Solder Heat Resistance 手焊耐熱試驗	Solder Temp. 350 ± 5 ° C Flux : Rosin Time : 3± 1 seconds	10	Elec. no variation Appearance no deformation	ok																
11	Bending Strength 折斷力試驗	Unit : mm  Force : 1Kg / min.	10	Elec. no variation Appearance no deformation	ok																
12	Flexure Strength 彎曲試驗	Unit : mm  Solder cream 0.15 mm	10	Elec. no variation Appearance no deformation	ok																
13	Terminal Strength 推/ 拉力試驗	 Mount on PCB Solder Cream 0.15 mm Push 10N force to X , Y direction	10	Must no crack and damage	ok																
14	High-Voltage 高壓電擊試驗	100 V DC Between core & winding	10	Elec. no variation Appearance no deformation	ok																
15	ORT:on going reliability test 負載電氣試驗	Temperature. : 25 ± 3 ° C Load : Allowed DC Current Test Time : 96 ± 2 Hr	10	There should be no evidence of short or open circle	ok																

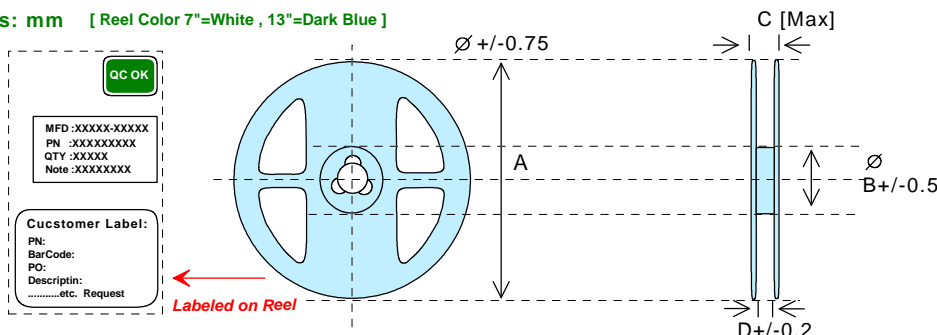


Product Series Code	GSTD	Brand	GOTREND
File Version	GSTD-V4R4	Editor	Teddy
Established Date	2011.08.08	Description	High Current Inductor
Latest Edit Date	2017.02.08	Pages	Page : 14



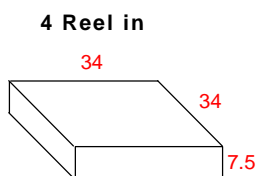
SIZE/mm	W	P	A ₀	B ₀	K ₀	T	F
252012	8.00	4.00	2.27	2.74	1.40	0.30	3.50
3012	12.00	8.00	3.40	3.95	1.35	0.25	5.50
4012	12.00	8.00	4.20	4.60	1.70	0.30	5.50
4015	12.00	8.00	4.20	4.60	2.00	0.30	5.50
4020	12.00	8.00	4.20	4.60	2.50	0.30	5.50
5030	16.00	12.00	5.70	5.90	3.40	0.40	11.50
6012	16.00	12.00	6.90	7.60	1.30	0.40	7.50
6018	16.00	12.00	6.90	7.60	2.00	0.40	7.50
6024	16.00	12.00	6.90	7.60	2.80	0.40	7.50
6030	16.00	12.00	6.90	7.60	3.40	0.40	7.50
6040	16.00	12.00	7.20	7.70	4.60	0.30	7.50
1040	24.00	16.00	11.00	12.60	4.10	0.40	11.50
1050	24.00	16.00	10.25	12.30	5.80	0.30	11.50
1250	24.00	16.00	13.10	14.90	3.40	0.40	11.50
1250	24.00	16.00	13.10	14.90	5.30	0.40	11.50
1265	24.00	16.00	13.10	14.90	6.70	0.40	11.50

Reel Dimensions: mm [Reel Color 7"=White , 13"=Dark Blue]

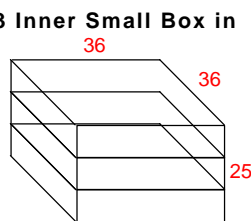


SIZE / mm	A	B	C	D	REEL SIZE	QTY/REEL
252012	180	60	12.0	9.0	7"	3000 PCS
3012	180	60	16.6	12.6	7"	1000 PCS
4012	330	100	16.6	12.6	13"	2000 PCS
4015	330	100	16.6	12.6	13"	2000 PCS
4020	330	100	16.6	12.6	13"	2000 PCS
4020PM	180	60	16.6	12.6	7"	500 PCS
5030	330	100	20.0	17.0	13"	2000 PCS
6012	330	100	20.0	16.0	13"	3000 PCS
6018	330	100	20.0	16.0	13"	3000 PCS
6024	330	100	20.0	16.0	13"	2000 PCS
6030	330	100	20.0	16.0	13"	1000 PCS
6040	330	100	20.0	16.0	13"	1000 PCS
1040	330	100	28.5	24.5	13"	800 PCS
1050	330	100	28.5	24.5	13"	700 PCS
1250	330	100	30.0	25.0	13"	500 PCS
1250	330	100	30.0	25.0	13"	500 PCS
1265	330	100	30.0	25.0	13"	400 PCS

BOX Package: Unit: cm



Inner Small Box



Outer Large Box

Size	Box	Reels in Small Box	Small Box in Large Box
ALL SIZE		2	5

X-ON Electronics

Largest Supplier of Electrical and Electronic Components

Click to view similar products for [Fixed Inductors](#) category:

Click to view products by [Gotrend](#) manufacturer:

Other Similar products are found below :

[CR32NP-100KC](#) [CR32NP-151KC](#) [CR32NP-180KC](#) [CR32NP-181KC](#) [CR32NP-1R5MC](#) [CR32NP-390KC](#) [CR32NP-3R9MC](#) [CR32NP-680KC](#) [CR32NP-820KC](#) [CR32NP-8R2MC](#) [CR43NP-390KC](#) [CR43NP-560KC](#) [CR43NP-680KC](#) [CR54NP-181KC](#) [CR54NP-470LC](#) [CR54NP-820KC](#) [CR54NP-8R5MC](#) [70F224AI](#) [MGDQ4-00004-P](#) [MHL1ECTTP18NJ](#) [MHQ1005P10NJ](#) [MHQ1005P1N0S](#) [MHQ1005P2N4S](#) [MHQ1005P3N6S](#) [MHQ1005P5N1S](#) [MHQ1005P8N2J](#) [PE-51506NL](#) [PE-53601NL](#) [PE-53602NL](#) [PE-53630NL](#) [PE-53824SNLT](#) [PE-92100NL](#) [PG0434.801NLT](#) [PG0936.113NLT](#) [9220-20](#) [9310-16](#) [PM06-2N7](#) [PM06-39NJ](#) [A01TK](#) [1206CS-471XJ](#) [HC2LP-R47-R](#) [HC2-R47-R](#) [HC3-2R2-R](#) [HCF1305-3R3-R](#) [1206CS-151XG](#) [RCH664NP-140L](#) [RCH664NP-4R7M](#) [RCH8011NP-221L](#) [RCP1317NP-332L](#) [RCP1317NP-391L](#)