


## SERIES 62A, V, D 1/2" Package

### FEATURES

- Low Cost
- Long Life
- Available in 3.3 or 5.0 Vdc Operating Voltages
- High Torque Version to Emphasize Rotational Feel
- Economical Size
- Optically Coupled for More than a Million Cycles
- Optional Integral Pushbutton
- Compatible with CMOS, TTL and HCMOS Logic Levels
- Available in 12, 16, 20, 24 and 32 Detent Positions (Non-detent also available)
- Choice of Cable Lengths and Terminations

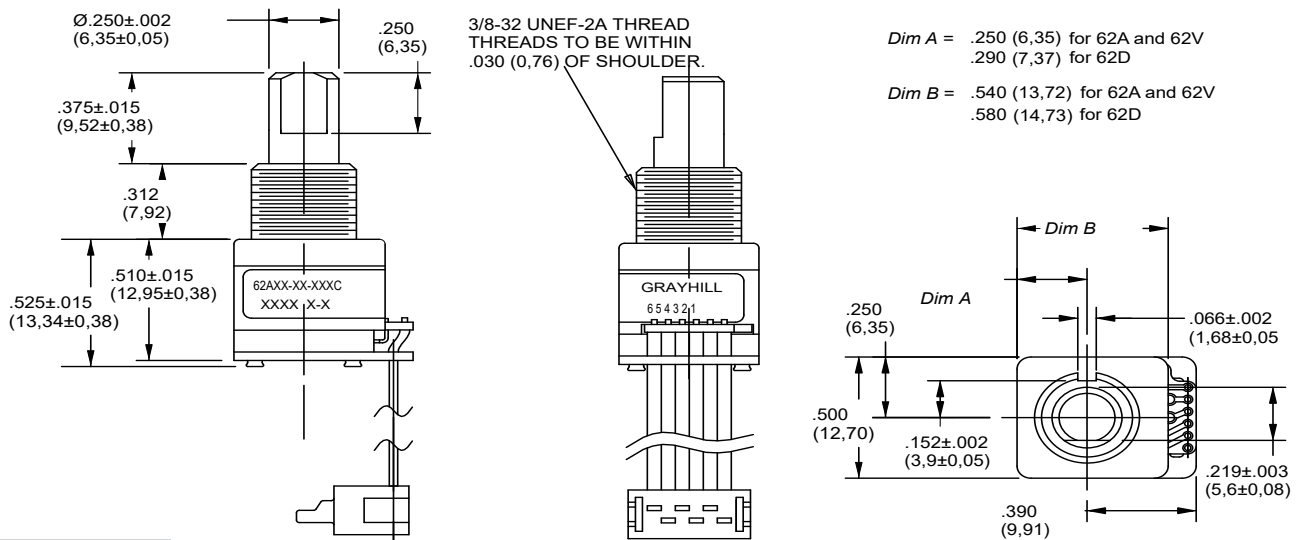
### APPLICATIONS

- Global Positioning/Driver Information Systems

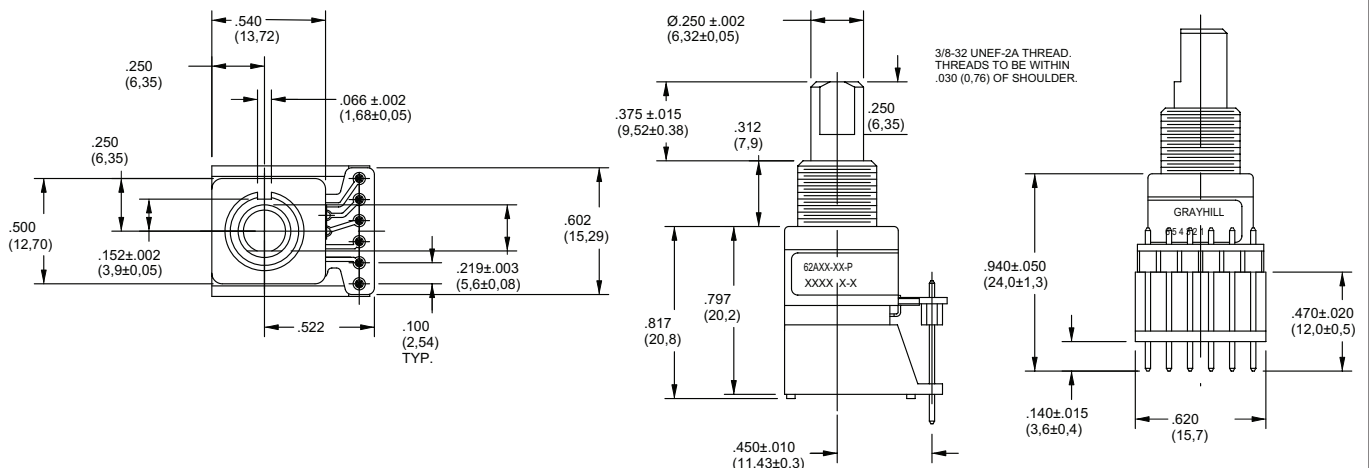


### DIMENSIONS in inches (and millimeters)

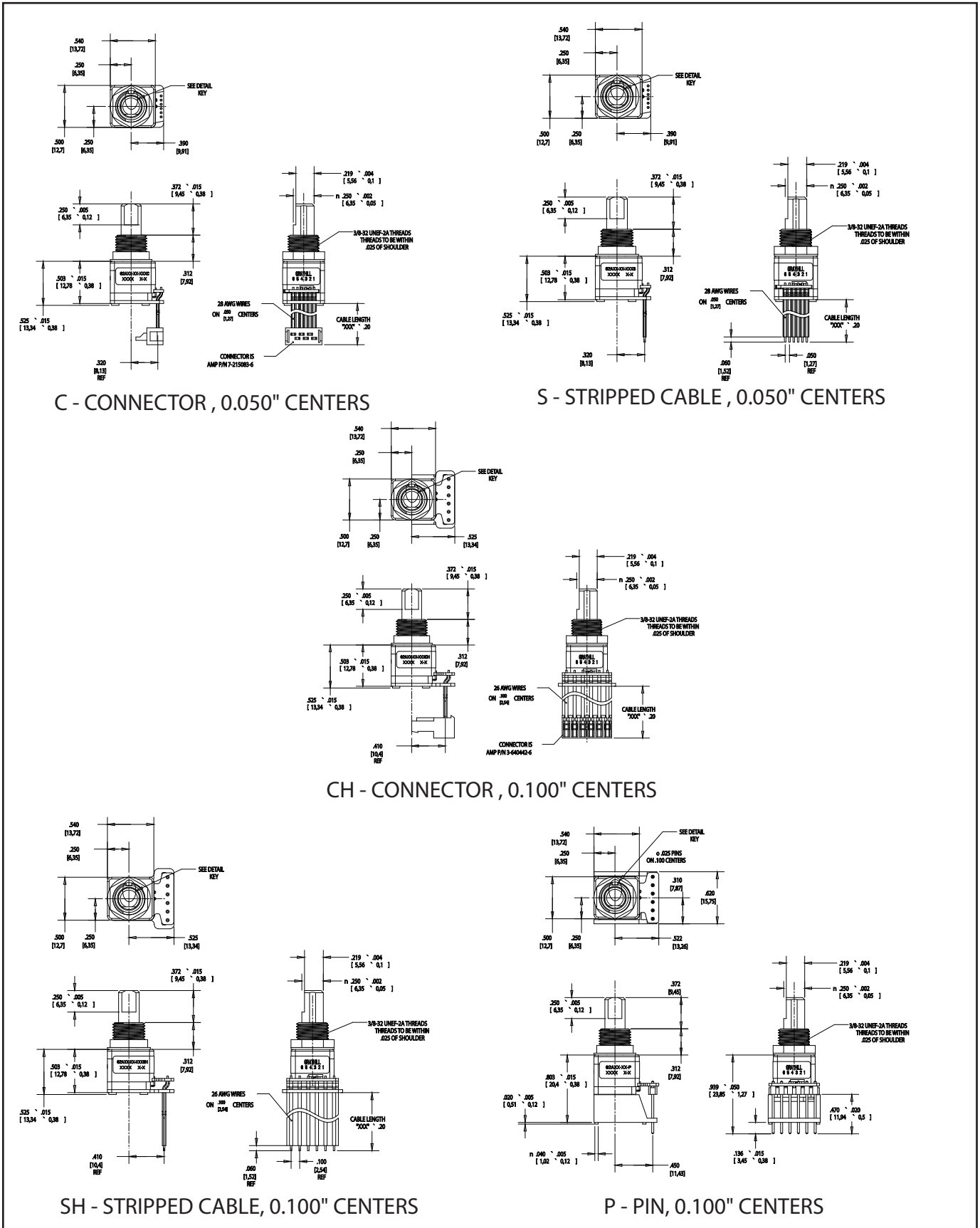
#### Cable Version



#### Pin Version



TERMINATION OPTIONS

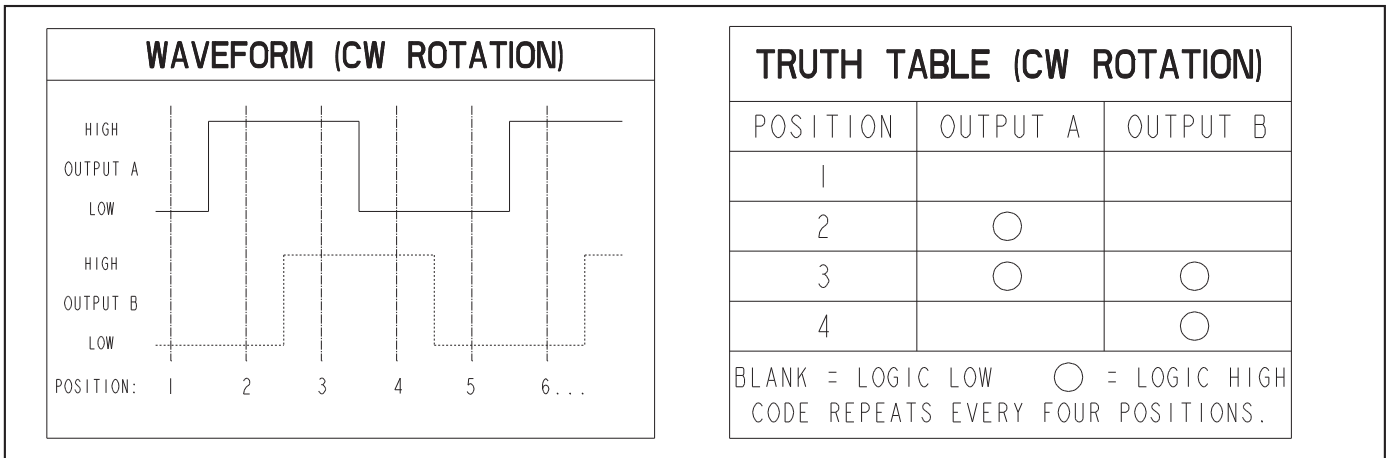


Optical and Mechanical Encoders

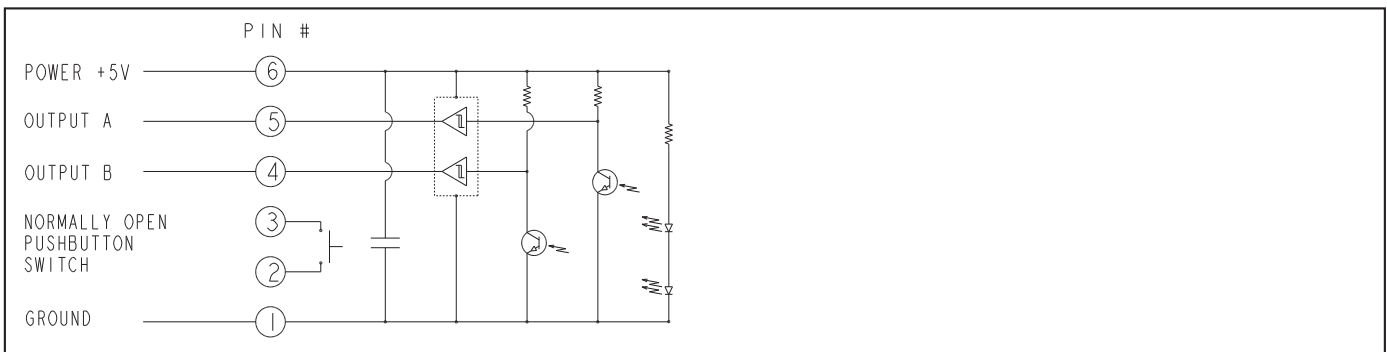
**SUPPLY CURRENT & LOGIC OUTPUT CHARACTERISTICS**

		A & D STYLE	V STYLE
OPERATING VOLTAGE:		5.00±.25 Vdc.	3.30±.125 Vdc.
SUPPLY CURRENT:		30 mA MAXIMUM.	50 mA MAXIMUM.
LOGIC OUTPUT CHARACTERISTICS:	SMT OPTICS	PUSH-PULL OUTPUTS COMPATIBLE WITH CMOS, TTL AND HCMOS LOGIC.	
		LOGIC HIGH: $V_{OH} = 4.5 \text{ Vdc MIN AT } I_{OH} = -8.0 \text{ mA \& } V_{CC} = 5.00 \text{ Vdc.}$	N/A
		LOGIC LOW: $V_{OL} = 0.5 \text{ Vdc MAX AT } I_{OL} = 8.0 \text{ mA.}$	N/A
	WIREBOND OPTICS	OPEN COLLECTOR PHOTOTRANSISTOR OUTPUT.	
		LOGIC HIGH: $V_{OH} = 3.8 \text{ Vdc MIN at } V_{CC} = 5.00 \text{ Vdc WITH } 2.2\text{k}\Omega \text{ PULL-UP RESISTOR.}$	LOGIC HIGH: $V_{OH} = 2.3 \text{ Vdc MIN at } V_{CC} = 3.30 \text{ Vdc WITH } 2.2\text{k}\Omega \text{ PULL-UP RESISTOR.}$
		LOGIC LOW: $V_{OL} = 0.8 \text{ Vdc MAX AT } I_{OL} = 2.0 \text{ mA WITH } 2.2\text{k}\Omega \text{ PULL-UP RESISTOR.}$	LOGIC LOW: $V_{OL} = 0.8 \text{ Vdc MAX AT } I_{OL} = 1.0 \text{ mA WITH } 2.2\text{k}\Omega \text{ PULL-UP RESISTOR.}$

**WAVEFORM AND TRUTH TABLE** Standard Quadrature 2-Bit Code



**CIRCUITRY: SURFACE MOUNT OPTICS** Pushpull Outputs (62A22, 62A15, 62A11)



**CIRCUITRY: WIREBOND OPTICS** Open Collector Outputs (All Others)



Optical and Mechanical Encoders

## SPECIFICATIONS

### Electrical and Mechanical Ratings

**Pushbutton Rating:** 5 Vdc, 10 mA, resistive  
**Pushbutton Contact Resistance:** less than 10 ohms (TTL or CMOS compatible)

**Pushbutton Life:** 3 million actuations min.

**Pushbutton Contact Bounce:** less than 4 mS at make and less than 10 mS at break

**Pushbutton Actuation Force:** 1000 ±300 grams

**Pushbutton Travel:** .010/.025 inch

**Coding:** 2-bit quadrature coded output

**Voltage Breakdown:** 250 Vac between mutually insulated parts

**Rotational Life:** 1,000,000 cycles minimum (One cycle is a rotation through all positions and a full return)

**Optical Rise and Fall Times:** less than 30 mS maximum

### Operating Torque:

Style A and V: 2.0 ±1.4 in-oz. initially

Style D: 3.5 ±1.4 in-oz initially

Non-detent: less than 1.5 in-oz initially

**Shaft Push Out Force:** 45 lbs minimum

**Mounting Torque:** 15 in-lbs maximum

**Terminal Strength:** 15 lbs cable pull-out force minimum

**Operating Speed:** 100 RPM maximum

**Axial Shaft Play:** .010 maximum

### Environmental Ratings

**Operating Temperature Range:** -40°C to 85°C

**Storage Temperature Range:**

-55°C to 100°C

**Relative Humidity:** 90–95% at 40°C for 96 hours

**Vibration Resistance:** Harmonic motion with amplitude of 15G, within a varied 10 to 2000 Hz frequency for 12 hours per MIL-STD-202, Method 204

**Mechanical Shock:** Test 1: 100G for 6 mS, half sine, 12.3 ft/s; Test 2: 100G for 6 mS, sawtooth, 9.7 ft/s

### Materials and Finishes

**Code Housing:** Reinforced thermoplastic

**Shaft:** Zinc or aluminum

**Bushing:** Zinc casting

**Shaft Retaining Ring:** Stainless steel

**Detent Spring:** Stainless steel

**Printed Circuit Boards:** NEMA grade FR-4 gold over nickel or palladium

**Terminals:** Brass, tin-plated

**Mounting Hardware:** One brass, nickel-plated nut and zinc-plated spring steel with clear trivalent chromate finish lockwasher supplied with each switch. Nut is 0.094 inches thick by

0.435 inches across flats.

**Rotor:** Thermoplastic

**Code Housing:** Thermoplastic

**Pushbutton Dome:** Stainless steel

**Dome Retaining Disk:** Thermoplastic

**Pushbutton Housing:** Thermoplastic

**Phototransistor:** Planar Silicon NPN

**Infrared Emitter:** Gallium aluminum arsenide

**Pushbutton Contact:** Brass, nickel-plated

**Flex Cable:** 28AWG, stranded/top coated wire, PVC coated on .050 or .100" centers (cabled version)

**Header Pins:** Phosphor bronze, tin-plated

**Spacer:** ABS

**Backplate/Strain Relief:** Stainless steel

## ORDERING INFORMATION



### Series

**Style:** A = 1/2" package, 5.0 Vdc Input, D = high torque w/5.0 Vdc input, V = 3.3 Vdc input

### Angle of Throw:

#### Detent

11 = 11.25° or 32 positions

15 = 15° or 24 positions

18 = 18° or 20 positions

22 = 22.5° or 16 positions

30 = 30° or 12 positions

#### Non-detent (Styles A&V only)

01 = 11.25° or 32 positions

05 = 15° or 24 positions

08 = 18° or 20 positions

02 = 22.5° or 16 positions

03 = 30° or 12 positions

**Pushbutton Option:** 01 = w/o pushbutton, 02 = with pushbutton

### Termination:

S = Stripped cable; .050" centers

SH = Stripped cable; .100" centers

C = Connector; .050" centers

CH = Connector; .100" centers

P = Pin; .100" centers

**Cable Length:** Cable Termination: 040 = 4.0in. Cable is terminated with Amp P/N 215083-6. See Amp Mateability Guide for Mating Connector details.

\*Eliminate cable length if ordering pins. (Ex: 62A22-02-P).

These switches have Quadrature 2-bit code output and an optional shaft actuated pushbutton switch.

Custom materials, styles, colors, and markings are available. Control knobs available.

**Available from your local Grayhill Component Distributor.**

For prices and discounts, contact a local Sales Office, an authorized local Distributor, or Grayhill.

## X-ON Electronics

Largest Supplier of Electrical and Electronic Components

*Click to view similar products for [Encoders](#) category:*

*Click to view products by [Grayhill](#) manufacturer:*

Other Similar products are found below :

[6-1393048-0](#) [6-1393048-5](#) [62AG22-H5-P](#) [62B22-LP-030C](#) [63K25](#) [63K32](#) [63KS100](#) [63KS64](#) [63R100](#) [63R50-020](#) [63RS256-060](#) [700-09-36](#)  
[RE12D300-201-1](#) [1393047-3](#) [2-1393047-2](#) [T101-5C2-111-M1](#) [T101-5C3-111-M1](#) [T101-5C4-111-M1](#) [385001M0439](#) [385001M0216](#)  
[V23401H1409B101](#) [V23401T8002B802](#) [V23401U6019B609](#) [E69-1](#) [E69DF10](#) [E69-FCA](#) [62B11-LP-100S](#) [62B11-LPP-040C](#) [62N11-P](#)  
[62S22-H9-120S](#) [62S30-L0-200C](#) [62V15-02-080S](#) [63K64](#) [63KS100-040](#) [63R64-050](#) [63RS64](#) [700-16-16](#) [V23401D3002B301](#) [3-1393048-1](#)  
[63KS128](#) [63KS256](#) [1-1879391-5](#) [GH65C11-N-SO](#) [62S15-M0-P](#) [1393047-1](#) [E69-FCA02](#) [E69-FCA04](#) [E69-DF20](#) [E69-DF2](#) [63R50](#)