

SERIES 84
Unsealed, .750" Centers

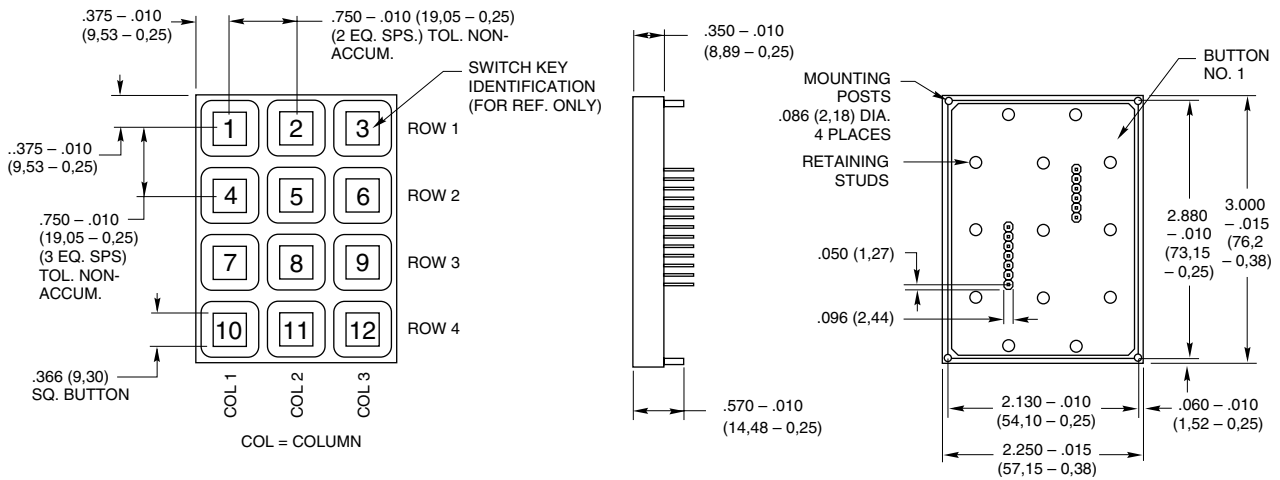
FEATURES

- 3/4" Button Centers
- Post Mounted
- Mounts by Grooveless Retaining Rings or Heat Upset Post
- Snap-Dome Contact Provides Positive Feedback



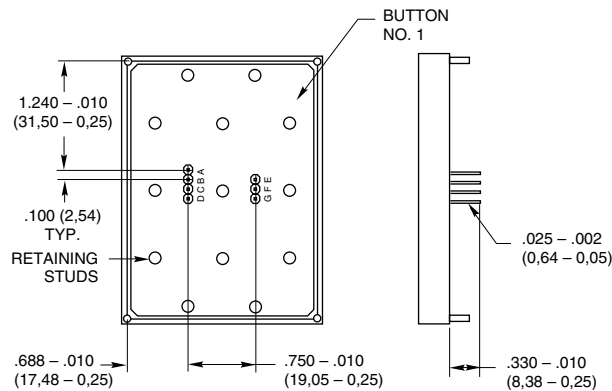
DIMENSIONS in inches (and millimeters)

3x4 Keyboard

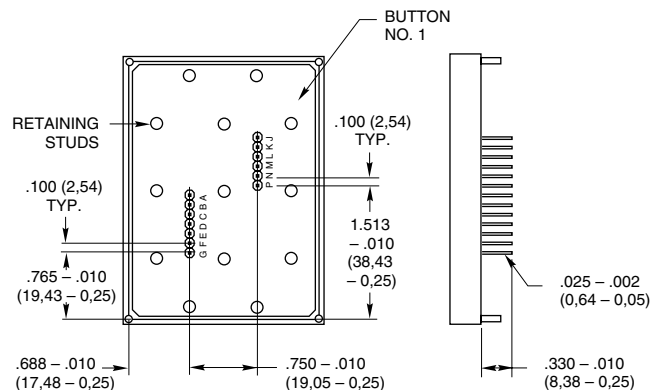


Termination in inches (and millimeters)

3x4 Matrix Output



Single Pole/Common Bus



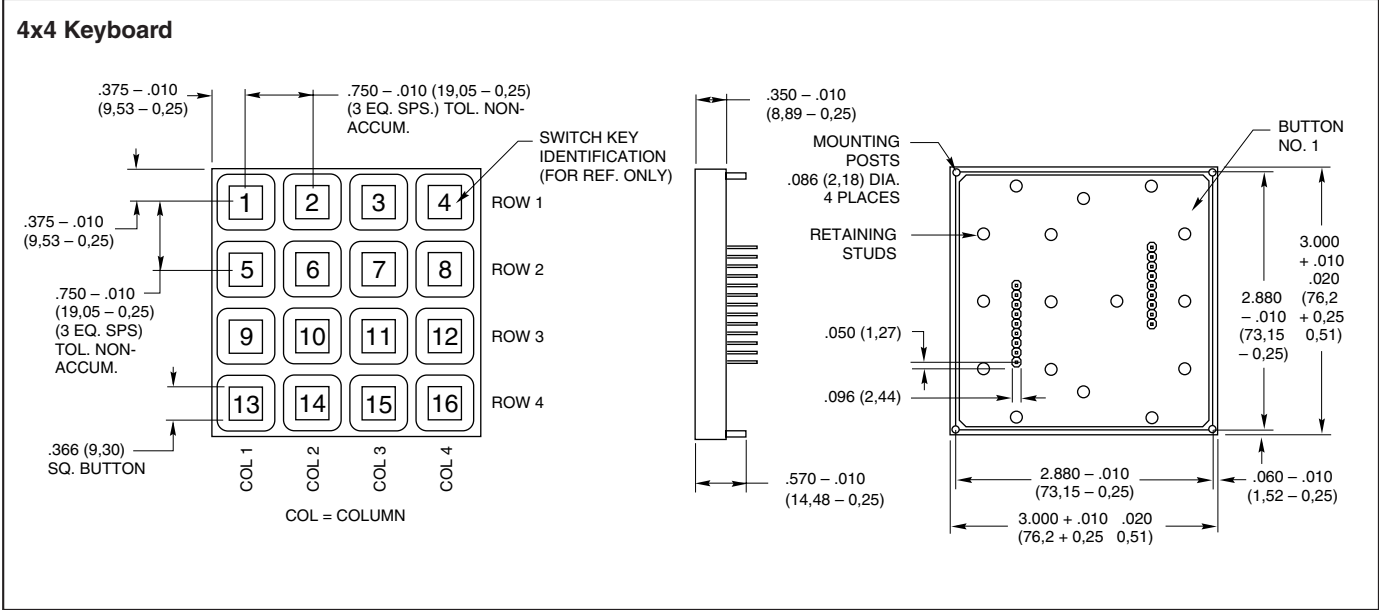
SERIES 84
Unsealed, .750" Centers

FEATURES

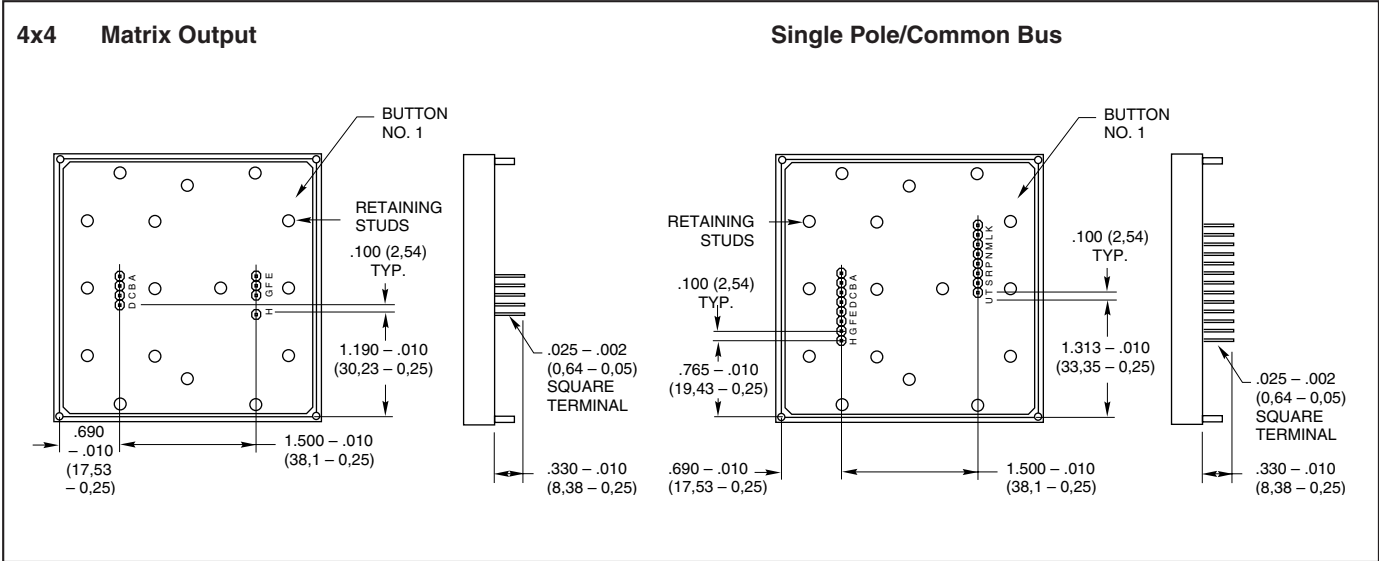
- 3/4" Button Centers
- Post Mounted
- Mounts by Grooveless Retaining Ring or Heat Upset Post
- Snap-Dome Contact Provides Positive Feedback



DIMENSIONS in inches (and millimeters)



Termination in inches (and millimeters)



Keyboards and Keypads

CODE AND TRUTH TABLES

Dots in the chart indicate connected terminals when switch is closed. Terminals are identified on the keyboard.

12 Button Keypads

3x4		CODES																			
		Matrix						Single Pole/Common Bus													
BUTTON LOCATION	1	•	•	•			•					•									
	2		•	•			•					•									
	3			•	•			•				•									
	4	•			•			•				•									
	5		•			•			•			•									
	6			•			•					•									
	7	•				•			•			•									
	8		•				•					•									
	9			•				•				•									
	10	•				•			•			•									
	11		•				•					•									
	12			•				•				•									
		E	C	D	A	B	F	G	K	J	B	M	L	C	N	E	D	P	G	F	A
		TERMINAL LOCATION																			

16 Button Keypads

4x4		CODES																									
		Matrix								Single Pole/Common Bus																	
BUTTON LOCATION	1	•	•	•					•							•											
	2		•	•					•							•											
	3			•	•					•						•											
	4	•				•				•						•											
	5		•				•				•					•											
	6			•				•				•				•											
	7	•					•				•					•											
	8		•					•				•				•											
	9			•					•				•			•											
	10	•					•				•					•											
	11		•					•				•				•											
	12			•					•				•			•											
	13	•					•				•					•											
	14		•					•				•				•											
	15			•					•				•			•											
	16				•					•				•		•											
		E	F	D	C	A	B	G	H	K	L	A	B	N	M	C	D	P	R	F	E	T	U	H	G	S	
		TERMINAL LOCATION																									

SPECIFICATIONS

Rating Criteria

Rating at 24 Vdc: 10 milliamps, resistive

Contact Resistance: Compatible with MOS, TTL and DTL (10 ohms maximum)

Voltage Breakdown: 250Vac between mutually insulated parts

Life Expectancy: 3,000,000 operations per button

Contact Bounce: Less than 4 milliseconds at make, 10 milliseconds at break

Operating Temperature: -40°C to +80°C

Materials and Finishes

Housing: Polycarbonate/ABS blend, black; meets UL94V-O

Buttons: ABS plastic, white. Legends are black.

Snap-On-Cap: Clear polycarbonate

Contact Dome: Stainless steel, selectively gold-plated

Terminals: Phosphor bronze

Operating Features

Button Travel: 0.015" (0,38 mm) nominal total travel

Typical Operating Force: 350 grams

STANDARD LEGENDS


Insertable legend version (legend numbers -101 and -001) has a removable cap. The revealed button surface can be legended by an insert or a dry transfer of a blank legend

insert. This surface can also be ink stamped by Grayhill in higher volume quantities. When the cap is replaced, the assembly extends approximately .015" (0,38 mm) above the surface.

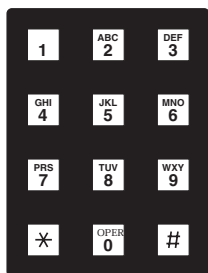
The legend sheet information follows the legend presentation. All other legends incorporate molded-in (two shot) legends.




-101 (Insertable)




-102 (Molded-in)




-103 (Molded-in)




-001 (Insertable)




-002 (Molded-in)




-003 (Molded-in)



-004 (Molded-in)



-005 (Molded-in)



-006 (Molded-in)

INSERTABLE LEGEND SHEETS

For use with -101 or -001 legend option. Legends are die cut to fit button surface when cap is removed. Dry transfer legends offer some flexibility to customize the blank inserts included on the sheet of popular legend letters, words and symbols provided or on the insertable legends sheet.

Description	Part Number
Sheet of Legend Inserts	87AC2046
Dry Transfer Lettering, Small	87-DT-2096-088
Dry Transfer Lettering, Medium	87-DT-2096-125
Dry Transfer Lettering, Large	87-DT-2096-187

For prices and discounts, contact a local Sales Office, an authorized local Distributor, or Grayhill.

**PRINTED LEGENDS
For Maximum Versatility**

Printing allows you the flexibility to create your own legend using whole words and symbols with various type styles. Durable epoxy ink printing bonds to the button cap surface. There are two types of button cap printing:

Top Surface Printing: Legend is applied directly to the top of the button. Button is recessed slightly below the keyboard housing.

Sub-Surface Printing: For insertable legend models. Provides maximum wear for printed surfaces. Printed internal button cap is protected by clear snap-on cap.

Printed Typestyles: The typestyle chart illustrates type style, size and approximate character limits for button caps. Grayhill's library of typefaces includes most popular legends.

Type No. and Typical Height	Sample Style and Typical Sizes	Sub Surface Character and Line Limitations	Top Surface Character and Line Limitations
4GH088 .083"	ABCDEFGH	4 Characters 2 Lines 	4 Characters 2 Lines
1GH125 .138"	ABCDE	3 Characters 1 Line 	3 Characters 1 Line
3GH187 .207"	ABCD	2 Characters 1 Line 	2 Characters 1 Line
2GH250 .276"	ABC	N/A N/A	2 Characters 1 Line

Keyboards and Keypads

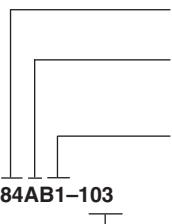
ORDERING INFORMATION:

Special Legends

Follow this procedure:

- 1. Basic Keyboard.** Formulate the part number with the exception of the legend suffix.
- 2. Mounting.** Standard mounting is shown in our dimensional drawings. These drawings relate the terminal location to the button legend orientation. It is possible to rotate the button legends by 90°, changing the orientation. When mounting the keypad, it would be rotated 90° to have the legends appear upright. A 3x4 keypad thus becomes a 4x3.
- 3. Color.** Many colors, other than our standard black housing, are available. Buttons can be made from equivalent plastic in black, red, green, blue and yellow. White legends are used with dark color buttons, black with light ones. Other colors available on special order.
- 4. Buttons.** Legends can be printed on button surface and protected by a snap-on cap in a similar fashion to our insertable legend types. A second option is printing a 'blank' button. (One that has the same dimensions as a molded-in legend button with a flat top surface.) Disadvantage is legend wear over time. A third option is molded-in legends, usually requiring tooling. Molded buttons are available with a flat or concave top surface.
- 5. Legends.** Specify the legend requirements for each button. Identify buttons per our dimensional drawings. Caution if keypad has been rotated.

ORDERING INFORMATION



84AB1-103

Grayhill Series Number

Size Option
A= 3x4
B= 4x4

Circuitry Option
B1 = Matrix code
C1 = Single pole/common bus

Standard Legend Choices
3x4 Size: -101, -102 or -103
4x4 Size: -001, -002, -003, -004, -005 or -006

Available from your local Grayhill Distributor. For prices and discounts, contact a local Sales Office, an authorized local Distributor or Grayhill.

X-ON Electronics

Largest Supplier of Electrical and Electronic Components

Click to view similar products for [Input Devices](#) category:

Click to view products by [Grayhill](#) manufacturer:

Other Similar products are found below :

[80260-00](#) [81485-28](#) [81521-08](#) [FKB4720-103](#) [84250-26](#) [84980-04](#) [84S-AC1-000](#) [JD-0700EU-2](#) [JM-0800-2](#) [JW-T0100](#) [89498-13](#) [89758-05](#)
[89886-26](#) [89941-00](#) [G80-3000LSCEU-2](#) [MJ0FGGRY](#) [JM-0800-0](#) [84S-BB1-004](#) [81601-26](#) [UL21KMZQ](#) [G8011900LPMUS0](#) [G84-](#)
[4700LUCUS-0](#) [81485-26](#) [84105-13](#) [V400-W24 5M](#) [V400-W23 5M](#) [G84-5200LCMEU-2](#) [DT2257X20V00GRY](#) [84Z2029-78](#) [84Z2029-79](#)
[V400-W23P 5M](#) [VW3A8151R20U](#) [V400-W24 15M](#) [LT1332D](#) [V400-W24 10M](#) [V400-W24P 15M](#) [V400-WM0 1M](#) [V400-W24P 10M](#) [V400-](#)
[W23P 10M](#) [TCS-1492OP](#) [V400-W23 3M](#) [LT1372D](#) [LP1007EXXH00R](#) [DT2253X20V00BLK](#) [100133BX](#) [EZ08-230013](#) [81248-04](#) [89887-26](#)
[90215-00](#) [HB110C3NWBNA](#)