




Thru-Hole DIP Switches

SERIES 90B AND 90GB

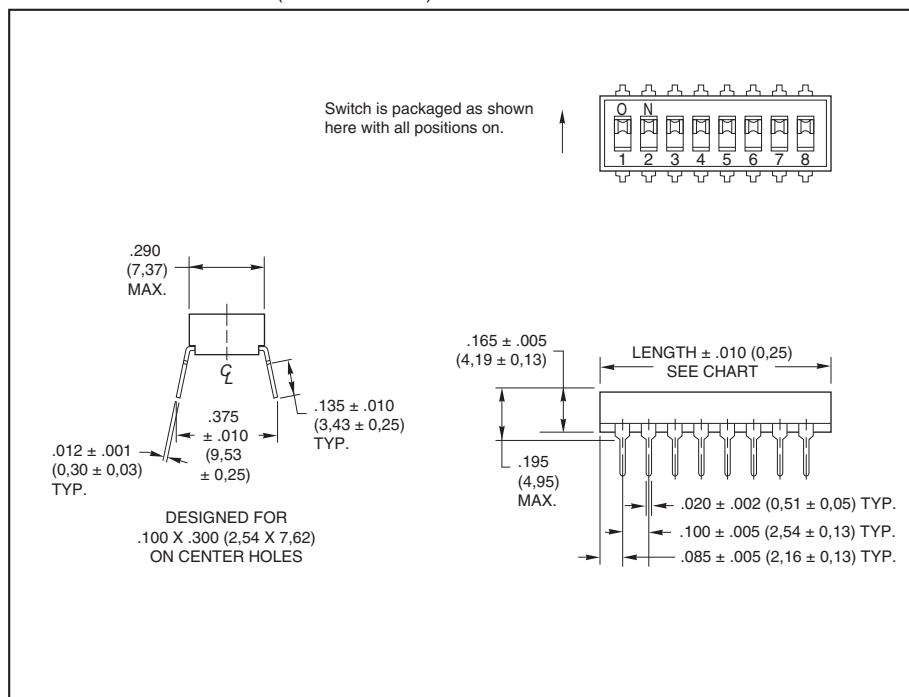
Machine Insertable MIDIP

FEATURES

- Tested for TO-116 Equipment
- Up to 10 Positions
- High Pressure, Reliable Contacts
- Molded (Sealed) Base and Optional Top Seal
- RoHS Compliant



DIMENSIONS In inches (and millimeters)

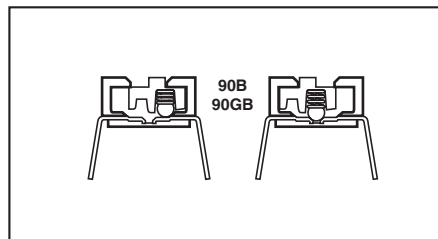


CIRCUITRY

As viewed from the top of the switch in the positions shown in the drawing.



CONTACT SYSTEM



ORDERING INFORMATION: Tube Packaging (Each tube is 19.5 inches long)

No. of Positions	Length Inches	Length Metric	Number Per Tube	Part Number	
2	.270"	6,9 mm	60	90B02ST	90GB02ST
3	.370"	9,4 mm	47	90B03ST	90GB03ST
4	.470"	11,9 mm	37	90B04ST	90GB04ST
5	.570"	14,5 mm	31	90B05ST	90GB05ST
6	.670"	17,0 mm	26	90B06ST	90GB06ST
7	.770"	19,6 mm	23	90B07ST	90GB07ST
8	.870"	22,1 mm	20	90B08ST	90GB08ST
9	.970"	24,6 mm	18	90B09ST	90GB09ST
10	1.070"	27,2 mm	16	90B10ST	90GB10ST

ADDITIONAL INFORMATION

Please visit our website for accessories.

Available from your local Grayhill Distributor. For prices and discounts, contact a local Sales Office, an authorized local Distributor or Grayhill.

*The "S" in the part number denotes top tape seal versions. To order without top tape seal, leave the "S" off the part number when ordering.

**Style "GB" contains 30 μ gold plated terminals.

* To order, add L as a final suffix to the part number. For example, 76RSB08 becomes 76RSB08L; and 90B08S becomes 90B08SL.

SPECIFICATIONS: Standard Styles

Ratings	76	78	90B
Mechanical Life: Operations per switch position	2,000	2,000	2,000
Make-and-break Current Rating: Operations per switch position at these resistive loads			
1 mA, 5 Vdc; 50 mA, 30 Vdc; or 150 mA, 30 Vdc:	2,000	2,000	—
10 mA, 30 Vdc; or 10 mA, 50 mVdc:	—	—	2,000
10 mA, 50 mVdc; or 25 mA, 24 Vdc; or 100 mA, 6 Vdc:	—	—	2,000
Contact Resistance: Initially:	≤ 30 mΩ	≤ 30 mΩ	≤ 20 mΩ
After life, at 10 mA, 50 mVdc, open circuit:	≤ 100 mΩ	≤ 100 mΩ	≤ 100 mΩ
Insulation Resistance:			
Minimum, at 100 Vdc between adjacent closed contacts and also across open switch contacts			
Initially (Mohms):	5,000	5,000	5,000
After life (Mohms):	1,000	1,000	1,000
Dielectric Strength: Minimum voltage (AC, RMS) measured between adjacent closed contacts and also across open switch contacts.			
Initially:	750 V	750 V	500 V
After life:	500 V	500 V	500 V
Current Carry Rating: Maximum rise of 20°C	5 A	4 A	3 A
Switch Capacitance: At 1 megahertz	2 pF	2 pF	2 pF
Operating Temperature Range:	-40°C to + 85°C	-40°C to + 85°C	-40°C to + 85°C
Storage Temperature Range:	-55°C to + 85°C	-55°C to + 85°C	-55°C to + 85°C

DIP Switches

Mechanical Ratings

Vibration Resistance: Per Method 204, Test Condition B, 1 mS opening (10 mS allowed)
Mechanical Shock: Per Method 213, Test Condition A. 1 mS opening (10 mS allowed)
Thermal Shock Resistance: Per specification; no failures; passes contact resistance.
Terminal Strength: Per specification
Thermal Aging: 1,000 hours at 85°C; no failures.

Environmental Ratings

Meets all requirements of MIL- S-83504.**
 Where Grayhill performance is superior, the MIL spec is listed in parentheses.
Moisture Resistance: Per MIL-STD-202, Method 106.

Soldering Information

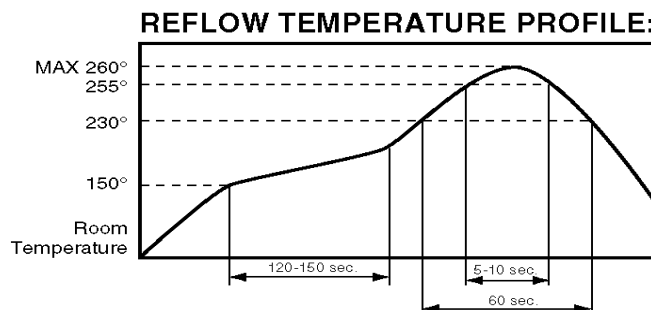
*For the most current soldering & cleaning processing guidelines, reference Grayhill Dip Switch Processing Information, Bulletin 1234
 Series 90 MIDIP and Series 76 recessed rocker (76RSB style) sealed switches have been tested to EIA Standard RS-448-2. Similar performance can be expected from other sealed Series 76 and 78 DIP switches.
Solderability: Per MIL-STD-202, Method 208
Resistance to Soldering Heat: 76RSB: Passes EIA Standard using two, four, and six second soldering time. 90: Per MIL-S-83504, six second test.
Fluxing: Per EIA RS-448-2 with flux touching switch body.
Cleaning: 76, 78 and 90 series tape sealed products: Passes immersion test using water/detergent. Acceptable solutions include 1-1-1 trichlorethane, freon, (TF, TE, or TMS), isopropyl alcohol, detergent (140°F maximum). Terpene acceptable for Series 90 only. Solutions which are not recommended include acetone, methylene chloride, freon TMC.

Recommended Soldering Conditions:

Materials and Finishes

Shorting Member (Ball): Brass, gold-plated over nickel barrier.
Base Contacts: Copper alloy, gold-plated over nickel barrier.
Terminals: Copper alloy, matte tin plated over nickel barrier.
Non-Conductive Parts: Thermoplastic (UL94V-O)
Potting Material: Epoxy, 76,78 only.
Protective Cover: 76,78, only-Polycarbonate.
Tape Seal:
 76, 78: Polyester film
 90: Polyimide film
Tape Seal Integrity: Passes gross leak test using 125°C flourinert for 20 seconds minimum. Reference MIL-STD-202, Method 112.

Reflow Soldering Profile:
 (260°C Peak Temperature)



WAVE SOLDERING: 260°C maximum solder temperature for 5 seconds max.
 ** Note: 100% matte tin terminal plating does not meet MIL-S-83504 for lead content.



Grayhill DIP Switch Processing Information

The information provided within is intended as processing guidelines for the assembly, soldering, cleaning, and use of Grayhill DIP switches. This information supersedes any other process information that is available in Grayhill Inc. catalogs or data sheets as related to Grayhill Inc. standard DIP switch products. Please contact Grayhill Inc. for any questions related to the information in this document.

Mounting

Unless otherwise noted, Grayhill DIP switches are shipped with slides or rockers in the ON position and rotary DIP switches are shipped with the actuators in the 0 position. It is recommended that they be solder processed in those positions to ensure proper performance without issue.

Soldering

WAVE SOLDER: Switches that can be processed using wave solder equipment (thru hole soldering) are as follows:

Grayhill Series 76SB, 76PSB, 76PSB, 76RSB, 76SC, 76RSC, 76RSD, 76SD, 76STC, 76STD, 78B, 78RB, 78F, 78G, 78H, 78J, 78K, 90B, 94H (thru hole models), and 94R

Wave soldering guidelines: Solder wave temperature is 260°C. max. for 5 seconds max. (0.063" thick PCB). Exposure to flux should be kept to a minimum.

Manual soldering guidelines (for thru hole switches): Soldering temperature is 350C for soldering iron tip with 3 seconds maximum of dwell time.

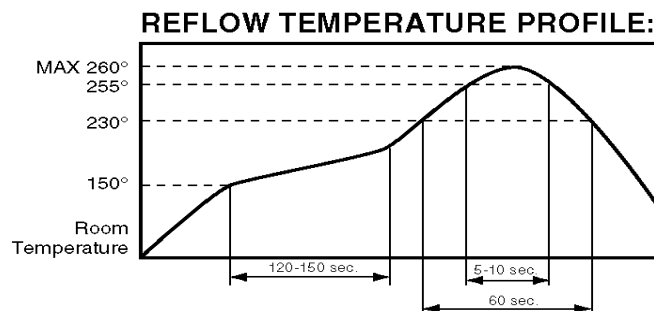
REFLOW SOLDER: Switches that can be processed using reflow process equipment are as follows:

Grayhill Series 76HP, 78HF, 78HJ, 90B, 90HB, 94H, 94R, 97C, and 97R

Reflow soldering guidelines: Soldering temperature is 260C max. for 5 seconds, with a maximum of two reflow cycles at the maximum conditions. Switches should be allowed to cool for 3 to 5 minutes between reflow cycles. Reflow soldering should not be done to any Grayhill DIP switch products not listed directly above as the exposure to higher surface temperatures could cause permanent deformation of the plastic materials.

Recommended Maximum Soldering Conditions:

Reflow Soldering Profile:
(260°C Peak Temperature)



PCB Cleaning

In-line DIP switches that are tape sealed can be processed using certain washing processes as described below. Tape sealed switches can typically be identified by a suffix of ST or PT that follows after the series, switch style, and number of position identifiers (i.e., 76SB08ST). Non-tape sealed switches should not be subjected to any washing processes as they can introduce contaminants into the contact area of the switches. Rotary DIP products (94H & 94R) are internally sealed and can be processed the same as tape sealed products.

Tape sealed and rotary DIP switch products are qualified for immersion cleaning processes using alcohol or detergent based cleaning solvents at temperatures up to 140°F. maximum. Tape seal products must have the tape seal undisturbed until after any cleaning process. Cleaning processes that use ultrasonic agitation or that use pressurized sprays can defeat the tape and / or internal seals and allow contamination of the switches. They are not recommended for use on inline or rotary DIP products. Switches should not be washed directly after a soldering process. There should be a delay of at least three minutes to allow adequate time for cooling after soldering.

Tape seal integrity: Inline DIP products that are tape sealed are tested to meet and pass a gross leak test using 125°C Fluorinert for 20 seconds minimum. Reference MIL-202, Method 112.

Tape seal material:

76,78: Polyester film, rated to 170°F. maximum temperature

90: Polyimide film, rated to 260°C. maximum temperature


OPTIONS

Position Identification Line Option

For Series 76RSB, 76RSC, 76RSD, & 90B
 A line can be added to the recessed rocker or Series 90 slide actuator to provide positive identification of the actuator position. To order, add L as a final suffix to the part number. For example, 76RSB08 becomes 76RSB08L; and, 90B08S becomes 90B08SL.
Available from a local Grayhill Distributor.

Other Switch Markings

For Series 76, 78, & 90
 We can mark your part number or other wording on the switch, often at no charge. For some markings there will be a nominal charge for tooling plus a set-up charge. In addition, there is a marking charge per side per switch. Add it to the unit price and discount it accordingly.
To order, contact Grayhill.



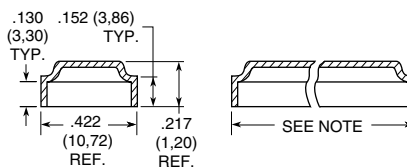
ACCESSORIES

Protective Cover Accessory


For Series 76, & 78

Rigid, clear plastic cover fits all but toggle actuated switches. It provides a top cover for less strenuous cleaning, serves as a dust cover in dirty environments, and provides protection against accidental actuation.

Material: 76,78, only-Polycarbonate.
 Purchase as a separate item. Check length of the desired DIP Switch, and then select from the ordering information on this page.
Available from a local Grayhill Distributor.



Note: For length, add .042 "(1,07 MM) to length of DIP switch.



DIPSTICK Accessory

For all series

Pen-sized plastic DIPSTICK has a tapered end for actuating DIP Switches.

Part Number **90-DIPSTICK**

Available from a local Grayhill Distributor



ORDERING INFORMATION

Length Inches	Protective Cover Part Number
0.280	76P02
0.380	76P03
0.480	76P04
0.580	76P05
0.680	76P06
0.780	76P07
0.880	76P08
0.980	76P09
1.080	76P10
1.180	79P10
1.780	79P16

Available from your local Grayhill Distributor.
 For prices and discounts, contact a local Sales Office, an authorized local Distributor or Grayhill.

DIP Switches

X-ON Electronics

Largest Supplier of Electrical and Electronic Components

Click to view similar products for [Switch Fixings](#) category:

Click to view products by [Grayhill](#) manufacturer:

Other Similar products are found below :

[893102000](#) [00-5150](#) [LZZ1A](#) [0098.9234](#) [61-9451.0](#) [M2PA-5011](#) [630155](#) [635401](#) [6PA113](#) [6PA147-E6](#) [6PA148-E6](#) [6PA32](#) [6PA9](#) [700106](#)
[700109](#) [700303A56](#) [700C1GRY](#) [700C2GRN](#) [704-6001](#) [704.960.9](#) [704.965.2](#) [704.965.6](#) [704.966.0](#) [7089-3](#) [710082-B11](#) [71M1048](#)
[757200264](#) [764300000](#) [MHU35](#) [MHU37](#) [807039-1](#) [825.003.011](#) [825.005.011](#) [825.053.011](#) [825.055.011](#) [826.000.071](#) [827.020.011](#)
[827.400.021](#) [835.900.023](#) [MML52C10C](#) [MML52E10C](#) [MML92HGH](#) [MML93K](#) [84211M02CNNS](#) [84212M02CNNS](#) [84217A8.0LNOS](#)
[842.500.011](#) [843187-000](#) [843487-000](#) [84-901](#)