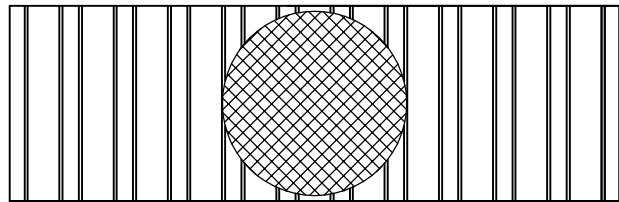
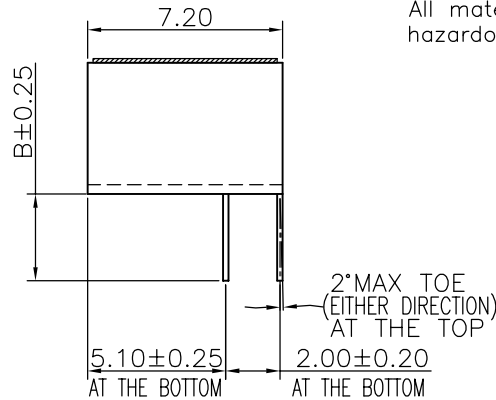
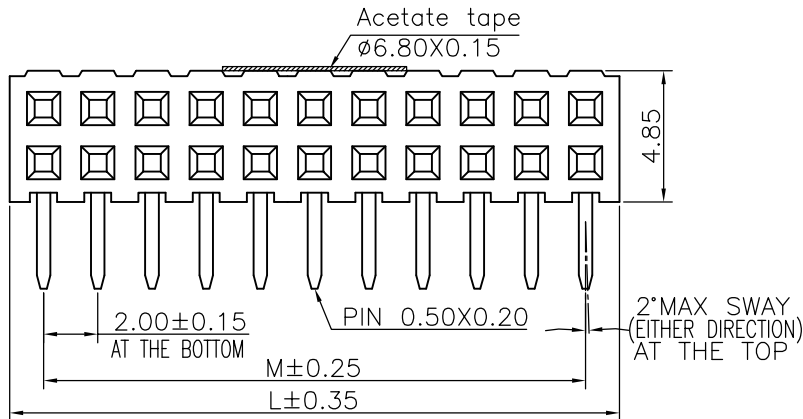


1 2 3 4 5 6 7 8 9

F



E



Specifications

Current Rating: 2.0Amp
 Insulation Resistance: 1000M Ω Min.
 Dielectric Withstanding Voltage: 500VAC
 Contact Resistance: 20m Ω Max.
 Operating Temperature: -40°C to +105°C
 Materials
 Contact Material: Phosphor Bronze
 Insulator Material:
 PBT (Not resistant to high temperature),
 Nylon (High temperature resistance),
 LCP (High temperature resistance),
 UL 94V-0
 All materials must meet Greenconn
 hazardous substances control standards.

No. of PIN/ROW	Dimension Information	
	M	L
02	2.00	4.50
03	4.00	6.50
04	6.00	8.50
05	8.00	10.50
06	10.00	12.50
07	12.00	14.50
08	14.00	16.50
09	16.00	18.50
10	18.00	20.50
11	20.00	22.50
12	22.00	24.50
13	24.00	26.50
14	26.00	28.50
15	28.00	30.50
16	30.00	32.50
17	32.00	34.50
18	34.00	36.50
19	36.00	38.50
20	38.00	40.50
21	40.00	42.50
22	42.00	44.50
23	44.00	46.50
24	46.00	48.50
25	48.00	50.50
26	50.00	52.50
27	52.00	54.50
28	54.00	56.50
29	56.00	58.50
30	58.00	60.50
31	60.00	62.50
32	62.00	64.50
33	64.00	66.50
34	66.00	68.50
35	68.00	70.50
36	70.00	72.50
37	72.00	74.50
38	74.00	76.50
39	76.00	78.50
40	78.00	80.50

Ordering Information

CSFB203 - XX XX A XXX C 1 S X

Plastic specifications
 1=Single row
 2=Dual row
 3=Tripe row
 4=Quadruple

Water code

No. of Pins per Row
 02~40

Positioning column information
 A=No locating post
 B=Round post
 C=Square post

Pin length
 See the drawing

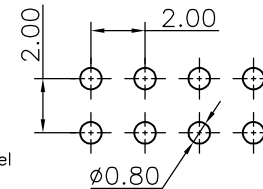
Insulator Material
 A=PBT
 R=Nylon(Halogen Free)
 C=LCP

Color
 1=Black
 2=White
 3=Yellow
 E=Beige

Contact Material
 A/S/K/T=Phosphor Bronze

Packing code
 A=Box
 B=Tray
 C=Tube
 D=Tape&Reel
 G=Acetate Tape+Tube
 H=Acetate Tape+Tape&Reel

Recommended P.C.Board Layout
 (Tolerance: ± 0.05)



A

格稜股份有限公司
Greenconn Corporation

REV.	UNIT.	SCALE.	PAGE.
01	mm	4:1	1/1

GENERAL TOLERANCE	
X.* $\pm 5.0^{\circ}$	X. ± 0.30
.X* $\pm 3.0^{\circ}$.X ± 0.25
.XX* $\pm 2.0^{\circ}$.XX ± 0.15
.XXX* $\pm 1.0^{\circ}$.XXX ± 0.10

DESIGNED:	DATE:
CHECKED:	DATE:
CO SIGNED:	DATE:
APPROVED:	DATE:

DWG. NO.	CSFB203-CAXX
PART NO.	CSFB203-XXXX AXXX X1SX

TITLE.	2.00 FEMALE HEADER DUAL ROW (R/A) TYPE SIDE ENTRY
--------	---

1 2 3 4 5 6 7 8 9

F

E

D

C

B

A

X-ON Electronics

Largest Supplier of Electrical and Electronic Components

Click to view similar products for [Headers & Wire Housings](#) category:

Click to view products by [GREENCONN](#) manufacturer:

Other Similar products are found below :

[0015917161](#) [0022155065](#) [57102-F02-18ULF](#) [58102-G61-06LF](#) [582553-1](#) [01.001.5753.1](#) [0050291907](#) [02.125.8002.8](#) [609-3404](#) [61062-3](#)
[CSU011177004](#) [622-0430](#) [622-3653LF](#) [63453-116](#) [636-1030](#) [636-1427](#) [636-3427](#) [636-4007](#) [641938-9](#) [65495-038](#) [65692-001LF](#) [65781-018](#)
[65781-047](#) [65817-010LF](#) [65817-015LF](#) [67095-007LF](#) [67601157](#) [68631-112](#) [68645-018](#) [699319-000](#) [70.362.1628.0](#) [70-4210](#) [70-4226B](#) [70-](#)
[4853B](#) [71.350.2428.0](#) [733-134](#) [733-162](#) [MHR-64-VUAL](#) [80.063.4001.1](#) [800-90-001-10-001000](#) [801-43-002-10-013000](#) [801-43-006-10-](#)
[002000](#) [803-43-024-10-001000](#) [803-93-012-10-001000](#) [8-1437020-4](#) [819-22-004-30-001101](#) [820-22-006-30-001101](#) [820-22-008-30-001101](#)
[821-22-002-10-001101](#) [821-22-003-10-002101](#)