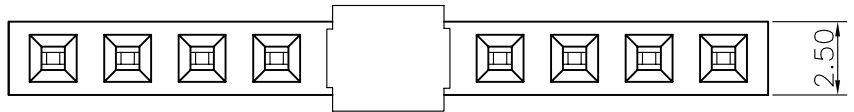
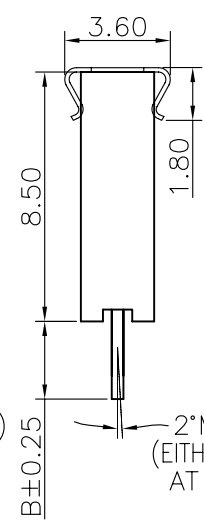
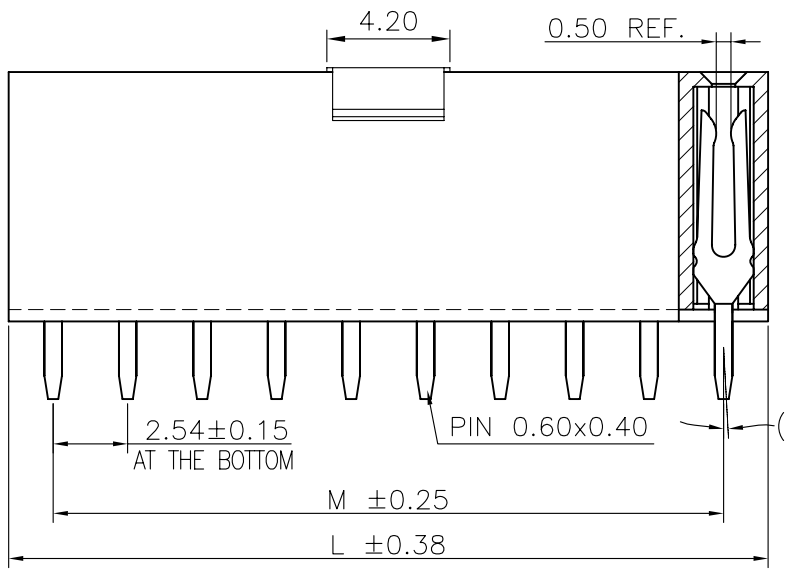


F



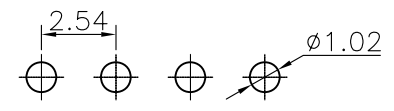
E



Specifications
 Current Rating:3.0Amp
 Insulation Resistance:1000MΩMin.
 Dielectric Withstanding Voltage:600VAC
 Contact Resistance:20mΩMax.
 Operating Temperature:-40°C to +105°C
 Materials
 Contact Material:Phosphor Bronze
 Insulator Material:
 PBT(Not resistant to high temperature),
 Nylon(High temperature resistance),
 LCP(High temperature resistance),
 UL 94V-0
 All materials must meet Greenconn
 hazardous substances control standards.


D

Recommended P.C.Board
 Layout
 (Tolerance:±0.05)



C

Acetate Tape
 ø3.00X0.15



No. of PIN/ROW	Dimension Information	
	M	L
02	2.54	5.58
03	5.08	8.12
04	7.62	10.66
05	10.16	13.20
06	12.70	15.74
07	15.24	18.28
08	17.78	20.82
09	20.32	23.36
10	22.86	25.90
11	25.40	28.44
12	27.94	30.98
13	30.48	33.52
14	33.02	36.06
15	35.56	38.60
16	38.10	41.14
17	40.64	43.68
18	43.18	46.22
19	45.72	48.76
20	48.26	51.30
21	50.80	53.84
22	53.34	56.38
23	55.88	58.92
24	58.42	61.46
25	60.96	64.00
26	63.50	66.54
27	66.04	69.08
28	68.58	71.62
29	71.12	74.16
30	73.66	76.70
31	76.20	79.24
32	78.74	81.78
33	81.28	84.32
34	83.82	86.86
35	86.36	89.40
36	88.90	91.94
37	91.44	94.48
38	93.98	97.02
39	96.52	99.56
40	99.06	102.10

Ordering Information

C SHA101 - XX XX A XXX X

Plastic specifications
 1=Single row
 2=Dual row
 3=Tripe row
 4=Quadruple

Water code

No. of Pins per Row
 02~40

Positioning column information
 A=No locating post
 B=Round post
 C=Square post

Plating code
 01=Tin
 02=Gold Flash
 05=Gold Flash/Tin
 22=Matte Tin

Pin length
 See the drawing

Insulator Material
 A=PBT
 R=Nylon(Halogen Free)
 C=LCP

Color
 1=Black
 2=White
 3=Yellow
 E=Beige

Contact Material
 A/S/K/T=Phosphor Bronze

Packing code
 A=Box
 B=Trey
 C=Tube
 D=Tape&Reel
 E=Cap+Tube
 F=Cap+Tape&Reel
 G=Acetate Tape+Tube
 H=Acetate Tape+Tape&Reel

A

格稜股份有限公司
Greenconn Corporation

GENERAL TOLERANCE	
X.*±5.0°	X.±0.30
.X*±3.0°	.X±0.25
.XX*±2.0°	.XX±0.15
.XXX*±1.0°	.XXX±0.10

DWG. NO.
 CSHA101-CAXX

PART NO.
 CSHA101-XXXX AXXX A1XX

TITLE.
 2.54 FEMALE HEADER
 SINGLE ROW DIP TYPE
 CONNECTOR

REV.	UNIT.	SCALE.	PAGE.
01	mm	4:1	1/1

X-ON Electronics

Largest Supplier of Electrical and Electronic Components

Click to view similar products for [Headers & Wire Housings](#) category:

Click to view products by [GREENCONN](#) manufacturer:

Other Similar products are found below :

[0015917161](#) [0022155065](#) [57102-F02-18ULF](#) [58102-G61-06LF](#) [582553-1](#) [01.001.5753.1](#) [0050291907](#) [02.125.8002.8](#) [609-3404](#) [61062-3](#)
[CSU011177004](#) [622-0430](#) [622-3653LF](#) [63453-116](#) [636-1030](#) [636-1427](#) [636-3427](#) [636-4007](#) [641938-9](#) [65495-038](#) [65692-001LF](#) [65781-018](#)
[65781-047](#) [65817-010LF](#) [65817-015LF](#) [67095-007LF](#) [67601157](#) [68631-112](#) [68645-018](#) [699319-000](#) [70.362.1628.0](#) [70-4210](#) [70-4226B](#) [70-](#)
[4853B](#) [71.350.2428.0](#) [733-134](#) [733-162](#) [760-3052](#) [MHR-64-VUAL](#) [80.063.4001.1](#) [800-90-001-10-001000](#) [801-43-002-10-013000](#)
[801-43-006-10-002000](#) [803-43-024-10-001000](#) [803-93-012-10-001000](#) [8-1437020-4](#) [819-22-004-30-001101](#) [820-22-006-30-001101](#)
[820-22-008-30-001101](#) [821-22-002-10-001101](#)