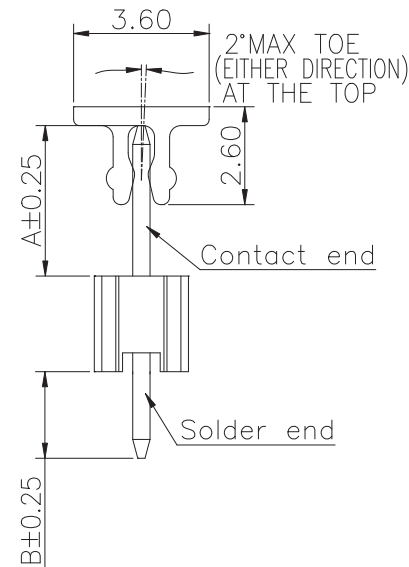
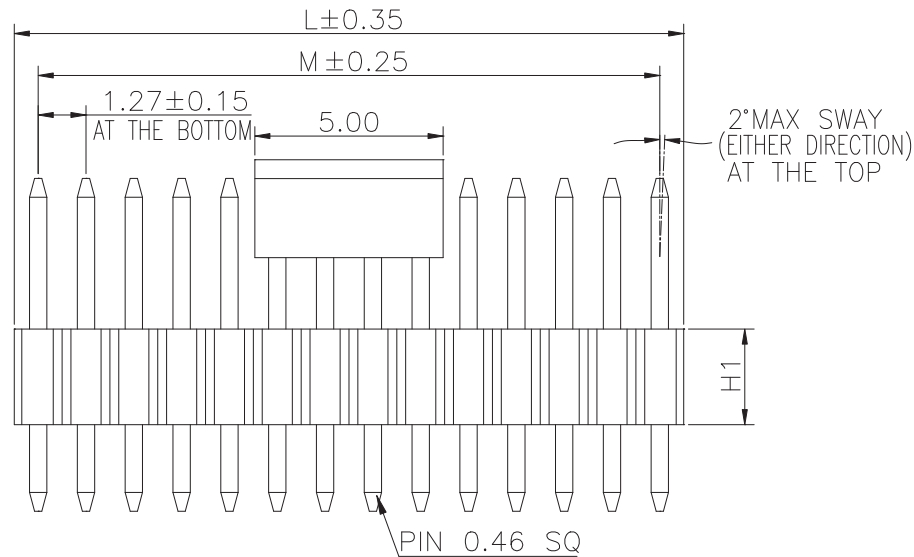
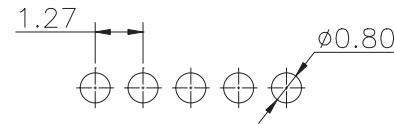


Recommended P.C.Board
Layout
(Tolerance:±0.05)



Specifications
Current Rating:1.0Amp
Insulation Resistance:1000MΩMin.
Dielectric Withstanding Voltage:300VAC
Contact Resistance:20mΩMax.
Operating Temperature:−40°C to +105°C
Materials
Contact Material:Brass
Insulator Material:High Temperature
Thermoplastic, UL 94V−0 LCP
or the equivalent material
All materials must meet Greenconn
hazardous substances control standards.

No. of PIN/ROW	Dimension Information		No. of PIN/ROW	Dimension Information	
	L	M		L	M
02	2.54	1.27	27	34.29	33.02
03	3.81	2.54	28	35.56	34.29
04	5.08	3.81	29	36.83	35.56
05	6.35	5.08	30	38.10	36.83
06	7.62	6.35	31	39.37	38.10
07	8.89	7.62	32	40.64	39.37
08	10.16	8.89	33	41.91	40.64
09	11.43	10.16	34	43.18	41.91
10	12.70	11.43	35	44.45	43.18
11	13.97	12.70	36	45.72	44.45
12	15.24	13.97	37	46.99	45.72
13	16.51	15.24	38	48.26	46.99
14	17.78	16.51	39	49.53	48.26
15	19.05	17.78	40	50.80	49.53
16	20.32	19.05	41	52.07	50.80
17	21.59	20.32	42	53.34	52.07
18	22.86	21.59	43	54.61	53.34
19	24.13	22.86	44	55.88	54.61
20	25.40	24.13	45	57.15	55.88
21	26.67	25.40	46	58.42	57.15
22	27.94	26.67	47	59.69	58.42
23	29.21	27.94	48	60.96	59.69
24	30.48	29.21	49	62.23	60.96
25	31.75	30.48	50	63.50	62.23
26	33.02	31.75			

Ordering Information

G PEA1XX - XX XX A XXX C 1 Z X

Plastic specifications
1=Single row
2=Dual row
3=Tripe row
4=Quadruple

Water code
01:H1=2.54
02:H1=3.00
03:H1=1.70
15:H1=1.40

No. of Pins per Row
02~50

Positioning column information
A=No locating post
B=Round post
C=Square post

Plating code
01=Tin
02=Gold Flash
05=Gold Flash/Tin
22=Matte Tin

Pin length
See the drawing

Insulator Material
A=PBT
R=Nylon(Halogen Free)
C=LCP

Color
1=Black
2=White
3=Yellow
E=Beige

Contact Material
A/S/K/T=Phosphor Bronze
B/Z/H/W=Brass

Packing code
A=Box
B=Tray
C=Tube
D=Tape&Reel
E=Cap+Tube
F=Cap+Tape&Reel
G=Acetate Tape+Tube
H=Acetate Tape+Tape&Reel

格稜股份有限公司
Greenconn Corporation

GENERAL TOLERANCE

X.*±5.0°	.X±0.30
.X*±3.0°	.X±0.25
.XX*±2.0°	.XX±0.15
.XXX*±1.0°	.XXX±0.10

DWG. NO.

GPEA1XX-CAXXCZ

PART NO.

GPEA1XX-XX XX AXXXC1ZX

TITLE.

1.27 PIN HEADER
SINGLE ROW DIP TYPE
CONNECTOR

REV.	UNIT.	SCALE.	PAGE.	
01	mm	5:1	1/1	

X-ON Electronics

Largest Supplier of Electrical and Electronic Components

Click to view similar products for [Headers & Wire Housings](#) category:

Click to view products by [GREENCONN](#) manufacturer:

Other Similar products are found below :

[0015917161](#) [0022155065](#) [57102-F02-18ULF](#) [58102-G61-06LF](#) [582553-1](#) [01.001.5753.1](#) [0050291907](#) [02.125.8002.8](#) [609-3404](#) [61062-3](#)
[CSU011177004](#) [622-0430](#) [622-3653LF](#) [63453-116](#) [636-1030](#) [636-1427](#) [636-3427](#) [636-4007](#) [641938-9](#) [65495-038](#) [65692-001LF](#) [65781-018](#)
[65781-047](#) [65817-010LF](#) [65817-015LF](#) [67095-007LF](#) [67601157](#) [68631-112](#) [68645-018](#) [699319-000](#) [70.362.1628.0](#) [70-4210](#) [70-4226B](#) [70-](#)
[4853B](#) [71.350.2428.0](#) [733-134](#) [733-162](#) [760-3052](#) [MHR-64-VUAL](#) [80.063.4001.1](#) [800-90-001-10-001000](#) [801-43-002-10-013000](#)
[801-43-006-10-002000](#) [803-43-024-10-001000](#) [803-93-012-10-001000](#) [8-1437020-4](#) [819-22-004-30-001101](#) [820-22-006-30-001101](#)
[820-22-008-30-001101](#) [821-22-002-10-001101](#)