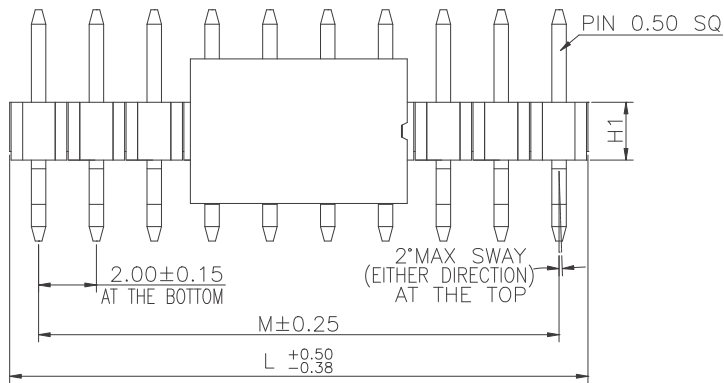


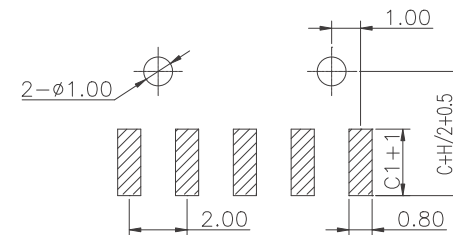
1 2 3 4 5 6 7 8 9

F

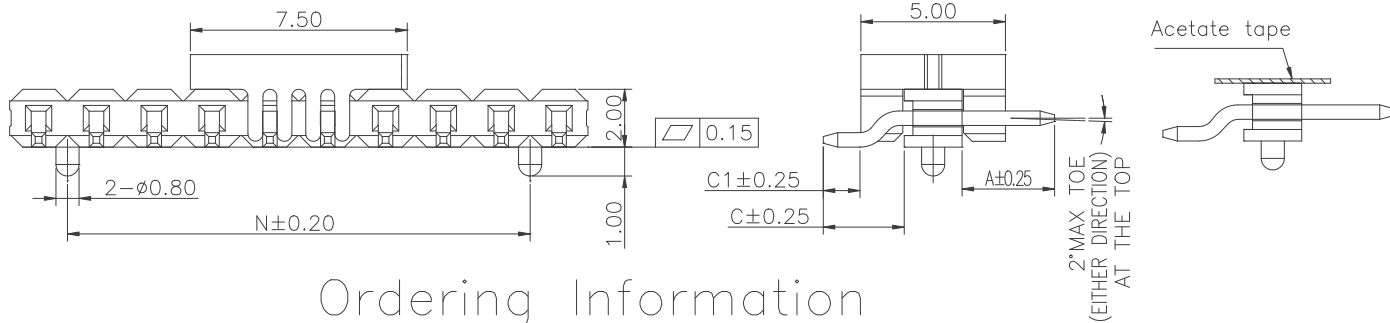


Specifications
 Current Rating: 2.0Amp
 Insulation Resistance: 1000MΩMin.
 Dielectric Withstanding Voltage: 500VAC
 Contact Resistance: 20mΩMax.
 Operating Temperature: -40°C to +105°C
 Materials
 Contact Material:
 Brass (Pin length less than 25mm)
 Phosphor Bronze (The total length of pin is more than 25mm)
 Insulator Material:
 Nylon (High temperature resistance),
 LCP (High temperature resistance),
 UL 94V-0
 All materials must meet Greenconn hazardous substances control standards.

Recommended P.C.Board Layout
 (Tolerance: ±0.05)



D



No. of PIN/ROW	Dimension Information		
	M	L	N
02	2.00	4.00	
03	4.00	6.00	2.00
04	6.00	8.00	4.00
05	8.00	10.00	6.00
06	10.00	12.00	8.00
07	12.00	14.00	10.00
08	14.00	16.00	12.00
09	16.00	18.00	14.00
10	18.00	20.00	16.00
11	20.00	22.00	18.00
12	22.00	24.00	20.00
13	24.00	26.00	22.00
14	26.00	28.00	24.00
15	28.00	30.00	26.00
16	30.00	32.00	28.00
17	32.00	34.00	30.00
18	34.00	36.00	32.00
19	36.00	38.00	34.00
20	38.00	40.00	36.00
21	40.00	42.00	38.00
22	42.00	44.00	40.00
23	44.00	46.00	42.00
24	46.00	48.00	44.00
25	48.00	50.00	46.00
26	50.00	52.00	48.00
27	52.00	54.00	50.00
28	54.00	56.00	52.00
29	56.00	58.00	54.00
30	58.00	60.00	56.00
31	60.00	62.00	58.00
32	62.00	64.00	60.00
33	64.00	66.00	62.00
34	66.00	68.00	64.00
35	68.00	70.00	66.00
36	70.00	72.00	68.00
37	72.00	74.00	70.00
38	74.00	76.00	72.00
39	76.00	78.00	74.00
40	78.00	80.00	76.00

C

Ordering Information

G PFD1XX - XX XX A XXX C 1 A X

Plastic specifications
 1=Single row
 2=Dual row
 3=Tripe row
 4=Quadruple

Water code
 01:H1=2.00
 02:H1=1.50

No. of Pins per Row
 02~40

Positioning column information
 A=No locating post
 B=Round post
 C=Square post

Plating code
 01=Tin
 02=Gold Flash
 05=Gold Flash/Tin
 22=Matte Tin

Pin length
 See the drawing

Insulator Material
 R=Nylon(Halogen Free)
 C=LCP

Color
 1=Black
 2=White
 3=Yellow
 E=Beige

Contact Material
 A/S/K/T=Phosphor Bronze
 B/Z/H/W=Brass

Packing code
 A=Box
 B=Tray
 C=Tube
 D=Tape&Reel
 E=Cap+Tube
 F=Cap+Tape&Reel
 G=Acetate Tape+Tube
 H=Acetate Tape+Tape&Reel

A

格稜股份有限公司
Greenconn Corporation

GENERAL TOLERANCE

X.*±5.0°	X.±0.30
.X*±3.0°	.X±0.25
.XX*±2.0°	.XX±0.15
.XXX*±1.0°	.XXX±0.10

DWG. NO.

GPFD1XX-CBXX

PART NO.

GPFD1XX-XXXX BXXX X1XX

TITLE.

2.00 PIN HEADER
 SINGLE ROW SMT TYPE
 CONNECTOR

REV.	UNIT.	SCALE.	PAGE.
01	mm	5:1	1/1

1 2 3 4 5 6 7 8 9

X-ON Electronics

Largest Supplier of Electrical and Electronic Components

Click to view similar products for [Headers & Wire Housings](#) category:

Click to view products by [GREENCONN](#) manufacturer:

Other Similar products are found below :

[0015917161](#) [0022155065](#) [57102-F02-18ULF](#) [58102-G61-06LF](#) [582553-1](#) [01.001.5753.1](#) [0050291907](#) [02.125.8002.8](#) [609-3404](#) [61062-3](#)
[CSU011177004](#) [622-0430](#) [622-3653LF](#) [63453-116](#) [636-1030](#) [636-1427](#) [636-3427](#) [636-4007](#) [641938-9](#) [65495-038](#) [65692-001LF](#) [65781-018](#)
[65781-047](#) [65817-010LF](#) [65817-015LF](#) [67095-007LF](#) [67601157](#) [68631-112](#) [68645-018](#) [699319-000](#) [70.362.1628.0](#) [70-4210](#) [70-4226B](#) [70-](#)
[4853B](#) [71.350.2428.0](#) [733-134](#) [733-162](#) [MHR-64-VUAL](#) [80.063.4001.1](#) [800-90-001-10-001000](#) [801-43-002-10-013000](#) [801-43-006-10-](#)
[002000](#) [803-43-024-10-001000](#) [803-93-012-10-001000](#) [8-1437020-4](#) [819-22-004-30-001101](#) [820-22-006-30-001101](#) [820-22-008-30-001101](#)
[821-22-002-10-001101](#) [821-22-003-10-002101](#)