

1

2

3

4

5

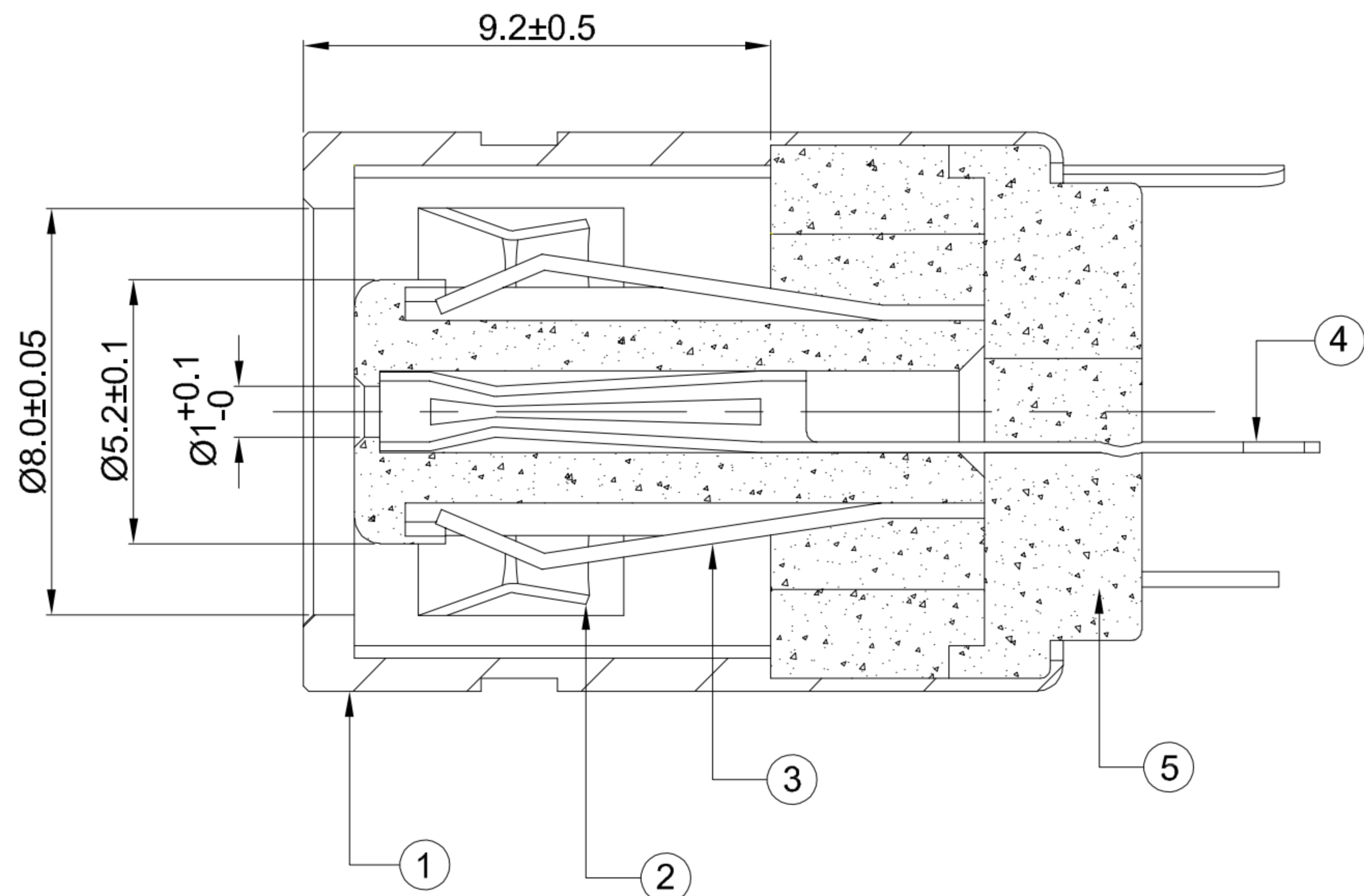
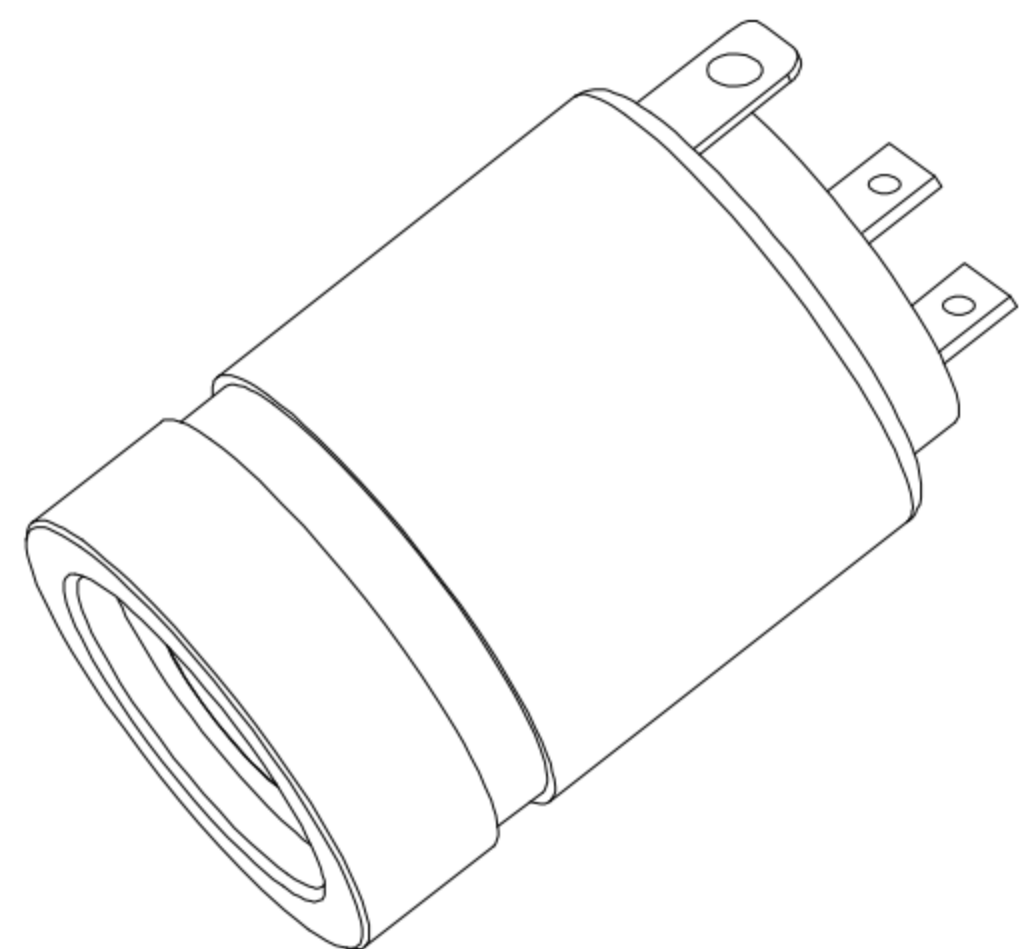
A

B

C

D

E



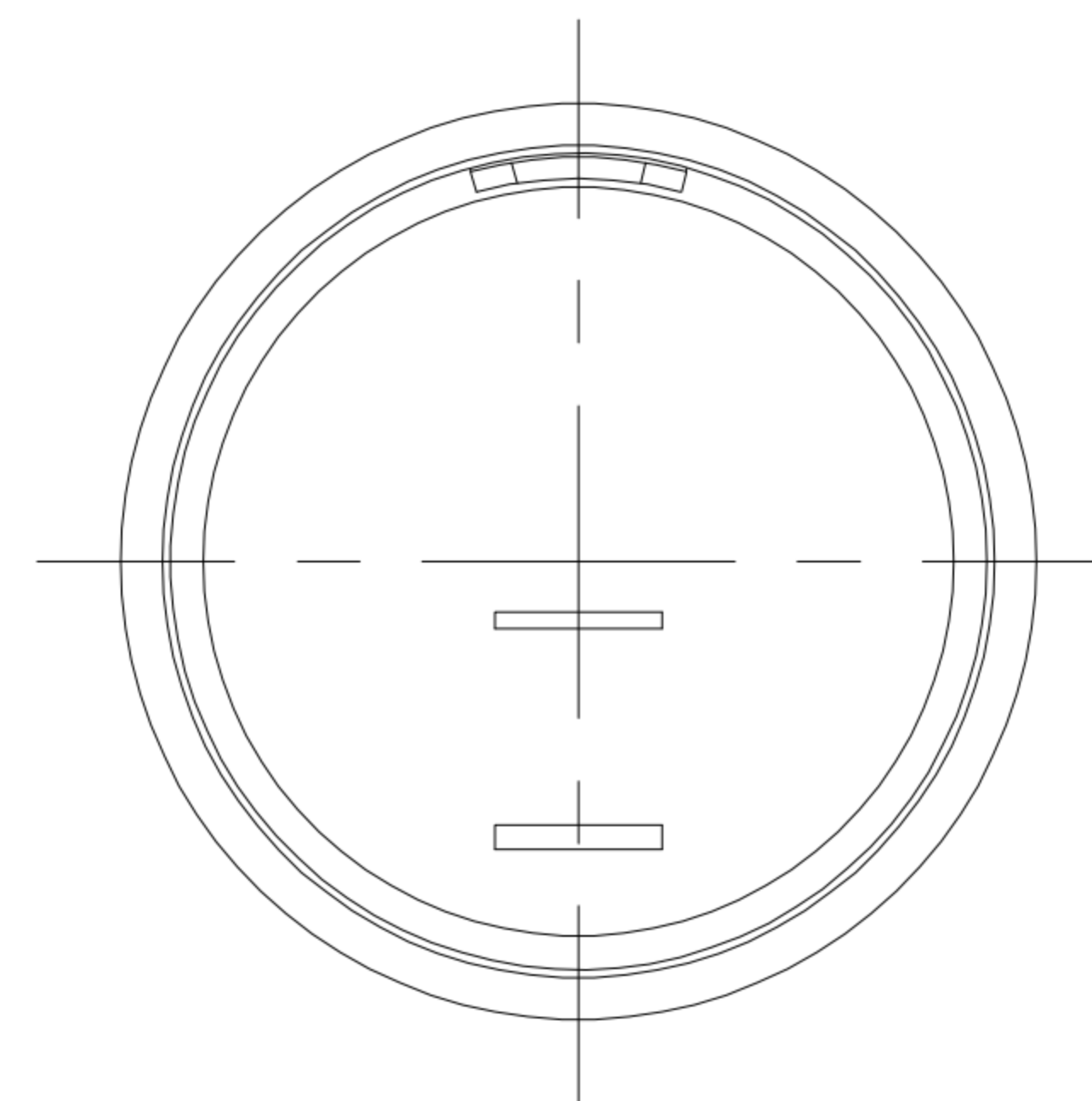
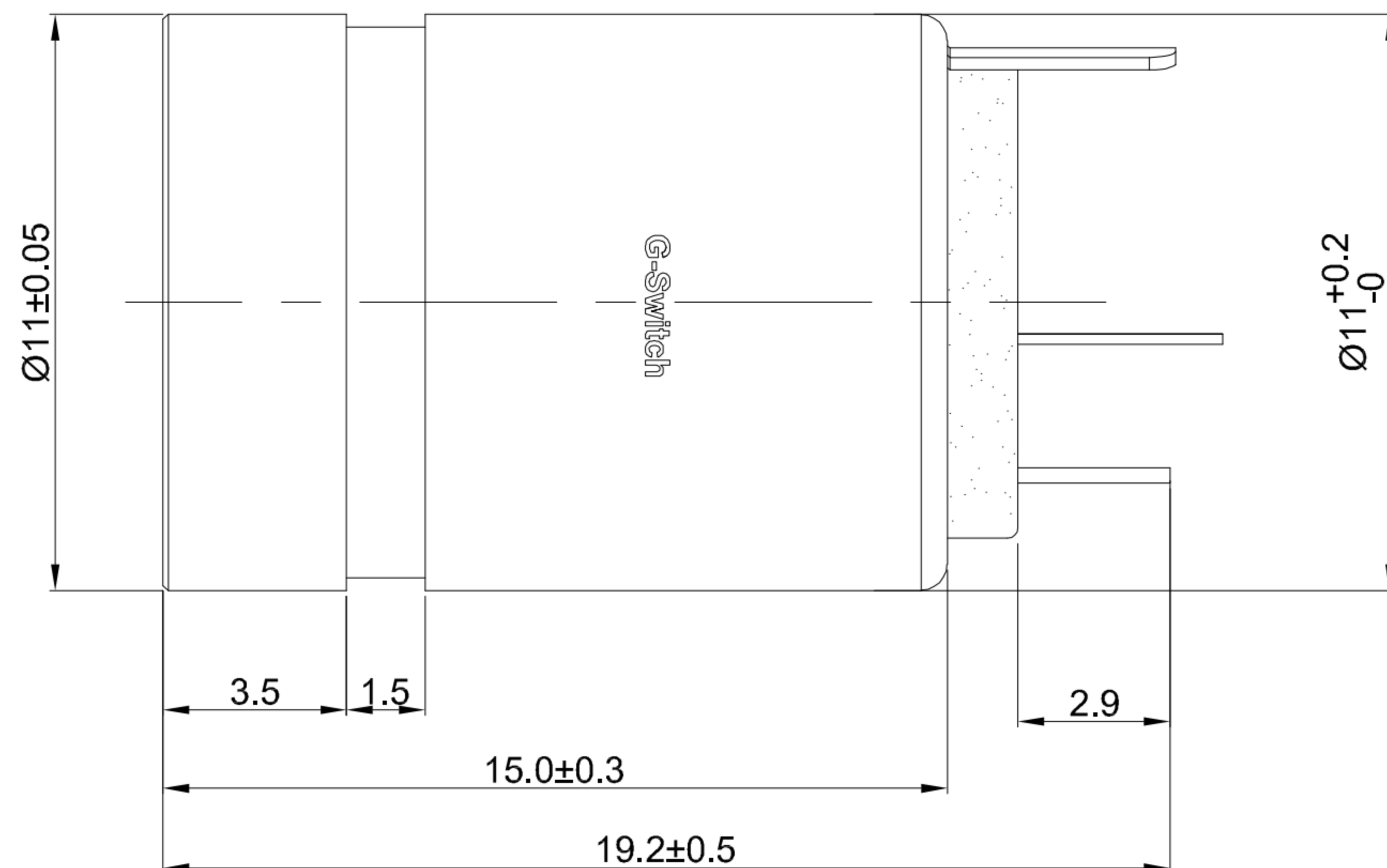
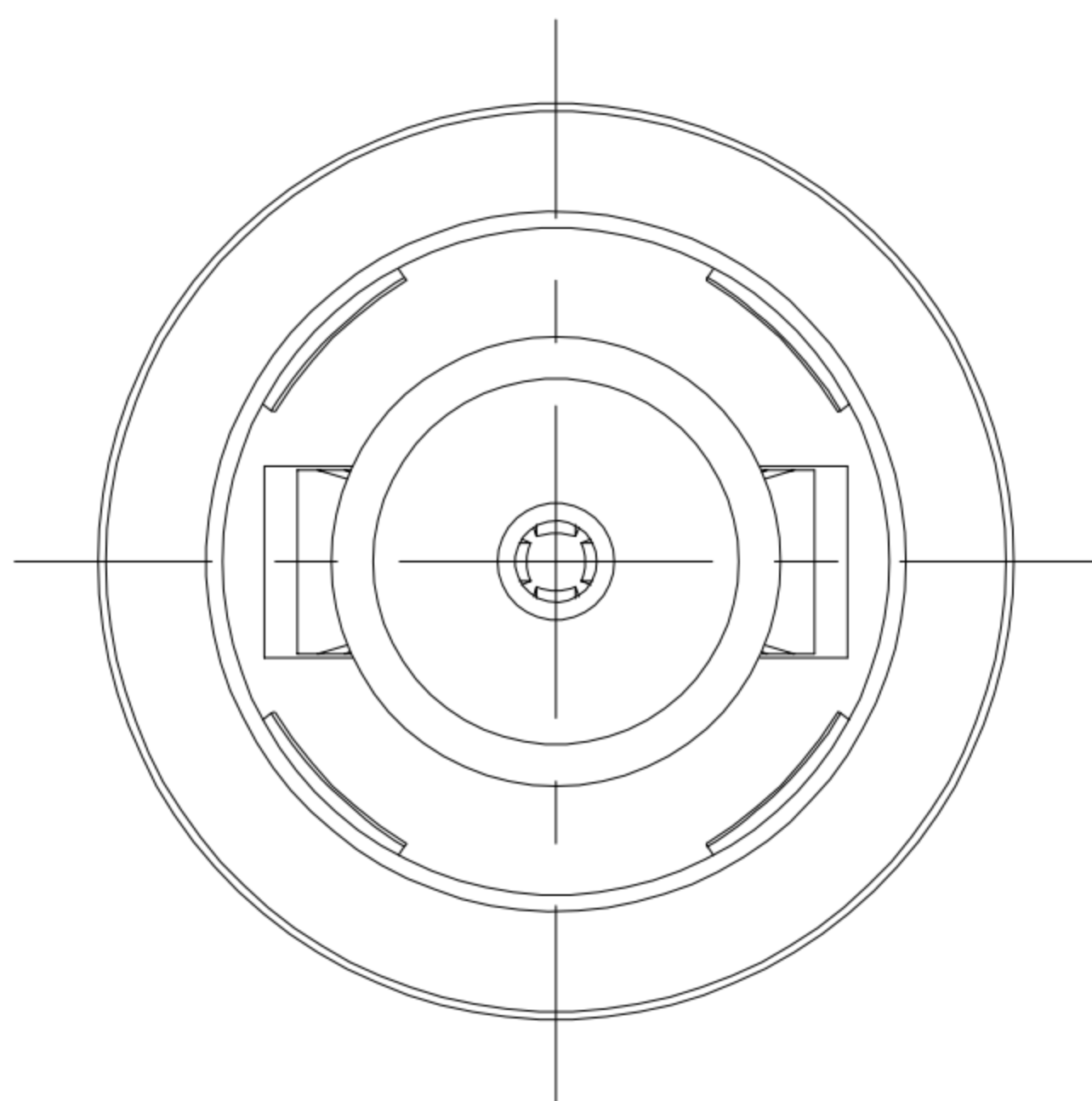
1

2

3

4


5



G-Switch Specification:

1. Operating temperature range: -40°C ~ +85°C
2. Rated load: 10A 24V DC.
3. Insulation resistance: 100MΩ min
4. Withstand voltage: 500V AC/min
5. Contact resistance: 30mΩ max
6. Durability cycle: 5000 Cycles
7. Insertion and extraction force: 3-30N

1	SHELL	BRASS(C3604)	Ni PLATING
2	SPRING	BRASS(C5191)	Ni PLATING
3	CONTACT	BRASS(C5191)	Ni PLATING
4	PIN	BRASS(C3604)	Ni PLATING
5	BASE	HIGH TEMPERATURE PLASTIC	PBT BLACK
NO.	PART NAME	MATERIAL	REMARK



RoHS
Compliant
EU RoHS Standards



SCALE: 1:1
UNIT: mm
SIZE: A4

Unless otherwise
General tolerance:
X ±0.40
X.x ±0.30
X.xx ±0.20
X° ±5°
X.x° ±3°

Title: Soldered Type DC Power Jack 7909
Ø1.1mm L=16.3 Ø1.0mm

Molde Code: DC-S026A-D010-10A

DRAWN	CHECKED	APPROVED	DATE
Xia	Chen	Chen	2023.02.01



REV: A0 SHEET: 1/1

X-ON Electronics

Largest Supplier of Electrical and Electronic Components

Click to view similar products for [DC Power Connectors](#) category:

Click to view products by [G-Switch](#) manufacturer:

Other Similar products are found below :

[163-0308-EX](#) [163-4012-EX](#) [163-4117-EX](#) [163-MJ22-EX](#) [171-0721-EX](#) [KLDX-SMT-0202-BPTR](#) [163-0179-EX](#) [163-4015-EX](#) [171-0722-E](#)
[K596](#) [KLD-0201-BC](#) [4C6831AX](#) [LCB60PW-M](#) [LCB30PW-M](#) [LCB60PB-M](#) [LCC30PB-M](#) [LCB50PW-M](#) [LCB50-M](#) [LCB60-F](#) [LCC30-M](#)
[LCB40PW-M](#) [LCC30PW-M](#) [LCB50-F](#) [LCB40-F](#) [LCC40-M](#) [LCC40PB-M](#) [LCB40PB-M](#) [LCC40-F](#) [LCB60-M](#) [LCC40PW-M](#) [LCB50PB-M](#)
[513820200](#) [DC-S014A-D025-20A](#) [DC007B-2.5-J](#) [DC005-2.5](#) [DC005-2.5-T](#) [DC-S019A-D025-10A](#) [DC007B-2.0](#) [DC-018-2.5A-2.5](#) [DC-005-](#)
[A25](#) [DC-005-A20](#) [DC-002-100](#) [DC-031A-130](#) [DC-031A-100](#) [DC-003A-130](#) [DC-045-130](#) [DC-192-130](#) [DC-033-130](#) [DC-011-100](#) [DC-002F-](#)
[130](#)