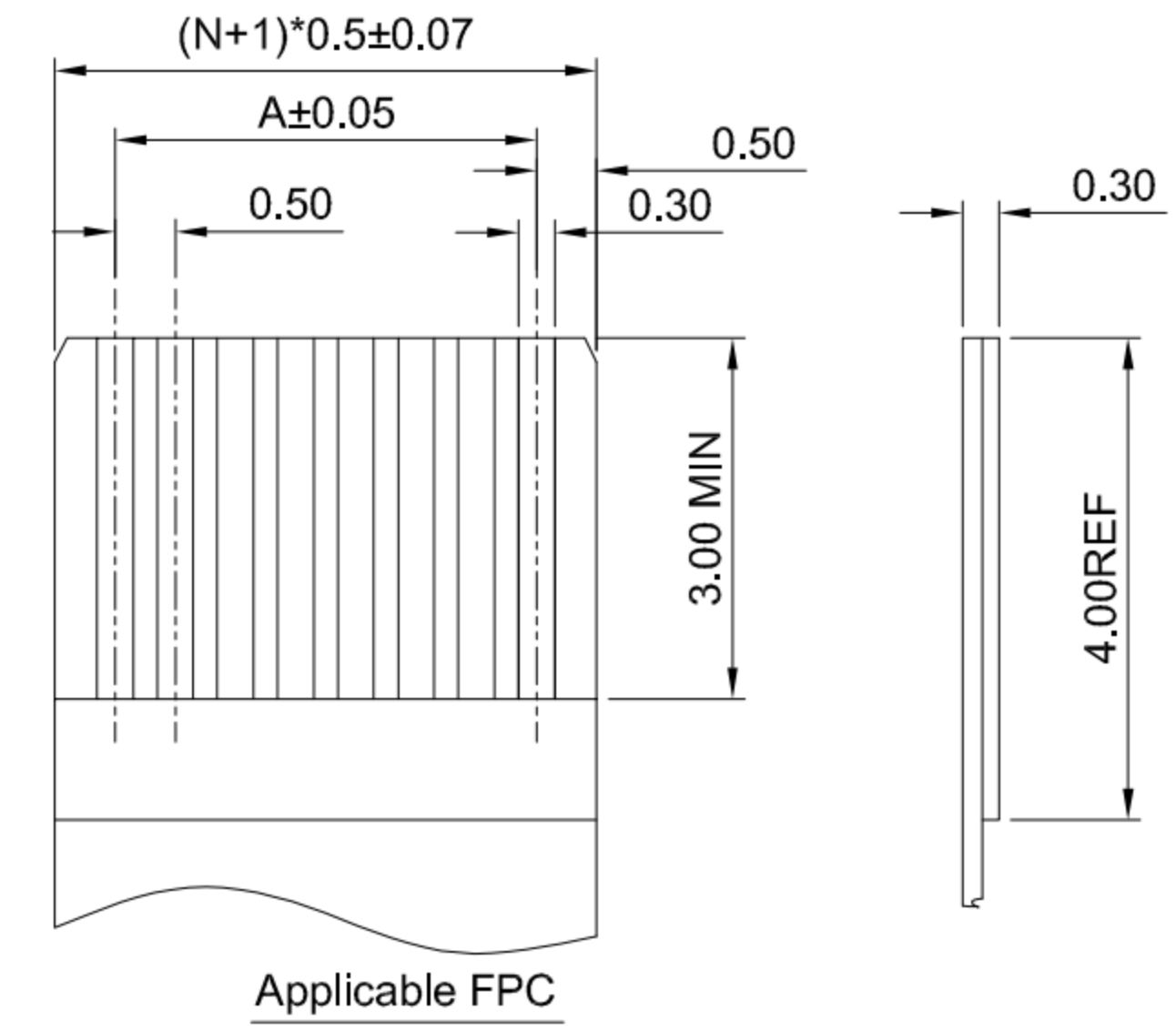
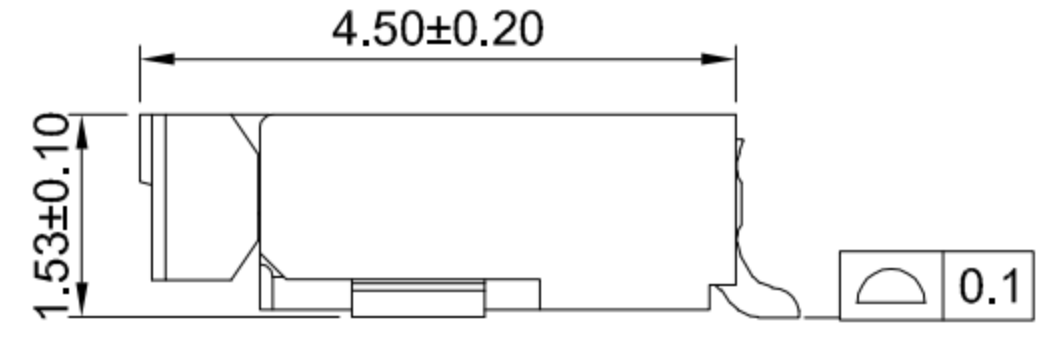
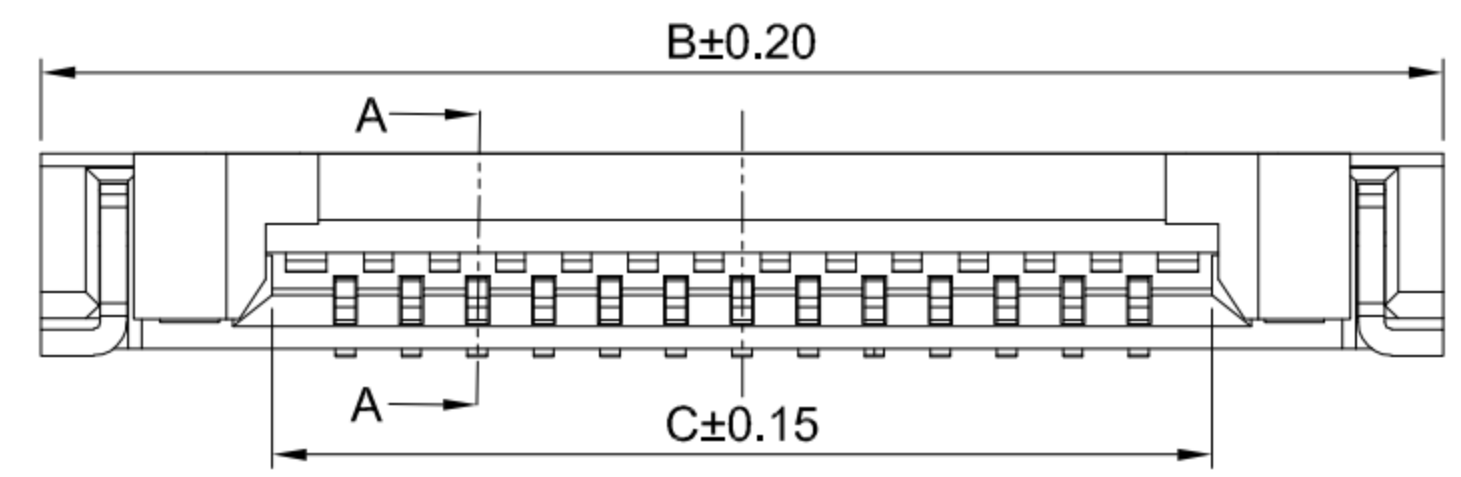


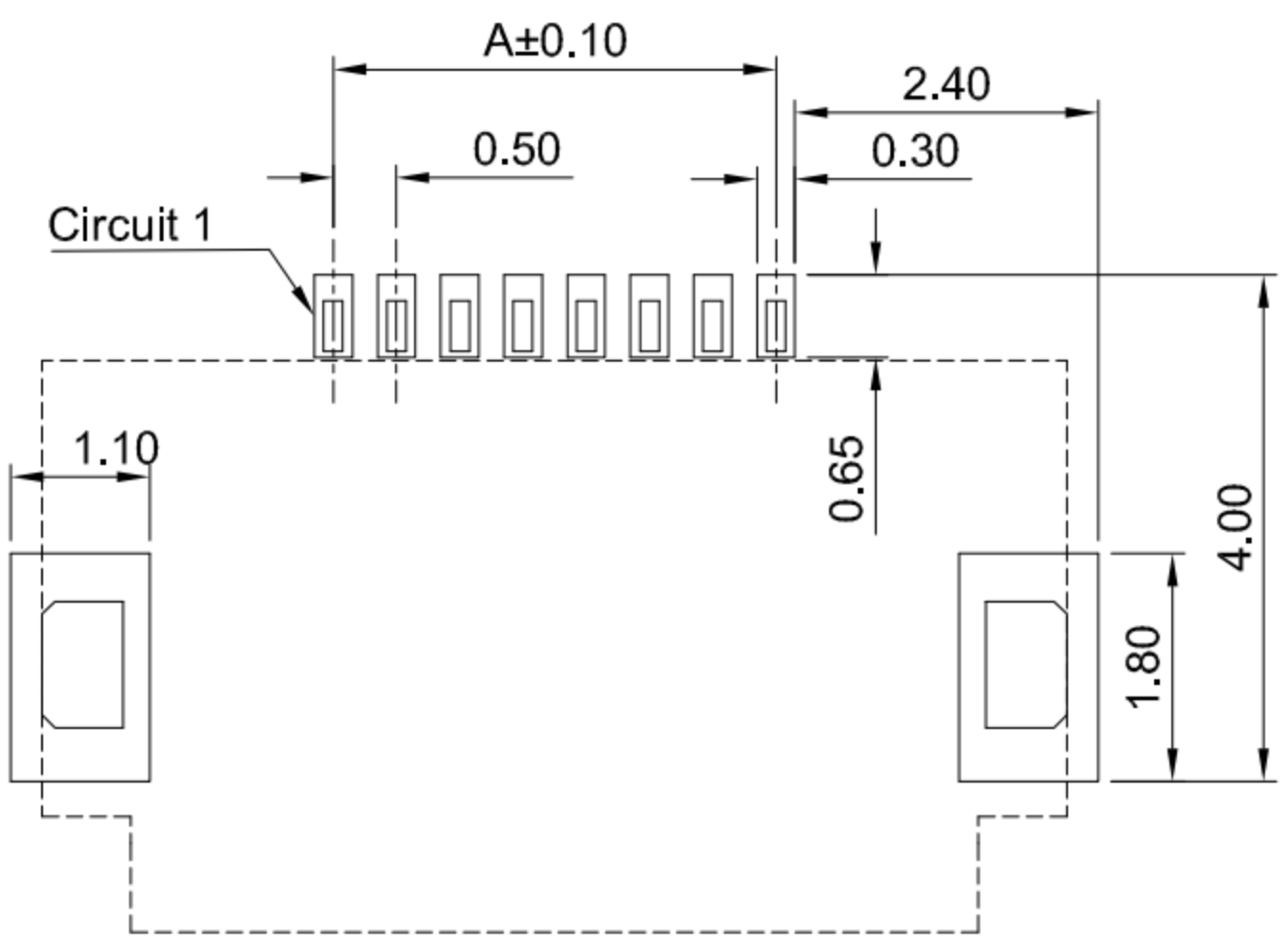
SECTION:A-A

G-Switch Specification:

1. Current rated: 0.5A AC/DC
2. Voltage rating: 50V AC/DC
3. Withstanding voltage: 250V AC
4. Contact resistance: 40mΩ max.
5. Insulation resistance: 500MΩ min
6. Durability cycle: 20Cycles
7. Removal force: 0.03kgf/Pin min
8. Operating temperature range: -25°C ~ +85°C



Applicable FPC



RECOMMEND PCB LAYOUT

TOLERANCE: ±0.05

GT-F0509 S R 15 -XX X XX 01

- G-Switch**
- Series No**
- Termipoint**
S-SMT
- Angle**
R-90°
- Terminal Plating**
01-G/F
- Housing Colour**
S-Nature
- Pin Q' PY**
04~40
- Height**
15-1.5mm

Circuit	Dimensions(mm)			Circuit	Dimensions(mm)			Circuit	Dimensions(mm)		
	A	B	C		A	B	C		A	B	C
4	1.50	6.10	2.57	24	11.50	16.10	12.57	44	21.50	26.10	22.57
5	2.00	6.60	3.07	25	12.00	16.60	13.07	45	22.00	26.60	23.07
6	2.50	7.10	3.57	26	12.50	17.10	13.57	46	22.50	27.10	23.57
7	3.00	7.60	4.07	27	13.00	17.60	14.07	47	23.00	27.60	24.07
8	3.50	8.10	4.57	28	13.50	18.10	14.57	48	23.50	28.10	24.57
9	4.00	8.60	5.07	29	14.00	18.60	15.07	49	24.00	28.60	25.07
10	4.50	9.10	5.57	30	14.50	19.10	15.57	50	24.50	29.10	25.57
11	5.00	9.60	6.07	31	15.00	19.60	16.07	51	25.00	29.60	26.07
12	5.50	10.10	6.57	32	15.50	20.10	16.57	52	25.50	30.10	26.57
13	6.00	10.60	7.07	33	16.00	20.60	17.07	53	26.00	30.60	27.07
14	6.50	11.10	7.57	34	16.50	21.10	17.57	54	26.50	31.10	27.57
15	7.00	11.60	8.07	35	17.00	21.60	18.07	55	27.00	31.60	28.07
16	7.50	12.10	8.57	36	17.50	22.10	18.57	56	27.50	32.10	28.57
17	8.00	12.60	9.07	37	18.00	22.60	19.07	57	28.00	32.60	29.07
18	8.50	13.10	9.57	38	18.50	23.10	19.57	58	28.50	33.10	29.57
19	9.00	13.60	10.07	39	19.00	23.60	20.07	59	29.00	33.60	30.07
20	9.50	14.10	10.57	40	19.50	24.10	20.57	60	29.50	34.10	30.57
21	10.00	14.60	11.07	41	20.00	24.60	21.07	65	32.00	36.60	33.07
22	10.50	15.10	11.57	42	20.50	25.10	21.57	68	33.50	38.10	34.57
23	11.00	15.60	12.07	43	21.00	25.60	22.07	---	---	---	---

NO.	PART NAME	MATERIAL	REMARK
4	SOLDER TABS	BRASS	MATTE Tin
3	CONTACT	PHOSPHOR BRONZE	Gold-flash on contact area
2	COVER	LCP,94V-0	BLACK
1	HOUSING	LCP,94V-0	NATURE



SCALE: UNIT: mm
 SIZE: A4

Unless otherwise General Tolerance:
 X ±0.40
 X.x ±0.30
 X.xx ±0.20
 X* ±5°
 X.x° ±3°

Title: FPC 0.5 Pitch 90° SMT Type
H1.50mm connector

Molde Code: GT-F0509SR15-XXXXX01

DRAWN	CHECKED	APPROVED	DATE
Xia	Chen	Chen	2022.12.28



REV: A0 SHEET: 1/1

X-ON Electronics

Largest Supplier of Electrical and Electronic Components

Click to view similar products for [FFC & FPC Connectors](#) category:

Click to view products by [G-Switch](#) manufacturer:

Other Similar products are found below :

[00-6200-227-022-800](#) [006205250500825+](#) [006205280500825+](#) [FPH-1602G](#) [086222026001800](#) [52610-0675](#) [62674-201121DLF](#) [52746-1671-TR250](#) [10051922-1610EHLF](#) [10051922-2810EHLF](#) [686322124422](#) [XF3M-2915-1B-R100](#) [AYF353125A](#) [AYF530665TA](#) [AYF534065TA](#) [20FLH-RSM1-TB](#) [PCA-7F-25-HL-3-G](#) [207356-1](#) [52807-0430](#) [502250-8027](#) [FH28K-40S-0.5SH](#) [200528-0260](#) [FH28K-10S-0.5SH](#) [501951-1250](#) [X05B20U43T](#) [0.5K-DX-30PWB](#) [DS1020-08-10VBT12](#) [THD0515-34CL-GF](#) [X05A10L28G](#) [ECC2841061EU](#) [20539-030E-01](#) [1.0K-DHQX-16PWB](#) [1.0K-DHQX-30PWB](#) [1775333-6](#) [10054365-202110ELF](#) [10054365-242110ELF](#) [10054365-282110ELF](#) [10064555-392220HLF](#) [59453-041110EBHLF](#) [59453-091110EDHLF](#) [62674-241141ALF](#) [62684-432100ALF](#) [62684-451100AHLF](#) [62684-5721N0ALF](#) [HFW11R-1STE1MTLF](#) [HFW12R-1STE9LF](#) [HFW14R-1STE9MTLF](#) [HFW18S-2STE9LF](#) [HFW20R-1STAE1HLF](#) [HFW20R-1STE1MTLF](#)