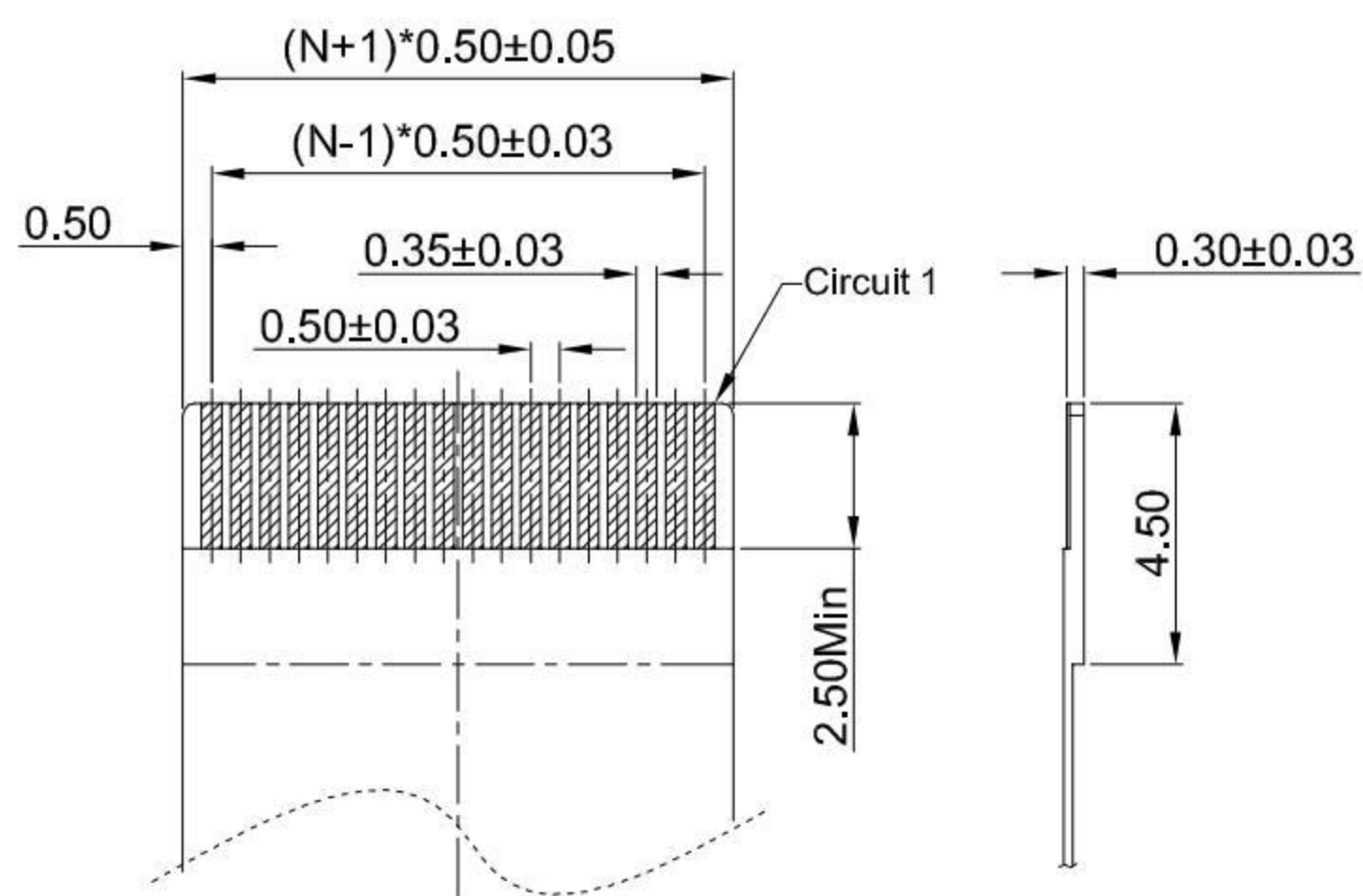
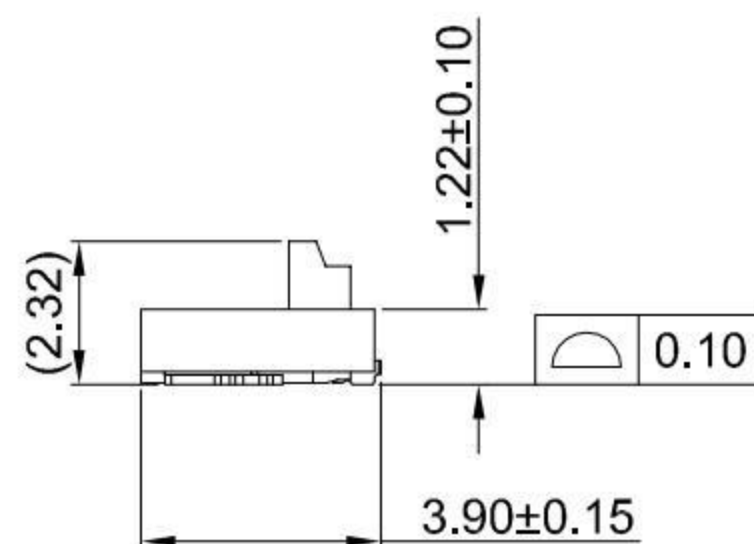
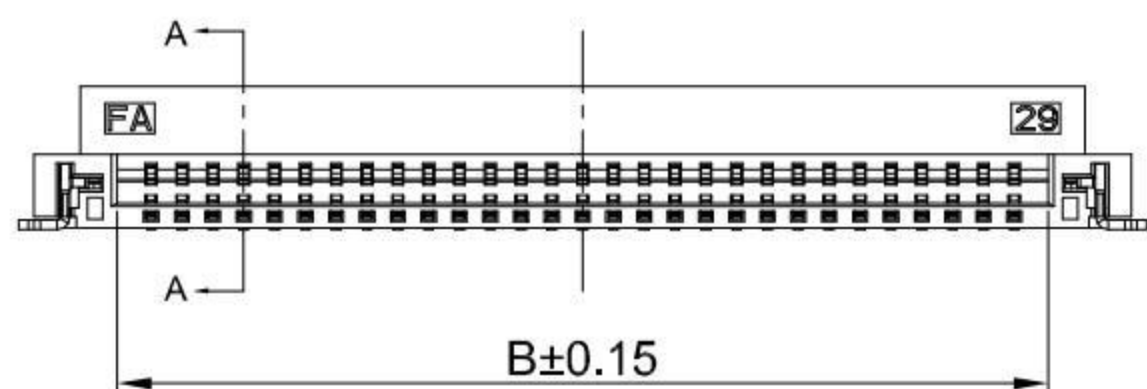
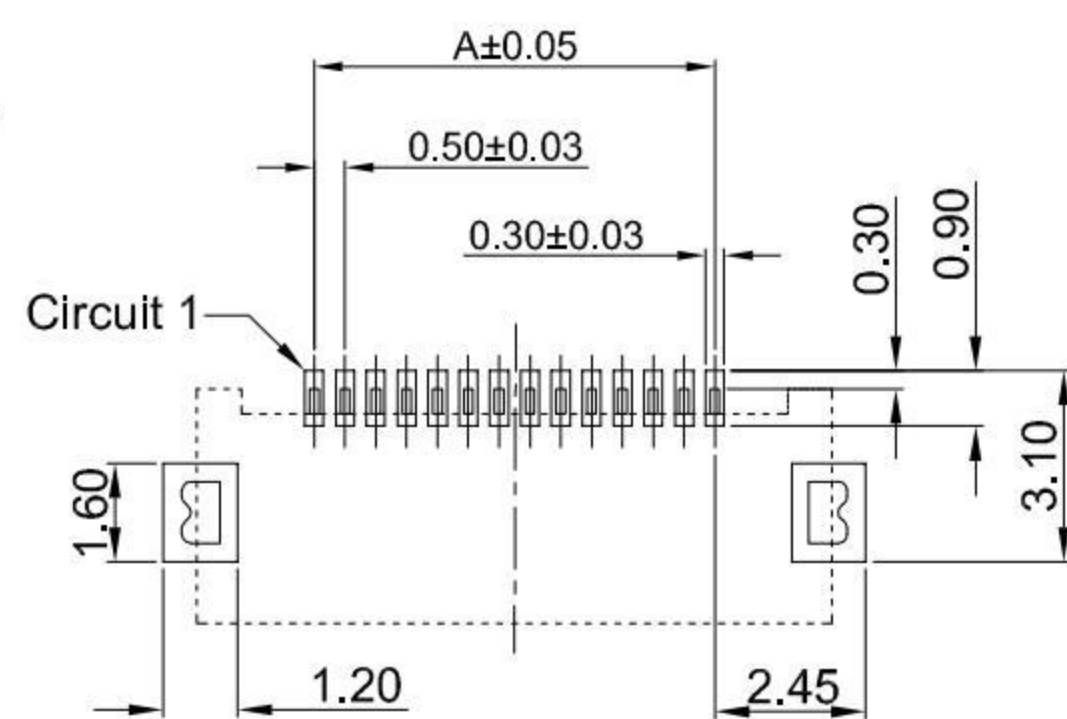


SECTION:A-A



APPLICABLE FPC



RECOMMENDED PCB LAYOUT
TOLERANCE:±0.05

G-Switch Specification:

- 1.Current rated: 0.5A AC/DC
- 2.Voltage rating: 50V AC/DC
- 3.Withstanding voltage: 250V AC
- 4.Contact resistance: 30mΩ max.
- 5.Insulation resistance: 100MΩ min
- 6.Durability cycle: 30Cycles
- 7.Removal force: 0.02kgf/Pin min
- 8.Operating temperature range: -25°C ~ +85°C



GT-F0511 S R 12 -XX X XX 01

- G-Switch
- Series No
- Termipoint
S-SMT
- Angle
R-90°
- Terminal Plating
01-G/F
- Housing Colour
S-Nature
- Pin Q' PY
04~60
- Height
12-1.22mm

Ordering Information:

Circuit	Dimensions(mm)				Circuit	Dimensions(mm)				Circuit	Dimensions(mm)			
	A	B	C	D		A	B	C	D		A	B	C	D
04	1.50	2.60	5.80	5.30	23	11.00	12.10	15.30	14.80	42	20.50	21.60	24.80	24.30
05	2.00	3.10	6.30	5.80	24	11.50	12.60	15.80	15.30	43	21.00	22.10	25.30	24.80
06	2.50	3.60	6.80	6.30	25	12.00	13.10	16.30	15.80	44	21.50	22.60	25.80	25.30
07	3.00	4.10	7.30	6.80	26	12.50	13.60	16.80	16.30	45	22.00	23.10	26.30	25.80
08	3.50	4.60	7.80	7.30	27	13.00	14.10	17.30	16.80	46	22.50	23.60	26.80	26.30
09	4.00	5.10	8.30	7.80	28	13.50	14.60	17.80	17.30	47	23.00	24.10	27.30	26.80
10	4.50	5.60	8.80	8.30	29	14.00	15.10	18.30	17.80	48	23.50	24.60	27.80	27.30
11	5.00	6.10	9.30	8.80	30	14.50	15.60	18.80	18.30	49	24.00	25.10	28.30	27.80
12	5.50	6.60	9.80	9.30	31	15.00	16.10	19.30	18.80	50	24.50	25.60	28.80	28.30
13	6.00	7.10	10.30	9.80	32	15.50	16.60	19.80	19.30	51	25.00	26.10	29.30	28.80
14	6.50	7.60	10.80	10.30	33	16.00	17.10	20.30	19.80	52	25.50	26.60	29.80	29.30
15	7.00	8.10	11.30	10.80	34	16.50	17.60	20.80	20.30	53	26.00	27.10	30.30	29.80
16	7.50	8.60	11.80	11.30	35	17.00	18.10	21.30	20.80	54	26.50	27.60	30.80	30.30
17	8.00	9.10	12.30	11.80	36	17.50	18.60	21.80	21.30	55	27.00	28.10	31.30	30.80
18	8.50	9.60	12.80	12.30	37	18.00	19.10	22.30	21.80	56	27.50	28.60	31.80	31.30
19	9.00	10.10	13.30	12.80	38	18.50	19.60	22.80	22.30	57	28.00	29.10	32.30	31.80
20	9.50	10.60	13.80	13.30	39	19.00	20.10	23.30	22.80	58	28.50	29.60	32.80	32.30
21	10.00	11.10	14.30	13.80	40	19.50	20.60	23.80	23.30	59	29.00	30.10	33.30	32.80
22	10.50	11.60	14.80	14.30	41	20.00	21.10	24.30	23.80	60	29.50	30.60	33.80	33.30

SCALE: 1:1 UNIT: mm

SIZE: A4

Title: FPC 0.50mm Pitch 90° H1.20mm
SMT Type Back Flip Connector

Unless otherwise
General Tolerance:

X	±0.40
X.x	±0.30
X.xx	±0.20
X°	±5°
X.x°	±3°

Molde Code: GT-F0511SR12-XXXXX01

DRAWN	CHECKED	APPROVED	DATE
Jiang	Hu	Chen	2021.06.28



REV: A0 SHEET: 1/1

4	SOLDER TABS	PHOSPHOR BRONZE	MATTE Tin
3	CONTACT	PHOSPHOR BRONZE	Gold-Flash On Contact Area
2	COVER	LCP,94V-0	BLACK
1	HOUSING	LCP,94V-0	NATURE
NO.	PART NAME	MATERIAL	REMARK



X-ON Electronics

Largest Supplier of Electrical and Electronic Components

Click to view similar products for [FFC & FPC Connectors](#) category:

Click to view products by [G-Switch](#) manufacturer:

Other Similar products are found below :

[00-6200-227-022-800](#) [006205250500825+](#) [006205280500825+](#) [FPH-1602G](#) [086222026001800](#) [52610-0675](#) [62674-201121DLF](#) [52746-1671-TR250](#) [10051922-1610EHLF](#) [10051922-2810EHLF](#) [686322124422](#) [XF3M-2915-1B-R100](#) [AYF353125A](#) [AYF530665TA](#) [AYF534065TA](#) [20FLH-RSM1-TB](#) [PCA-7F-25-HL-3-G](#) [207356-1](#) [52807-0430](#) [FFC05011-10SBB114W5M](#) [502250-8027](#) [FH28K-40S-0.5SH](#) [200528-0260](#) [FH28K-10S-0.5SH](#) [501951-1250](#) [X05B20U43T](#) [0.5K-DX-30PWB](#) [DS1020-08-10VBT12](#) [THD0515-34CL-GF](#) [X05A10L28G](#) [ECC2841061EU](#) [20539-030E-01](#) [1.0K-DHQX-16PWB](#) [1.0K-DHQX-30PWB](#) [1775333-6](#) [10054365-202110ELF](#) [10054365-242110ELF](#) [10054365-282110ELF](#) [10064555-392220HLF](#) [59453-041110EBHLF](#) [59453-091110EDHLF](#) [62674-241141ALF](#) [62684-432100ALF](#) [62684-451100AHLF](#) [62684-5721N0ALF](#) [HFW11R-1STE1MTLF](#) [HFW12R-1STE9LF](#) [HFW14R-1STE9MTLF](#) [HFW18S-2STE9LF](#) [HFW20R-1STAE1HLF](#)