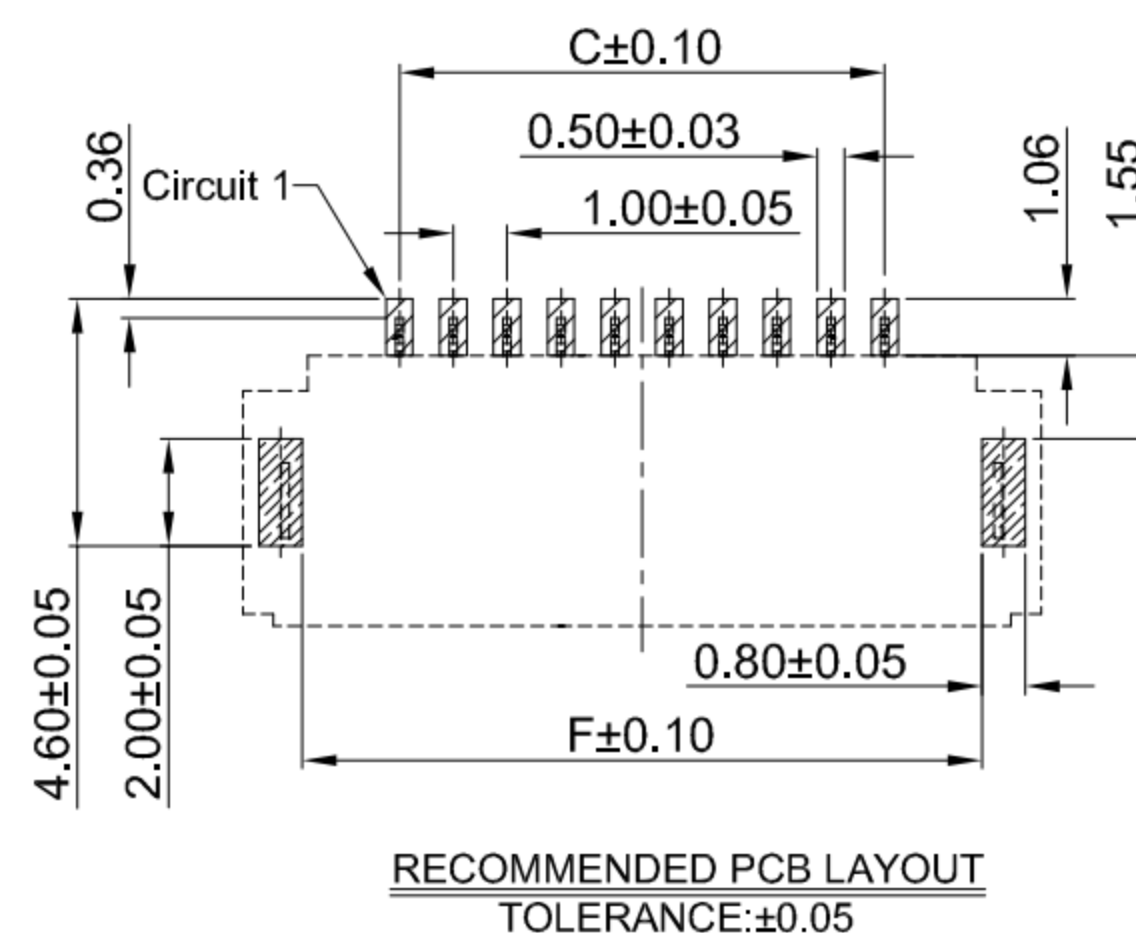
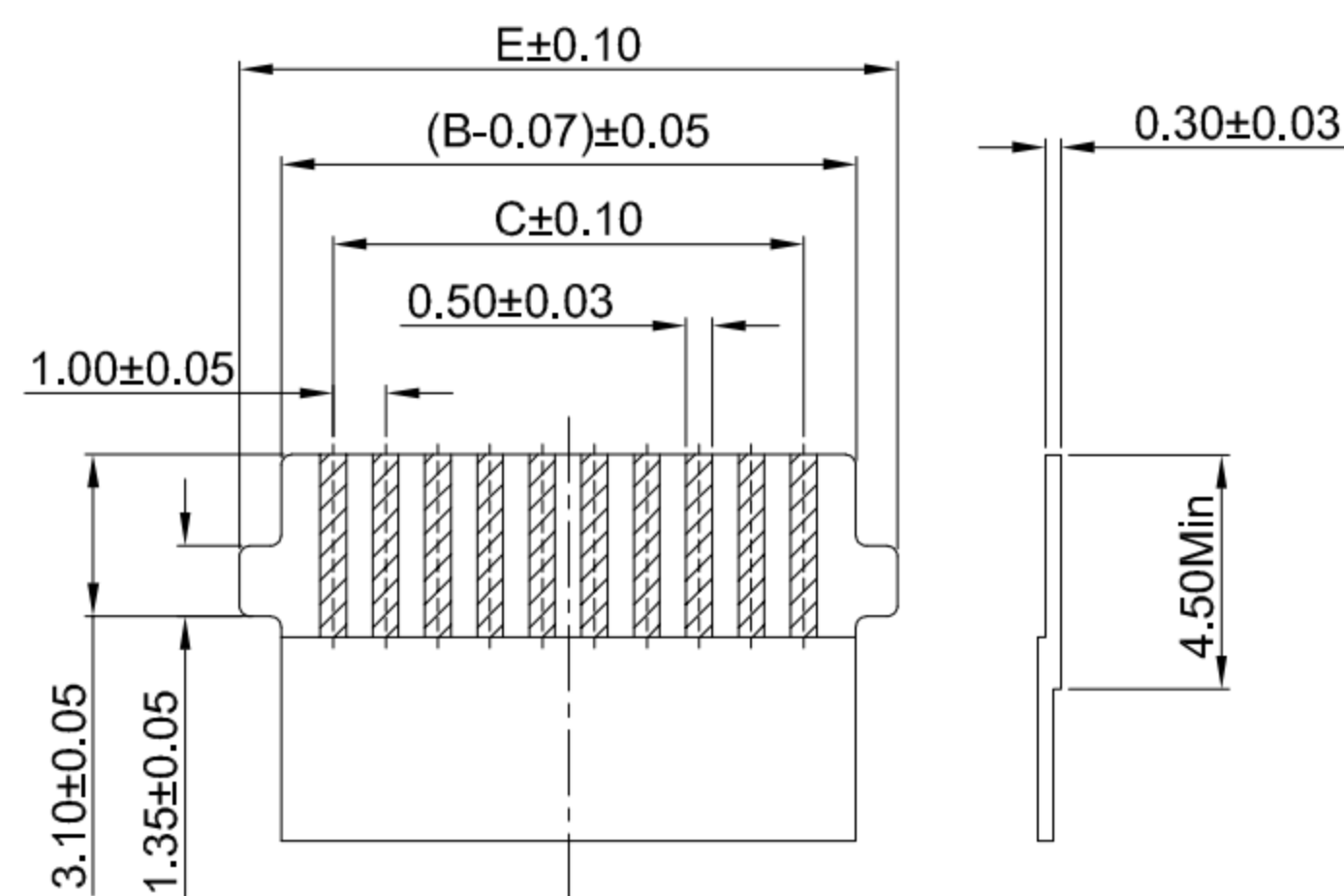
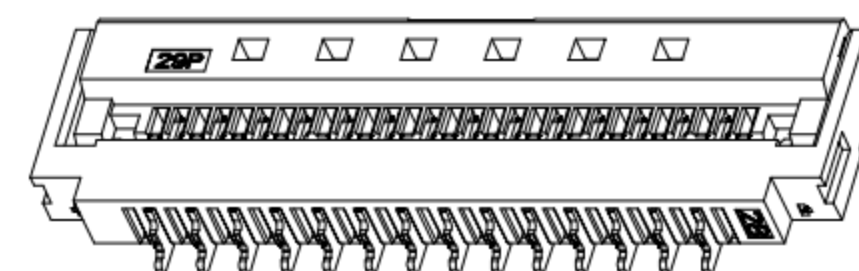
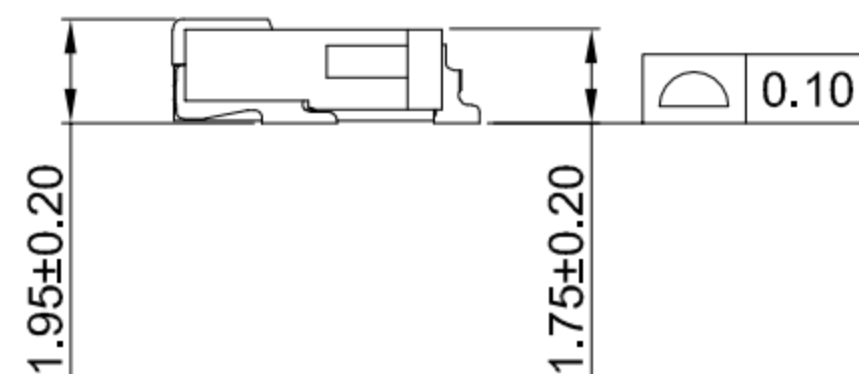
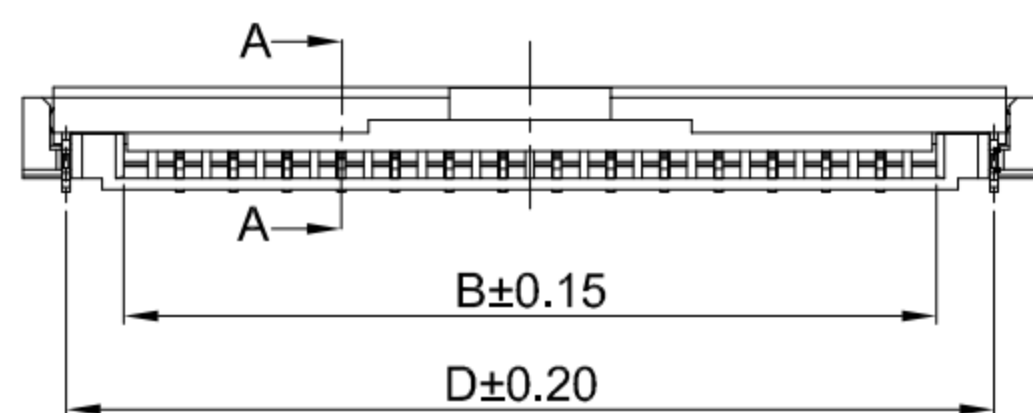


- G-Switch Specification:**
1. Current rated: 0.5A AC/DC
  2. Voltage rating: 50V AC/DC
  3. Withstanding voltage: 150V AC
  4. Contact resistance: 50mΩ max.
  5. Insulation resistance: 500MΩ min
  6. Durability cycle: 20Cycles
  7. Removal force: 0.03kgf/Pin min
  8. Operating temperature range: -25°C ~ +85°C



**GT-F1007 S R 20 -XX X XX 01**

- G-Switch**
- Series No**
- Termipoint**  
S-SMT
- Angle**  
R-90°
- Terminal Plating**  
01-G/F  
BT-Bright tin
- Housing Colour**  
S-Nature
- Pin Q' PY**  
03-40
- Height**  
20-1.95mm



**Ordering Information:**

Circuit	Dimensions(mm)						Circuit	Dimensions(mm)					
	A	B	C	D	E	F		A	B	C	D	E	F
03	7.80	4.07	2.00	6.20	5.60	5.60	22	26.80	23.07	21.00	25.20	24.60	24.60
04	8.80	5.07	3.00	7.20	6.60	6.60	23	27.80	24.07	22.00	26.20	25.60	25.60
05	9.80	6.07	4.00	8.20	7.60	7.60	24	28.80	25.07	23.00	27.20	26.60	26.60
06	10.80	7.07	5.00	9.20	8.60	8.60	25	29.80	26.07	24.00	28.20	27.60	27.60
07	11.80	8.07	6.00	10.20	9.60	9.60	26	30.80	27.07	25.00	29.20	28.60	28.60
08	12.80	9.07	7.00	11.20	10.60	10.60	27	31.80	28.07	26.00	30.20	29.60	29.60
09	13.80	10.07	8.00	12.20	11.60	11.60	28	32.80	29.07	27.00	31.20	30.60	30.60
10	14.80	11.07	9.00	13.20	12.60	12.60	29	33.80	30.07	28.00	32.20	31.60	31.60
11	15.80	12.07	10.00	14.20	13.60	13.60	30	34.80	31.07	29.00	33.20	32.60	32.60
12	16.80	13.07	11.00	15.20	14.60	14.60	31	35.80	32.07	30.00	34.20	33.60	33.60
13	17.80	14.07	12.00	16.20	15.60	15.60	32	36.80	33.07	31.00	35.20	34.60	34.60
14	18.80	15.07	13.00	17.20	16.60	16.60	33	37.80	34.07	32.00	36.20	35.60	35.60
15	19.80	16.07	14.00	18.20	17.60	17.60	34	38.80	35.07	33.00	37.20	36.60	36.60
16	20.80	17.07	15.00	19.20	18.60	18.60	35	39.80	36.07	34.00	38.20	37.60	37.60
17	21.80	18.07	16.00	20.20	19.60	19.60	36	40.80	37.07	35.00	39.20	38.60	38.60
18	22.80	19.07	17.00	21.20	20.60	20.60	37	41.80	38.07	36.00	40.20	39.60	39.60
19	23.80	20.07	18.00	22.20	21.60	21.60	38	42.80	39.07	37.00	41.20	40.60	40.60
20	24.80	21.07	19.00	23.20	22.60	22.60	39	43.80	40.07	38.00	42.20	41.60	41.60
21	25.80	22.07	20.00	24.20	23.60	23.60	40	44.80	41.07	39.00	43.20	42.60	42.60

4	SOLDER TABS	PHOSPHOR BRONZE	MATTE Tin
3	CONTACT	PHOSPHOR BRONZE	BRIGHT Tin Or Gold-Flash On Contact Area
2	COVER	LCP,94V-0	BLACK
1	HOUSING	LCP,94V-0	NATURE
NO.	PART NAME	MATERIAL	REMARK



SCALE: 1:1 UNIT: mm  
 SIZE: A4  
 Title: FPC 1.00mm Pitch 90° H2.00mm SMT Type With Lock Connector  
 Molde Code: GT-F1007SR20-XXXXX01  
 Unless otherwise General Tolerance:  
 X ±0.40  
 X.x ±0.30  
 X.xx ±0.20  
 X° ±5°  
 X.x° ±3°

DRAWN	CHECKED	APPROVED	DATE
Jiang	Hu	Chen	2021.06.28



REV: A0 SHEET: 1/1

## X-ON Electronics

Largest Supplier of Electrical and Electronic Components

*Click to view similar products for [FFC & FPC Connectors](#) category:*

*Click to view products by [G-Switch](#) manufacturer:*

Other Similar products are found below :

[00-6200-227-022-800](#) [006205250500825+](#) [006205280500825+](#) [FPH-1602G](#) [086222026001800](#) [52610-0675](#) [62674-201121DLF](#) [52746-1671-TR250](#) [10051922-1610EHLF](#) [10051922-2810EHLF](#) [686322124422](#) [XF3M-2915-1B-R100](#) [AYF353125A](#) [AYF530665TA](#) [AYF534065TA](#) [20FLH-RSM1-TB](#) [PCA-7F-25-HL-3-G](#) [207356-1](#) [52807-0430](#) [FFC05011-10SBB114W5M](#) [502250-8027](#) [FH28K-40S-0.5SH](#) [200528-0260](#) [FH28K-10S-0.5SH](#) [501951-1250](#) [X05B20U43T](#) [0.5K-DX-30PWB](#) [DS1020-08-10VBT12](#) [THD0515-34CL-GF](#) [X05A10L28G](#) [ECC2841061EU](#) [20539-030E-01](#) [1.0K-DHQX-16PWB](#) [1.0K-DHQX-30PWB](#) [1775333-6](#) [10054365-202110ELF](#) [10054365-242110ELF](#) [10054365-282110ELF](#) [10064555-392220HLF](#) [59453-041110EBHLF](#) [59453-091110EDHLF](#) [62674-241141ALF](#) [62684-432100ALF](#) [62684-451100AHLF](#) [62684-5721N0ALF](#) [HFW11R-1STE1MTLF](#) [HFW12R-1STE9LF](#) [HFW14R-1STE9MTLF](#) [HFW18S-2STE9LF](#) [HFW20R-1STAE1HLF](#)