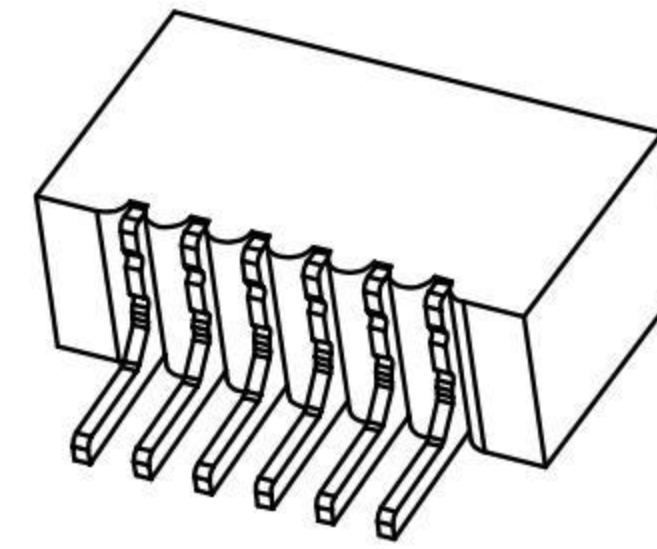
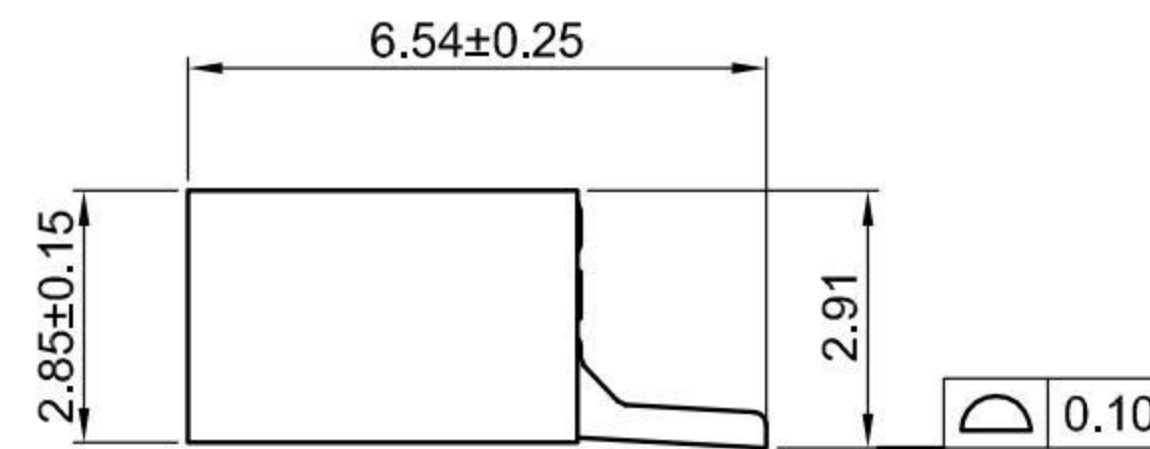
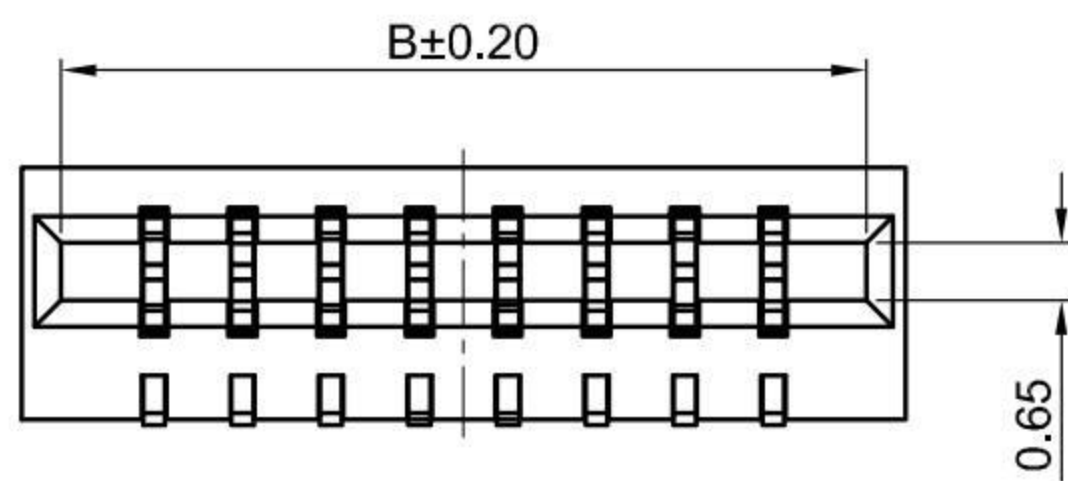


SECTION A-A



G-Switch Specification:

- 1.Current rated: 0.5A AC/DC
- 2.Voltage rating: 50V AC/DC
- 3.Withstanding voltage: 200V AC for 1 min
- 4.Contact resistance: 30mΩ max.
- 5.Insulation resistance: 800MΩ min
- 6.Durability cycle: 20Cycles
- 7.Removal force: 0.04kgf/Pin min
- 8.Operating temperature range: -25°C ~ +85°C



GT-F1009 S R 28 -XX X XX 01

G-Switch

Series No

Termipoint
S-SMT

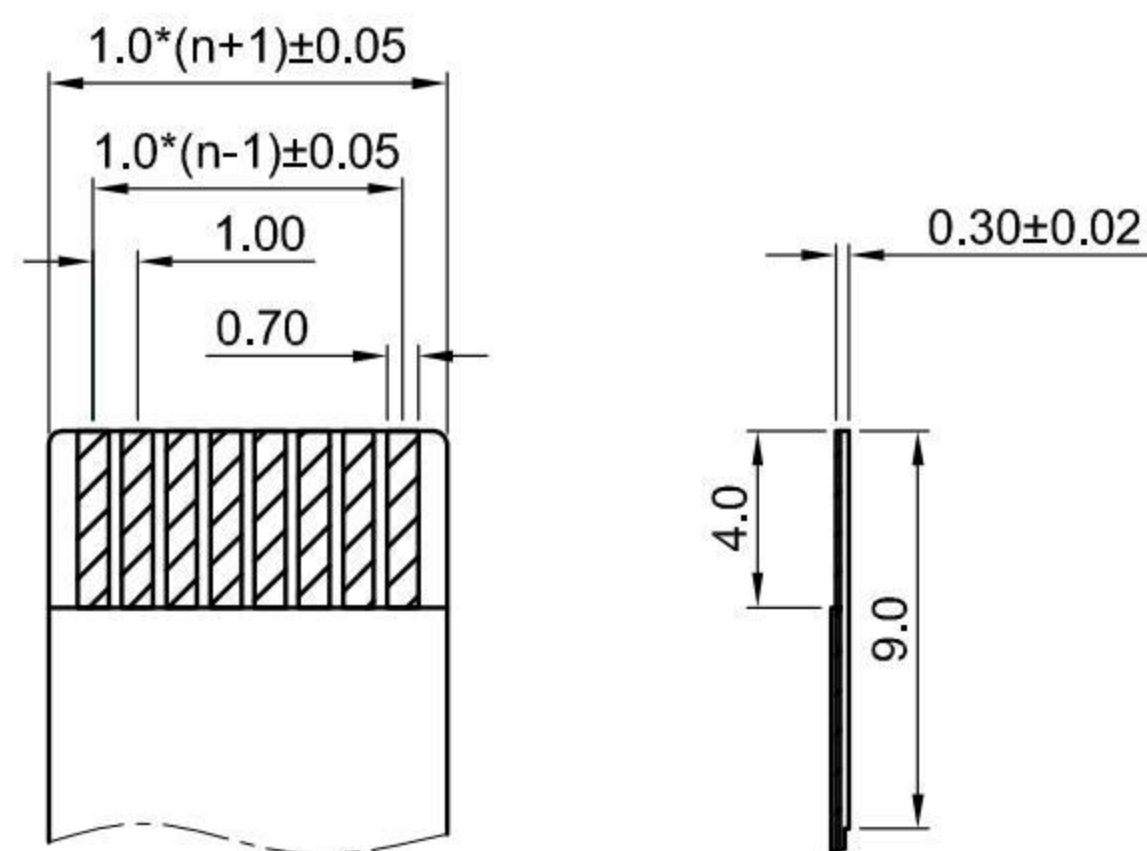
Angle
R-90°

Terminal Plating
BT-Bright Tin

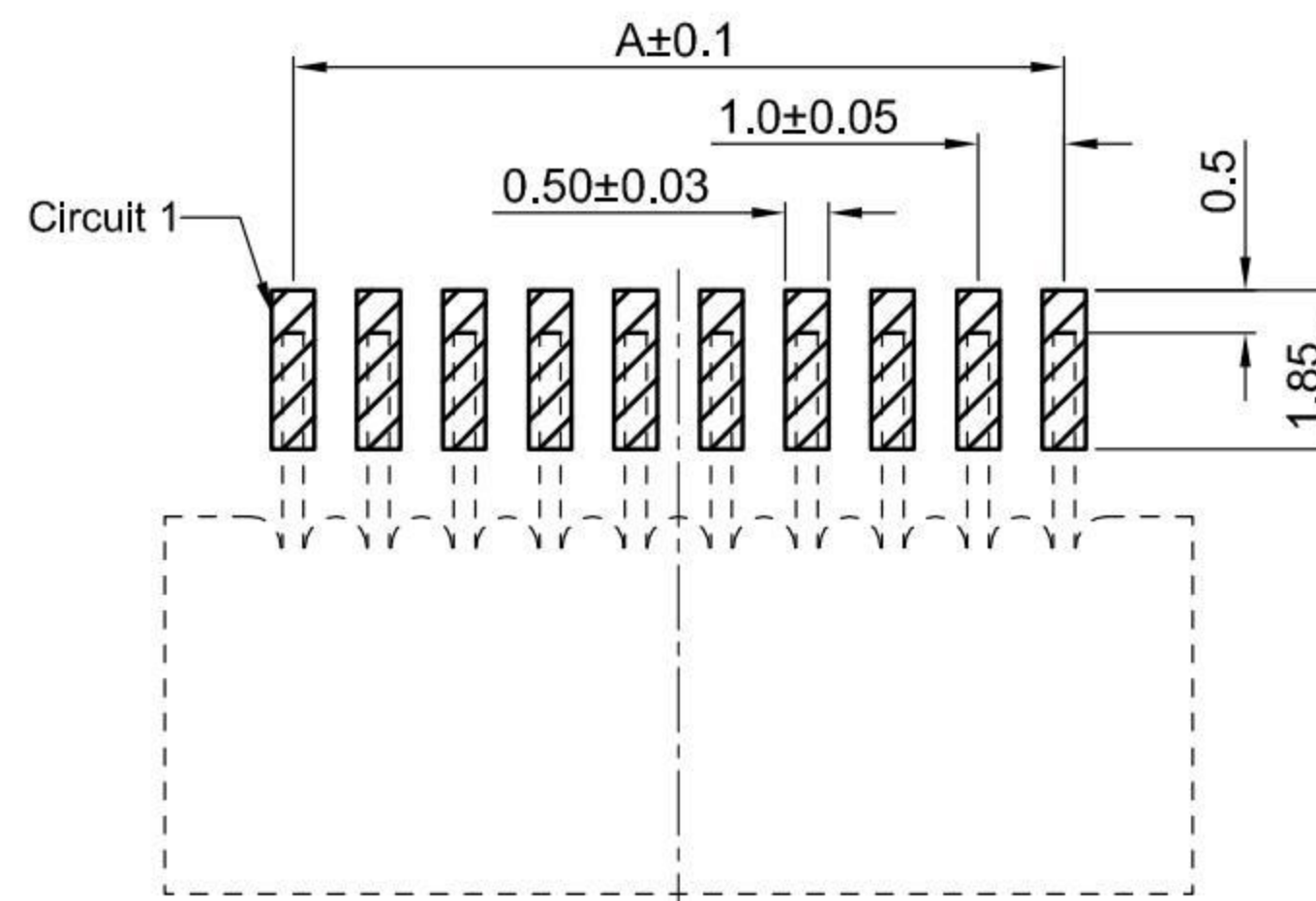
Housing Colour
S-Nature
B-Black

Pin Q' PY
04~34

Height
28-2.85mm



PROPER CABLE (SCALE 2:1)



RECOMMENDED PCB LAYOUT
TOLERANCE:±0.05

Ordering Information:

Circuit	Dimensions(mm)			Circuit	Dimensions(mm)		
	A	B	C		A	B	C
04	3.00	5.10	6.00	20	19.00	21.10	22.00
05	4.00	6.10	7.00	21	20.00	22.10	23.00
06	5.00	7.10	8.00	22	21.00	23.10	24.00
07	6.00	8.10	9.00	23	22.00	24.10	25.00
08	7.00	9.10	10.00	24	23.00	25.10	26.00
09	8.00	10.10	11.00	25	24.00	26.10	27.00
10	9.00	11.10	12.00	26	25.00	27.10	28.00
11	10.00	12.10	13.00	27	26.00	28.10	29.00
12	11.00	13.10	14.00	28	27.00	29.10	30.00
13	12.00	14.10	15.00	29	28.00	30.10	31.00
14	13.00	15.10	16.00	30	29.00	31.10	32.00
15	14.00	16.10	17.00	31	30.00	32.10	33.00
16	15.00	17.10	18.00	32	31.00	33.10	34.00
17	16.00	18.10	19.00	33	32.00	34.10	35.00
18	17.00	19.10	20.00	34	33.00	35.10	36.00
19	18.00	20.10	21.00	---	---	---	---

2	CONTACT	PHOSPHOR BRONZE	BRIGHT Tin
1	HOUSING	LCP,94V-0	NATURE OR BLACK
NO.	PART NAME	MATERIAL	REMARK



SCALE: 1:1 UNIT: mm
SIZE: A4

Title: Pitch 1.00mm 90° Right SMT Single Row
Double Sided Welding FPC

Unless otherwise
General Tolerance:
X ±0.40
X.x ±0.30
X.xx ±0.20
X* ±5°
X.x° ±3°

Molde Code: GT-F1009SR28-XXXXX01

DRAWN	CHECKED	APPROVED	DATE
Jiang	Hu	Chen	2021.06.28



REV: A0 SHEET: 1/1

X-ON Electronics

Largest Supplier of Electrical and Electronic Components

Click to view similar products for [FFC & FPC Connectors](#) category:

Click to view products by [G-Switch](#) manufacturer:

Other Similar products are found below :

[00-6200-227-022-800](#) [006205250500825+](#) [006205280500825+](#) [FPH-1602G](#) [086222026001800](#) [52610-0675](#) [62674-201121DLF](#) [52746-1671-TR250](#) [10051922-1610EHLF](#) [10051922-2810EHLF](#) [686322124422](#) [XF3M-2915-1B-R100](#) [AYF353125A](#) [AYF530665TA](#) [AYF534065TA](#) [20FLH-RSM1-TB](#) [PCA-7F-25-HL-3-G](#) [207356-1](#) [52807-0430](#) [FFC05011-10SBB114W5M](#) [502250-8027](#) [FH28K-40S-0.5SH](#) [200528-0260](#) [FH28K-10S-0.5SH](#) [501951-1250](#) [X05B20U43T](#) [0.5K-DX-30PWB](#) [DS1020-08-10VBT12](#) [THD0515-34CL-GF](#) [X05A10L28G](#) [ECC2841061EU](#) [1.0K-DHQX-16PWB](#) [1.0K-DHQX-30PWB](#) [1775333-6](#) [10054365-202110ELF](#) [10054365-242110ELF](#) [10054365-282110ELF](#) [10064555-392220HLF](#) [59453-041110EBHLF](#) [59453-091110EDHLF](#) [62674-241141ALF](#) [62684-432100ALF](#) [62684-451100AHLF](#) [62684-5721N0ALF](#) [HFW11R-1STE1MTLF](#) [HFW12R-1STE9LF](#) [HFW14R-1STE9MTLF](#) [HFW18S-2STE9LF](#) [HFW20R-1STAE1HLF](#) [HFW20R-1STE1MTLF](#)