


FEATURES

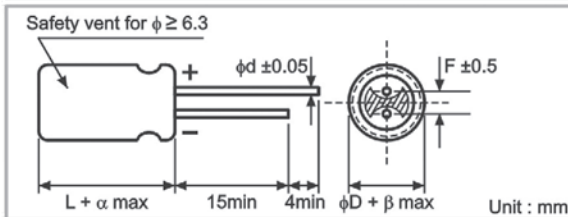
1. Low impedance for high frequency
2. Long life:4000~10000 hours at 105°C



SPECIFICATIONS

| Item | Performance Characteristics | | | | | | | | | | | | | | | | | | | | | | | | | | | |
|---------------------------------|--|---------------------|-------|---------|------|------|------|----------|-------|-------|-----------------|------|----------|-------|-------|--------|------|------|------|-----------------|---|---|---|---|---|---|---|---|
| Operating Temperature Range | -40 to +105°C | | | | | | | | | | | | | | | | | | | | | | | | | | | |
| Rated Working Voltage Range | 6.3 to 100V | | | | | | | | | | | | | | | | | | | | | | | | | | | |
| Nominal Capacitance Range | 15 to 3900 µF | | | | | | | | | | | | | | | | | | | | | | | | | | | |
| Capacitance Tolerance | ±20% (120Hz, +20°C) | | | | | | | | | | | | | | | | | | | | | | | | | | | |
| Leakage Current | I ≤ 0.01CV or 3(µA) (after 2 minutes, whichever is greater) I=Leakage Current(µA) C=Nominal Capacitance(µF) V=Rated Voltage(V) | | | | | | | | | | | | | | | | | | | | | | | | | | | |
| tan δ (120Hz, +20°C) | <table border="1"> <tr> <td>Working Voltage (V)</td> <td>6.3</td> <td>10</td> <td>16</td> <td>25</td> <td>35</td> <td>50</td> <td>63</td> <td>100</td> </tr> <tr> <td>tan δ (max.)</td> <td>0.22</td> <td>0.19</td> <td>0.16</td> <td>0.14</td> <td>0.12</td> <td>0.10</td> <td>0.09</td> <td>0.08</td> </tr> </table> <p>For capacitance value > 1000 µF, add 0.02 per another 1000 µF</p> | Working Voltage (V) | 6.3 | 10 | 16 | 25 | 35 | 50 | 63 | 100 | tan δ (max.) | 0.22 | 0.19 | 0.16 | 0.14 | 0.12 | 0.10 | 0.09 | 0.08 | | | | | | | | | |
| Working Voltage (V) | 6.3 | 10 | 16 | 25 | 35 | 50 | 63 | 100 | | | | | | | | | | | | | | | | | | | | |
| tan δ (max.) | 0.22 | 0.19 | 0.16 | 0.14 | 0.12 | 0.10 | 0.09 | 0.08 | | | | | | | | | | | | | | | | | | | | |
| Low Temperature Characteristics | <p>Impedance ratio max. at 120Hz</p> <table border="1"> <tr> <td>Rated Voltage(V)</td> <td>6.3</td> <td>10</td> <td>16</td> <td>25</td> <td>35</td> <td>50</td> <td>63</td> <td>100</td> </tr> <tr> <td>Z-25°C / Z+20°C</td> <td>4</td> <td>3</td> <td>2</td> <td>2</td> <td>2</td> <td>2</td> <td>2</td> <td>2</td> </tr> <tr> <td>Z-40°C / Z+20°C</td> <td>8</td> <td>6</td> <td>4</td> <td>3</td> <td>3</td> <td>3</td> <td>3</td> <td>3</td> </tr> </table> | Rated Voltage(V) | 6.3 | 10 | 16 | 25 | 35 | 50 | 63 | 100 | Z-25°C / Z+20°C | 4 | 3 | 2 | 2 | 2 | 2 | 2 | 2 | Z-40°C / Z+20°C | 8 | 6 | 4 | 3 | 3 | 3 | 3 | 3 |
| Rated Voltage(V) | 6.3 | 10 | 16 | 25 | 35 | 50 | 63 | 100 | | | | | | | | | | | | | | | | | | | | |
| Z-25°C / Z+20°C | 4 | 3 | 2 | 2 | 2 | 2 | 2 | 2 | | | | | | | | | | | | | | | | | | | | |
| Z-40°C / Z+20°C | 8 | 6 | 4 | 3 | 3 | 3 | 3 | 3 | | | | | | | | | | | | | | | | | | | | |
| High Temperature Loading | <p>Test conditions</p> <table border="1"> <tr> <td>Duration :</td> <td>φD</td> <td>5 ~ 6.3</td> <td>8~10</td> <td>12.5</td> </tr> <tr> <td></td> <td>6.3~10VV</td> <td>4000h</td> <td>6000h</td> <td>8000h</td> </tr> <tr> <td></td> <td>16~100VV</td> <td>5000h</td> <td>7000h</td> <td>10000h</td> </tr> </table> <p>Ambient temp. : +105°C Applied voltage : Rated DC working voltage with max. ripple current</p> <p>Post test requirements at +20°C Leakage current : ≤ Initial specified value Cap. change : within ±25% of initial measured value tan δ : ≤ 200% of initial specified value</p> | Duration : | φD | 5 ~ 6.3 | 8~10 | 12.5 | | 6.3~10VV | 4000h | 6000h | 8000h | | 16~100VV | 5000h | 7000h | 10000h | | | | | | | | | | | | |
| Duration : | φD | 5 ~ 6.3 | 8~10 | 12.5 | | | | | | | | | | | | | | | | | | | | | | | | |
| | 6.3~10VV | 4000h | 6000h | 8000h | | | | | | | | | | | | | | | | | | | | | | | | |
| | 16~100VV | 5000h | 7000h | 10000h | | | | | | | | | | | | | | | | | | | | | | | | |
| Shelf Life | <p>Test conditions</p> <p>Duration : 1000 hours Ambient temp. : +105°C Applied voltage : (None)</p> <p>Post test requirements at +20°C Same limits for high temperature loading</p> | | | | | | | | | | | | | | | | | | | | | | | | | | | |
| Others | JIS C - 5101 (IEC 60384) | | | | | | | | | | | | | | | | | | | | | | | | | | | |

CASE SIZE TABLE

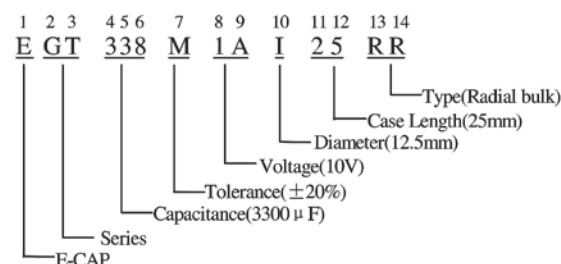


| φD | 6.3 | 8(L < 20) | 8(L ≥ 20) | 10 | 12.5 | | | |
|----|--------------|-----------|-----------|--------------|------|--|--|--|
| F | 2.5 | 3.5 | | 5.0 | 5.0 | | | |
| φd | 0.5 | | | 0.6 | | | | |
| α | (L < 20) 1.5 | | | (L ≥ 20) 2.0 | | | | |
| β | (D < 20) 0.5 | | | (D ≥ 20) 1.0 | | | | |

RIPPLE CURRENT MULTIPLIER

| Frequency Coefficient | | | | | | |
|-----------------------|-------------|------|------|------|------|------|
| Cap(µF) | Coefficient | 50 | 120 | 300 | 1k | 100k |
| 15 ~ 33 | | 0.45 | 0.55 | 0.70 | 0.90 | 1.00 |
| 39 ~ 330 | | 0.60 | 0.70 | 0.85 | 0.95 | 1.00 |
| 390 ~ 1000 | | 0.65 | 0.75 | 0.90 | 0.98 | 1.00 |
| 1200 ~ 3900 | | 0.75 | 0.80 | 0.95 | 1.00 | 1.00 |

PART NUMBER SYSTEM(EXAMPLE:10V3300 µF)



+105°C, High Ripple Current(高紋波), Long Life Assurance(長壽命), Low Impedance(低阻抗品)

STANDARD RATINGS

| Voltage(Code) | | 6.3V(0J) | | | 10V(1A) | | | 16V(1C) | | |
|---------------|------|-----------|-----------|----------------|-----------|-----------|----------------|-----------|-----------|----------------|
| Cap.(μF) | Code | Case Size | Impedance | Ripple Current | Case Size | Impedance | Ripple Current | Case Size | Impedance | Ripple Current |
| 120 | 127 | | | | | | | 6.3x11 | 0.220 | 340 |
| 150 | 157 | | | | | | | | | |
| 220 | 227 | | | | 6.3x11 | 0.220 | 340 | | | |
| 330 | 337 | 6.3x11 | 0.220 | 340 | | | | 8x12 | 0.130 | 640 |
| 470 | 477 | | | | 8x12 | 0.130 | 640 | 8x16 | 0.087 | 840 |
| | | | | | | | | 10x12.5 | 0.080 | 865 |
| 680 | 687 | 8x12 | 0.130 | 640 | 8x16 | 0.087 | 840 | 8x20 | 0.069 | 1050 |
| | | | | | 10x12.5 | 0.080 | 865 | 10x16 | 0.060 | 1210 |
| 820 | 827 | 10x12.5 | 0.080 | 865 | | | | | | |
| 1000 | 108 | 8x16 | 0.087 | 840 | 8x20 | 0.069 | 1050 | 10x20 | 0.046 | 1400 |
| | | | | | 10x16 | 0.060 | 1210 | | | |
| 1200 | 128 | 8x20 | 0.069 | 1050 | 10x20 | 0.046 | 1400 | 10x25 | 0.042 | 1650 |
| | | 10x16 | 0.060 | 1210 | | | | | | |
| 1500 | 158 | 10x20 | 0.046 | 1400 | 10x25 | 0.042 | 1650 | 10x30 | 0.031 | 1910 |
| | | | | | | | | 12.5x20 | 0.035 | 1900 |
| 2200 | 228 | 10x25 | 0.042 | 1650 | 10x30 | 0.031 | 1910 | 12.5x25 | 0.030 | 2124 |
| | | | | | 12.5x20 | 0.035 | 1900 | | | |
| 2700 | 278 | 10x30 | 0.031 | 1910 | | | | | | |
| 3300 | 338 | 12.5x20 | 0.035 | 1900 | 12.5x25 | 0.030 | 2124 | | | |
| 3900 | 398 | 12.5x25 | 0.030 | 2124 | | | | | | |

Maximum Allowable Ripple Current(mA rms)at 105°C 100kHz

Case Size ΦDxL(mm)

Maximum Impedance(Ω) at 20°C 100kHz

| Voltage(Code) | | 25V(1E) | | | 35V(1V) | | | 50V(1H) | | |
|---------------|------|-----------|-----------|----------------|-----------|-----------|----------------|-----------|-----------|----------------|
| Cap.(μF) | Code | Case Size | Impedance | Ripple Current | Case Size | Impedance | Ripple Current | Case Size | Impedance | Ripple Current |
| 56 | 566 | | | | 6.3x11 | 0.220 | 340 | 6.3x11 | 0.300 | 295 |
| 100 | 107 | 6.3x11 | 0.220 | 340 | | | | 8x12 | 0.170 | 555 |
| 120 | 127 | | | | | | | 8x16 | 0.120 | 730 |
| 150 | 157 | | | | 8x12 | 0.130 | 640 | 10x12.5 | 0.120 | 760 |
| 220 | 227 | 8x12 | 0.130 | 640 | 8x16 | 0.087 | 840 | 10x16 | 0.084 | 1050 |
| | | | | | 10x12.5 | 0.080 | 865 | | | |
| 330 | 337 | 8x16 | 0.087 | 840 | 10x16 | 0.060 | 1210 | 10x25 | 0.055 | 1440 |
| | | 10x12.5 | 0.080 | 865 | | | | | | |
| 470 | 477 | 8x20 | 0.069 | 1050 | 10x20 | 0.046 | 1400 | 10x30 | 0.043 | 1690 |
| | | 10x16 | 0.060 | 1210 | | | | 12.5x20 | 0.045 | 1660 |
| 560 | 567 | | | | 10x25 | 0.042 | 1650 | 12.5x25 | 0.034 | 1950 |
| 680 | 687 | 10x20 | 0.046 | 1400 | 10x30 | 0.031 | 1910 | | | |
| | | | | | 12.5x20 | 0.035 | 1900 | | | |
| 820 | 827 | 10x25 | 0.042 | 1650 | | | | | | |
| 1000 | 108 | 10x30 | 0.031 | 1910 | 12.5x25 | 0.030 | 2124 | | | |
| | | 12.5x20 | 0.035 | 1900 | | | | | | |
| 1500 | 158 | 12.5x25 | 0.030 | 2124 | | | | | | |

Maximum Allowable Ripple Current(mA rms)at 105°C 100kHz

Case Size ΦDxL(mm)

Maximum Impedance(Ω) at 20°C 100kHz

Specifications are subject to change without notice. Should a safety or technical concern arise regarding the product, please be sure to contact our sales offices or agents immediately.

+105°C, High Ripple Current(高紋波), Long Life Assurance(長壽命), Low Impedance(低阻抗品)

STANDARD RATINGS

| Voltage(Code) | | 63V(1J) | | | 100V(2A) | | | | | |
|---------------|------|-----------|-----------|----------------|-----------|-----------|----------------|--|--|--|
| Cap.(μF) | Code | Case Size | Impedance | Ripple Current | Case Size | Impedance | Ripple Current | | | |
| 15 | 156 | | | | 6.3x11 | 0.960 | 115 | | | |
| 27 | 276 | | | | 8x12 | 0.504 | 232 | | | |
| 33 | 336 | 6.3x11 | 0.960 | 115 | | | | | | |
| 39 | 396 | | | | 8x16 | 0.360 | 300 | | | |
| 47 | 476 | | | | 10x12.5 | 0.344 | 314 | | | |
| 56 | 566 | 8x12 | 0.504 | 232 | 8x20 | 0.264 | 362 | | | |
| 68 | 686 | | | | 10x16 | 0.248 | 357 | | | |
| 82 | 826 | 8x16 | 0.360 | 300 | 10x20 | 0.168 | 466 | | | |
| | | 10x12.5 | 0.344 | 314 | | | | | | |
| 100 | 107 | | | | 10x25 | 0.160 | 531 | | | |
| 120 | 127 | 8x20 | 0.264 | 362 | 10x30 | 0.120 | 663 | | | |
| | | 10x16 | 0.248 | 357 | 12.5x20 | 0.128 | 690 | | | |
| 180 | 187 | 10x20 | 0.168 | 466 | 12.5x25 | 0.096 | 922 | | | |
| 220 | 227 | 10x25 | 0.160 | 531 | | | | | | |
| 270 | 277 | 10x30 | 0.120 | 663 | | | | | | |
| | | 12.5x20 | 0.128 | 690 | | | | | | |
| 330 | 337 | 12.5x25 | 0.096 | 922 | | | | | | |

Maximum Allowable Ripple Current(mA rms)at 105°C 100kHz
 Maximum Impedance(Ω) at 20°C 100kHz

Case Size ΦDxL(mm)

X-ON Electronics

Largest Supplier of Electrical and Electronic Components

Click to view similar products for [Aluminium Electrolytic Capacitors - Radial Leaded](#) category:

Click to view products by [Samxon](#) manufacturer:

Other Similar products are found below :

[NRELS102M35V16X16C.140LLF](#) [ESRG160ETC100MD07D](#) [227RZS050M](#) [335CKR250M](#) [476CKH100MSA](#) [477CKR100M](#)
[107CKR010M](#) [107CKH063MSA](#) [RJH-25V222MI9#](#) [RJH-35V221MG5#](#) [B43827A1106M8](#) [RJH-50V221MH6#](#) [EKYA500ELL470MF11D](#)
[B41022A5686M6](#) [ESRG250ELL101MH09D](#) [EKMA160EC3101MF07D](#) [RJB-10V471MG3#](#) [ESMG160ETD221MF11D](#)
[EKZH160ETD152MJ20S](#) [RJH-35V122MJ6#](#) [EGXF630ELL621ML20S](#) [RBD-25V100KE3#N](#) [EKMA350ELL100ME07D](#)
[ESMG160ETD101ME11D](#) [ELXY100ETD102MJ20S](#) [EGXF500ELL561ML15S](#) [EKMG350ETD471MJ16S](#) [35YXA330MEFC10X12.5](#)
[RXW471M1ESA-0815](#) [ELXZ630ELL221MJ25S](#) [ERR1HM1R0D11OT](#) [LPE681M30060FVA](#) [LPL471M22030FVA](#) [HFE221M25030FVA](#)
[LKMD1401H221MF](#) [B41888G6108M000](#) [EKMA160ETD470MF07D](#) [UHW1J102MHD6](#) [EKMG500ETD221MJC5S](#) [LKMK2502W101MF](#)
[LKMD1401H181MF](#) [LKMI2502G820MF](#) [LKMJ2001J122MF](#) [LKML2501C472MF](#) [LKMJ4002C681MF](#) [450MXH330MEFCSN25X45](#)
[450MXK330MA2RFC22X50](#) [63ZLH560MEFCG412.5X30](#) [ELH2DM331O25KT](#) [ELH2DM471P30KT](#)