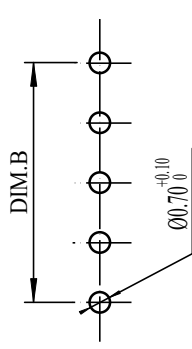
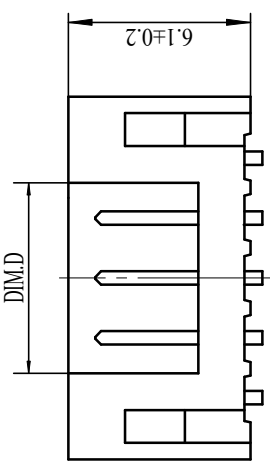
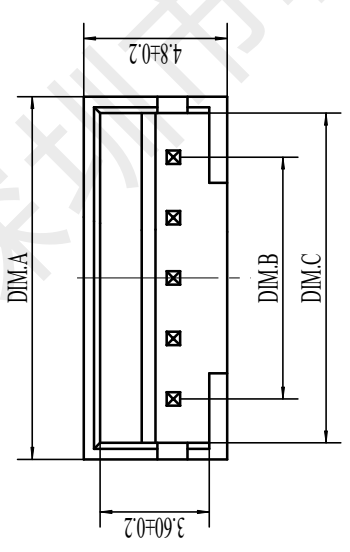
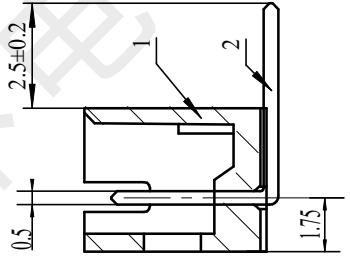


| REV. | EC# | DESCRIPTION | DATE | DRAWN | CHECK | APPROVED |
|------|-----|-------------|-----------|-------|-------|----------|
| 1.00 | | 初版发行 | 2020-8-28 | | | |
| | | | | | | |

| | | | | | |
|----------------|------|-------|-------|-------|-------|
| 1P | 32.0 | 28.0 | 30.9 | 26.8 | |
| 14P | 30.0 | 26.0 | 28.9 | 24.8 | |
| 13P | 28.0 | 24.0 | 26.9 | 22.8 | |
| 12P | 26.0 | 22.0 | 24.9 | 20.8 | |
| 11P | 24.0 | 20.0 | 22.9 | 18.8 | |
| 10P | 22.0 | 18.0 | 20.9 | 16.8 | |
| 9P | 20.0 | 16.0 | 18.9 | 14.8 | |
| 8P | 18.0 | 14.0 | 16.9 | 12.8 | |
| 7P | 16.0 | 12.0 | 14.9 | 10.8 | |
| 6P | 14.0 | 10.0 | 12.9 | 8.8 | |
| 5P | 12.0 | 8.0 | 10.9 | 6.8 | |
| 4P | 10.0 | 6.0 | 8.96 | 4.8 | |
| 3P | 8.0 | 4.0 | 9.4 | 2.8 | |
| 2P | 6.0 | 2.0 | 9 | 0.8 | |
| NUMBER OF PINS | | DIM.A | DIM.B | DIM.C | DIM.D |



PCB LAYOUT

技术要求:

- 1) 材质:见附表;
- 2) 电镀:见附表;
- 3) 塑件表面平整、光洁、无毛刺、气泡、烧焦、变形、浇口无拉伤、多料或缺料等不良现象;
- 4) 端子表面无氧化、电镀不良等现象。

适应基板厚度: 1.2mm~1.6mm

温度范围: -25℃~85℃

额定电压: 250V AC/DC

额定电流: 2A

绝缘电阻: ≥100MΩ

耐压: 800V AC/minute

| | | | |
|------------------------------|------------------|-----------|------------------------------|
| 2 | PIN | n PCS | 材质:黄铜,电镀:镀亮锡60u"MIN |
| 1 | Housing | 1 PCS | 材质:PA66(U194V-0),颜色:白色 |
| NO. | NAME | QTY | DESCRIPTION |
| 韩下 HANXIA 深圳市韩下电子有限公司 | | | |
| DRAW : | 黄彬 | 2020-8-28 | TITLE: 插件针座 |
| DESIGN: | 张伟 | 2020-8-28 | SERIES: 1501 SERIES |
| CHECK: | 罗小春 | 2020-8-28 | P/N: |
| APPROVED | CUSTOMER DRAWING | | |
| | REV. 1.00 | SCALE N/A | DRAW NAME: HX 2.0mm-3P WZ |
| | | | DRAW NO. UNIT: mm SHEET: 1/1 |

| GENERAL TOLERANCES | | |
|--------------------|--------|---------|
| DIM | TOL | DIM DEG |
| X | X° | +3.0° |
| XX | X.X° | +2.0° |
| XXX | X.XX° | +1.0° |
| XXXX | X.XXX° | |



深圳市韩下电子有限公司

Shenzhen Hanxia Electronic Co., Ltd
Tel: 0755-33819206 Fax: 0755-27597491

承 认 书

SPECIFICATION FOR APPROVAL

客 户 Customer:

产品名称 Project:

针座

规格型号 Part No:

HX 2.0mm-3P WZ

贵公司承认印 Approval signatures

| 料 号/Part No. | 签 章/Signatures |
|--------------|----------------|
| | |

日期 Date:

| | | |
|-------------|-----|--------------------------------------------------------------------------------------|
| 拟制/Drawn | 黄彬 |  |
| 审核/Check | 张伟 | |
| 批准/Approved | 罗小春 | |



1、SCOPE: (适用范围)

1.1 This specification covers production and inspection of Connector.

本规范内容适用于本公司普通系列型条形连接器（针座）产品的生产与检验。

2、USE CONDITION: (使用条件)

2.1 Ambient temperature Range:-25℃~+85℃

环境温度：-25℃~+85℃

2.2 Applicable PC board thickness:1.2~1.6mm

适用 PC 板厚度：1.2~1.6 mm

3、Appearance and Dimension: (外观及尺寸)

3.1 Appearance:Product surface without defect、dirt、crack、and mechanical damang, Contact without rust,plating not oxided and not peeled.

产品表面不应有对制品有害的缺陷、污垢、裂痕及机械损伤；接触件无锈蚀、镀层氧化、脱落等现象。

3.2 Dimension:According to drawings

外形尺寸：依照附图

3.3 Exchangable:Exchangable with same specification products.

互换性：相同规格应能互换

4、Material:

材 料 （以图纸为准）

| P/N 零件名称 | Type 类 型 | Material 材 料 | Finish 表面处理 | Expiain 说 明 |
|-------------------------------|--------------------|----------------------------------|----------------------------------------|--------------------|
| Terminal 端子 | Contact 插 簧 | Phosphor bronze 锡青磷铜 厚 0.15mm | Tin Plating:3~4 μ m 镀锡：3~4 μ m | RoHS Comp liant |
| Housing 孔 座 | Plastic 塑 壳 | Nylon66 UL94V-0 | Color:White 颜色：白色 | |
| OpeningWafer 开口针座 | Contact 插 针 | Phosphor bronze 锡青磷铜 厚 0.30mm | Tin Plating:3~4 μ m 镀锡：3~4 μ m | |
| | Plastic 塑 壳 | Nylon46 UL94V-0 | Color: Beige 颜色：米色 | |
| Lips Wafer 闭口针座 | Contact 插 针 | Phosphor bronze 锡青磷铜 厚 0.30mm | Gold Plating:3~4 μ " m 镀金：3~4 μ " m | |
| | Plastic 塑 壳 | PBT UL94V-0 | Color: White 颜色：白色 | |
| Tiepian Wafer 卧贴针座 立贴针座 | Contact 插 针 | Phosphor bronze 锡青磷铜 厚 0.30mm | Tin Plating:3~4 μ m 镀锡：3~4 μ m | |
| | Solder tabs 焊护耳 | Phosphor bronze 锡青磷铜 厚 0.25mm | Tin Plating:3~4 μ m 镀锡：3~4 μ m | |
| | Plastic 塑 壳 | Nylon46 UL94V-0 | Color: Beige 颜色：米色 | |

5、Electrical Performance:

电气性能

| NO. 序号 | Item 项目 | Requirement 技术要求 |
|--------|-------------------------------|--------------------------------|
| 5.1 | Voltage Rated 额定电压 | 250V AC DC |
| 5.2 | Current Rated 额定电流 | 2A AC DC |
| 5.3 | Contact Resistance 接触电阻 | $\leq 20 \text{ m}\Omega$ |
| 5.4 | Insulation Resistance 绝缘电阻 | $\geq 100 \text{ M}\Omega$ |
| 5.5 | Dielectric Strength 耐压 | $\geq 800 \text{ V AC/minute}$ |

6、Mechanical Performance:

机械性能

| NO. 序号 | Item 项目 | Requirement 技术要求 |
|--------|------------------------------------------|------------------------------|
| 6.1 | Male contact Retention force PIN 针固定力 | $\geq 10 \text{ N}$ per pin |
| 6.2 | Female contact Retention force 端子固定力 | $\geq 10 \text{ N}$ per pin |
| 6.3 | Plug-in force 插入力 | $\leq 3 \text{ N}$ per pin |
| 6.4 | Plug-out force 拔出力 | $\geq 0.5 \text{ N}$ per pin |

7、Endurance Characteristics:

环境性能

| NO. 序号 | Item 项目 | Requirement 技术要求 |
|--------|--------------------------------------|-----------------------------------------------------------------------------------------------------------------------------------------------------------------------------------------|
| 7.1 | Soldering rest 可焊性 | Time: $2.5 \pm 0.5 \text{ S}$ 时间: $2.5 \pm 0.5 \text{ S}$ Temperature: $260 \pm 5^\circ \text{C}$ 温度: $260 \pm 5^\circ \text{C}$ Area of Soldering: $\geq 95\%$ 焊锡面积: $\geq 95\%$ |
| 7.2 | Resistance to soldering Heat 耐焊接热 | Time: $5 \pm 1 \text{ S}$ 时间: $5 \pm 1 \text{ S}$ Temperature: $260 \pm 5^\circ \text{C}$ 温度: $260 \pm 5^\circ \text{C}$ Appearance: NO Damage 外观: 无损坏 |

| | | |
|-----|------------------------------------------------|---------------------------------------------------------------------------------------------------------------------------------------------------------------------------------------------------------------------------------------------------------------------------------------------------------------------------------------------------------------------------|
| 7.3 | <p>Heat test 耐热性</p> | <p>Time:96h 时间: 96 小时 Temperature:+85±3℃ 温度: +85±3℃ Appearance:NO Damage 外观: 无损坏 Contact resistance: ≤20 mΩ 接触电阻: ≤20 mΩ</p> |
| 7.4 | <p>Cold test 耐冷性</p> | <p>Time:48h 时间: 48 小时 Temperature:-25±3℃ 温度: -25±3℃ Appearance:NO Damage 外观: 无损坏 Contact resistance:≤20 mΩ 接触电阻: ≤20 mΩ</p> |
| 7.5 | <p>Temperature Cycling 温度循环</p> | <p>Low temperature:-25±3℃ 低温: -25±3℃ High temperature:85±3℃ 高温: 85±3℃ For 5 cycles.test after keeping in Normal Condition for 30 min. 5 次循环后, 放置在正常环境中 30 分钟, 在进行测试 Appearance: NO Damage 外观: 无损坏 Contact resistance: ≤20 mΩ 接触电阻: ≤20mΩ</p> |
| 7.6 | <p>Invariab lenes humidity 恒定湿热</p> | <p>Temperature:60±2℃ 温度: 60±2℃ Relative humidity:90%-96% RH 相对湿度: 90%-96% RH Tim:96h 时间: 96 小时 Appearance:NO Damage 外观: 无损坏 Contact resistance: ≤20 mΩ 接触电阻: ≤20 mΩ Insulation Resistance: ≥100MΩ 绝缘电阻: ≥100 MΩ</p> |
| 7.7 | <p>Salt Spray 盐雾试验</p> | <p>Salt concentration: 5±1% 浓度: 5±1% Temperature:35±2℃ 温度: 35±2℃ Tim:16±2h 时间: 16±2 小时 After salt is removed by running wafer and A drop is removed ,it is measured. 把试验样品从试验箱顶悬挂下来, 采用浓度 (5±1) %的氯化钠溶液, 连续雾化 16 小时, 试验后用流动的蒸馏水 轻轻洗去表面沉积物, 在常温常驻湿条件下恢复 1-2 小时, 外观无损伤 Appearance:NO Damage 外观: 无损坏 Contact resistance: ≤20 mΩ 接触电阻: ≤20 mΩ</p> |

X-ON Electronics

Largest Supplier of Electrical and Electronic Components

Click to view similar products for [Headers & Wire Housings](#) category:

Click to view products by [hanxia](#) manufacturer:

Other Similar products are found below :

[0015917161](#) [0022155065](#) [57102-F02-18ULF](#) [58102-G61-06LF](#) [582553-1](#) [01.001.5753.1](#) [0050291907](#) [02.125.8002.8](#) [609-3404](#) [61062-3](#)
[CSU011177004](#) [622-0430](#) [622-3653LF](#) [63453-116](#) [636-1030](#) [636-1427](#) [636-3427](#) [636-4007](#) [641938-9](#) [65495-038](#) [65692-001LF](#) [65781-018](#)
[65781-047](#) [65817-010LF](#) [65817-015LF](#) [67095-007LF](#) [67601157](#) [68631-112](#) [68645-018](#) [699319-000](#) [70.362.1628.0](#) [70-4210](#) [70-4226B](#) [70-](#)
[4853B](#) [71.350.2428.0](#) [733-134](#) [733-162](#) [760-3052](#) [MHR-64-VUAL](#) [80.063.4001.1](#) [800-90-001-10-001000](#) [801-43-002-10-013000](#)
[801-43-006-10-002000](#) [803-43-024-10-001000](#) [803-93-012-10-001000](#) [8-1437020-4](#) [819-22-004-30-001101](#) [820-22-006-30-001101](#)
[820-22-008-30-001101](#) [821-22-002-10-001101](#)