



深圳市韩下电子有限公司

Shenzhen Hanxia Electronic Co., Ltd  
Tel: 0755-33819206 Fax: 0755-27597491

## 承 认 书

### SPECIFICATION FOR APPROVAL

客 户 Customer:

\_\_\_\_\_

产品名称 Project:

电感

\_\_\_\_\_

规格型号 Part No:

HX CY54-1.0UH

\_\_\_\_\_

#### 贵公司承认印 Approval signatures

料 号/Part No.	签 章/Signatures

日期 Date:

拟制/Drawn	黄彬	
审核/Check	张伟	
批准/Approved	罗小春	

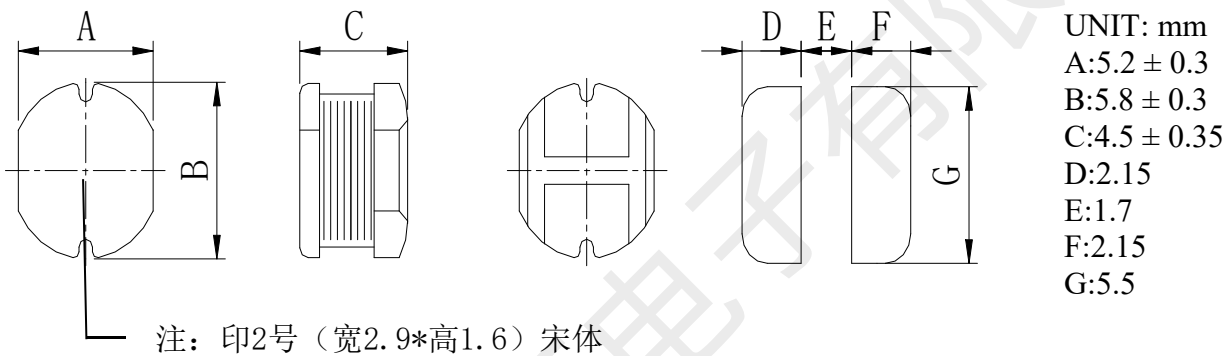
## 1.Features

- ①. High performance (Isat) realize by metal dust core.
- ②. Low profile: Thickness max.2.0~5.0mm.
- ③. Low loss and low resistance.
- ④. Capable of corresponding high frequency 1MHz~5MHz.
- ⑤. Ultra low buzz noise, due to composite construction.
- ⑥. The products contain no lead and also support lead-free soldering.

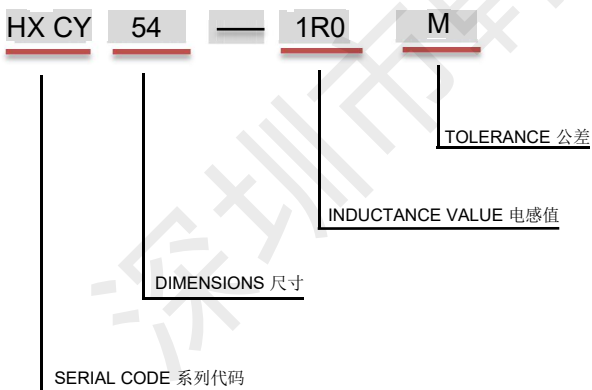
## 2.Applications area

Ideally used in NB/Desktop/server/Graphic card, LCD TV/Projector, etc as DC-DC Converter.

## 3. Externl Dimensions (unit: mm)



## 4. Product Code



Code 代码	Tolerance 公差
J	±5%
K	±10%
L	±15%
M	±20%
P	±25%
N	±30%

- 电感值Inductance Value  
(1R0:1.0uH; 100: 10uH; 101:100uH)

## 5. Electrical Characteristics

### CY54 type

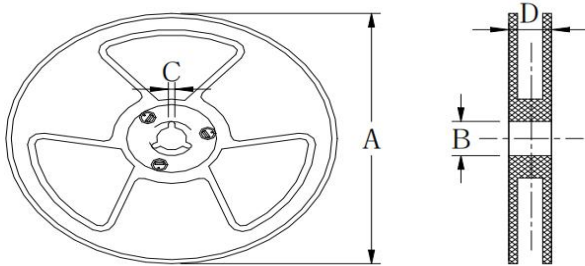
PART No.	NOMINAL INDUCTANCE ( $\mu$ H)	Test Freq. (kHz/v)	DCR ( $\Omega$ )MAX	IDC (A)MAX
CY54-1R0M	1.0	100/0.25	13.00m	5.40
CY54-1R5M	1.5	100/0.25	16.90m	4.70
CY54-1R8M	1.8	100/0.25	19.50m	4.50
CY54-2R2M	2.2	100/0.25	22.10m	4.00
CY54-3R3M	3.3	100/0.25	31.20m	3.70
CY54-3R9M	3.9	100/0.25	36.40m	3.20
CY54-4R7M	4.7	100/0.25	52.00m	3.10
CY54-5R6M	5.6	100/0.25	54.60m	2.80
CY54-6R8M	6.8	100/0.25	58.50m	2.40
CY54-8R2M	8.2	100/0.25	62.40m	2.00
CY54-100K	10	100/0.25	87.90m	1.42
CY54-120K	12	100/0.25	75.40m	1.38
CY54-150K	15	100/0.25	105.30m	1.28
CY54-180K	18	100/0.25	117.00m	1.22
CY54-220K	22	100/0.25	169.00m	1.10
CY54-270K	27	100/0.25	153.40m	950m
CY54-330K	33	100/0.25	208.00m	860m
CY54-390K	39	100/0.25	214.50m	780m
CY54-470K	47	100/0.25	355.00m	710m
CY54-560K	56	100/0.25	377.00m	660m
CY54-680K	68	100/0.25	390.00m	600m
CY54-820K	82	100/0.25	416.00m	570m
CY54-101K	100	100/0.25	611.00m	510m
CY54-121K	120	100/0.25	754.00m	470m
CY54-151K	150	100/0.25	845.00m	380m
CY54-181K	180	100/0.25	1.04	360m
CY54-221K	220	100/0.25	1.45	340m
CY54-271K	270	100/0.25	1.51	310m
CY54-331K	330	100/0.25	1.76	280m
CY54-391K	390	100/0.25	2.08	260m
CY54-471K	470	100/0.25	2.99	240m
CY54-561K	560	100/0.25	3.12	220m
CY54-681K	680	100/0.25	3.90	200m
CY54-821K	820	100/0.25	5.20	190m

• **Notes**

1. All test data is referenced to 25 °C ambient
2. Operating temperature range - 55 °C to + 125 °C
3. Irms (A):DC current (A) that will cause an approximate  $\Delta T$  of 40 °C(reference ambient temperature is 25 °C)
4. Isat(A):DC current (A) that will cause L0 to drop approximately 30 %
5. The part temperature (ambient + temp rise) should not exceed 125 °C under worst case operating conditions.  
Circuit design, component placement, PWB trace size and thickness, airflow and other cooling provisions all affect the part temperature. Part temperature should be verified in the end application.
6. Absolute maximum voltage 30VDC

**6. Minimum Packaging and storage**

• **包装Packing**

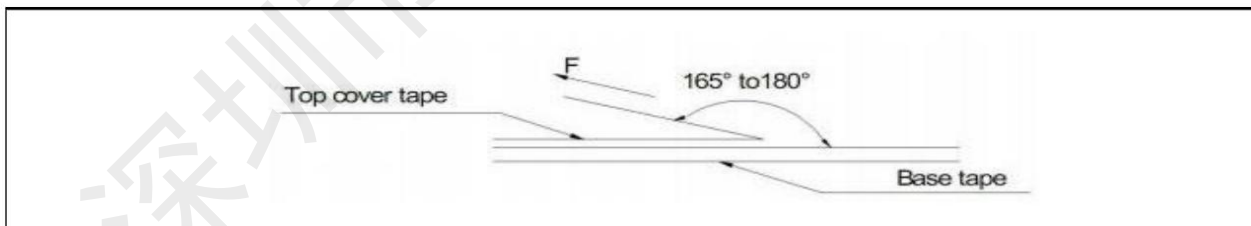


规格 尺寸	13"	7"
A	$\Phi 330 \pm 2.0$	$\Phi 178 \pm 2.0$
B	$\Phi 90 \pm 2.0$	
C	2.3	
D	21.5	2000/盘

• **Tape Carrier Packaging:**

Type	Standard Quantity (pcs/reel)	Type	Standard Quantity (pcs/reel)
CY32	3000	CY73	1000
CY42	3000	CY75	1000
CY43	2000	CY77	600
CY53	2000	CY105	1000
CY54	1500	CY106	800

• **Tearing Off Force**



The force for tearing off cover tape is 15 to 60 grams in the arrow direction under the following conditions

Room Temp. ( )°C	Room Humidity (%)	Room atm (hPa)	Tearing Speed mm/min
5~35	45~85	860~1060	300

• **Application Notice**

Storage Conditions To maintain the solderability of terminal electrodes:

1. Temperature and humidity conditions: Less than 30°C and 70% RH.
2. Recommended products should be used within 6 months form the time of delivery.
3. The packaging material should be kept where no chlorine or sulfur exists in the air.

Transportation

1. Products should be handled with care to avoid damage or contamination from perspiration and skin oils.
2. The use of tweezers or vacuum pick up is strongly recommended for individual components. Bulk handling should ensure that abrasion and mechanical shock are minimized.

## X-ON Electronics

Largest Supplier of Electrical and Electronic Components

*Click to view similar products for [Fixed Inductors](#) category:*

*Click to view products by [hanxia](#) manufacturer:*

Other Similar products are found below :

[CR32NP-100KC](#) [70F224AI](#) [MHQ1005P10NJ](#) [MHQ1005P1N0S](#) [MHQ1005P2N4S](#) [MHQ1005P3N6S](#) [MHQ1005P5N1S](#) [MHQ1005P8N2J](#)  
[PE-53601NL](#) [PE-53602NL](#) [PG0936.113NLT](#) [9220-20](#) [9310-16](#) [PM06-2N7](#) [PM06-39NJ](#) [A01TK](#) [1206CS-471XJ](#) [HC2-R47-R](#) [HC8-1R2-R](#)  
[HCF1305-3R3-R](#) [1206CS-151XG](#) [RCH664NP-4R7M](#) [RCP1317NP-391L](#) [DH2280-4R7M](#) [DS1608C-106](#) [B10TJ](#) [B82498B3101J000](#) [ELJ-](#)  
[RE27NJF2](#) [1812CS-153XJ](#) [1812CS-183XJ](#) [1812CS-223XJ](#) [1812LS-104XJ](#) [1812LS-105XJ](#) [1812LS-124XJ](#) [1812LS-154XJ](#) [1812LS-223XJ](#)  
[1812LS-224XJ](#) [1812LS-563XJ](#) [1812LS-683XJ](#) [1812LS-824XJ](#) [NIN-FB101JTR110F](#) [NIN-FB471JTR62F](#) [NIN-FC1R5JTR220F](#) [NIN-](#)  
[HCR15JTRF](#) [NIN-HCR33JTRF](#) [NIN-HDR22JTRF](#) [NIN-HDR82JTRF](#) [NIN-HK2N7STRF](#) [NIN-PA150KTR370F](#) [NIN-PB100KTR550F](#)