

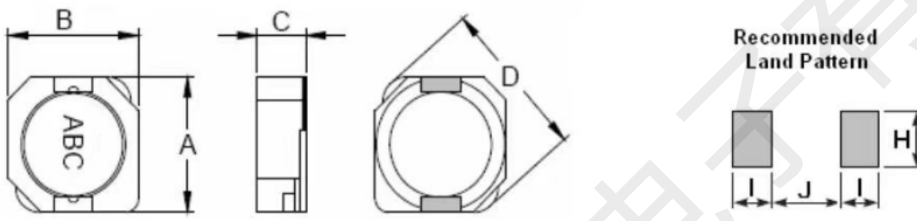
1.Features

- ①. High performance (Isat) realize by metal dust core.
- ②. Low profile: Thickness max.2.0~5.0mm.
- ③. Low loss and low resistance.
- ④. Capable of corresponding high frequency 1MHz~5MHz.
- ⑤ Ultra low buzz noise, due to composite construction.
- ⑥. The products contain no lead and also support lead-free soldering.

2.Applications area

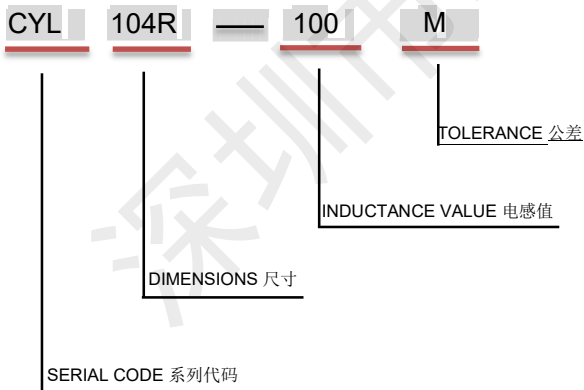
Ideally used in NB/Desktop/server/Graphic card, LCD TV/Projector, etc as DC-DC Converter.

3. Externl Dimensions (unit: mm)



UNIT: mm
 A:10.6(Max)
 B:10.5(Max)
 C:4.0(Max)
 I:1.25
 J:7.6
 H:3.0

4. Product Code



| Code 代码 | Tolerance 公差 |
|---------|--------------|
| J | ±5% |
| K | ±10% |
| L | ±15% |
| M | ±20% |
| P | ±25% |
| N | ±30% |

- 电感值Inductance Value
 (1R0:1.0uH; 100: 10uH; 101:100uH)



深圳市韩下电子有限公司

Shenzhen Hanxia Electronic Co., Ltd
Tel: 0755-33819206 Fax: 0755-27597491

承 认 书

SPECIFICATION FOR APPROVAL

客 户 Customer:

产品名称 Project:

贴片电感

规格型号 Part No:

HX CYL104R-10UH

贵公司承认印 Approval signatures

| 料 号/Part No. | 签 章/Signatures |
|--------------|----------------|
| | |

日期 Date:

| | | |
|-------------|-----|--|
| 拟制/Drawn | 黄彬 | |
| 审核/Check | 张伟 | |
| 批准/Approved | 罗小春 | |

5. Electrical Characteristics

CYL104R type

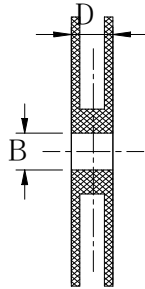
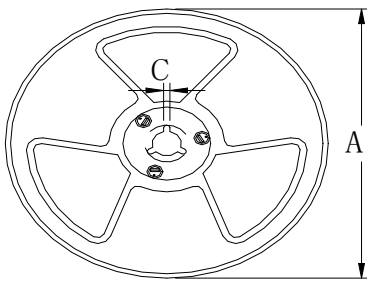
| PART No. | NOMINAL INDUCTANCE (μ H) | Test Freq. (kHz/v) | DCR (Ω)MAX | IDC (A)MAX |
|--------------|-------------------------------------|--------------------|------------------------|---------------|
| CYL104R-1R0N | 1.0 | 100/0.25 | 12.00m | 6.35 |
| CYL104R-2R2N | 2.2 | 100/0.25 | 17.00m | 6.10 |
| CYL104R-3R3N | 3.3 | 100/0.25 | 22.00m | 5.80 |
| CYL104R-3R9N | 3.9 | 100/0.25 | 26.00m | 5.05 |
| CYL104R-4R7N | 4.7 | 100/0.25 | 34.00m | 4.70 |
| CYL104R-5R6N | 5.6 | 100/0.25 | 33.00m | 3.80 |
| CYL104R-6R8N | 6.8 | 100/0.25 | 35.00m | 3.75 |
| CYL104R-8R2N | 8.2 | 100/0.25 | 38.00m | 3.60 |
| CYL104R-100M | 10 | 100/0.25 | 40.00m | 3.50 |
| CYL104R-150M | 15 | 100/0.25 | 55.00m | 2.90 |
| CYL104R-220M | 22 | 100/0.25 | 73.00m | 2.50 |
| CYL104R-330M | 33 | 100/0.25 | 93.00m | 2.00 |
| CYL104R-470M | 47 | 100/0.25 | 128.00m | 1.80 |
| CYL104R-560M | 56 | 100/0.25 | 213.00m | 1.62 |
| CYL104R-680M | 68 | 100/0.25 | 304.00m | 1.50 |
| CYL104R-820M | 82 | 100/0.25 | 338.00m | 1.42 |
| CYL104R-101M | 100 | 100/0.25 | 340.00m | 1.35 |
| CYL104R-151M | 150 | 100/0.25 | 611.00m | 1.05 |
| CYL104R-221M | 220 | 100/0.25 | 939.00m | 900m |
| CYL104R-271M | 270 | 100/0.25 | 1.17 | 720m |
| CYL104R-331M | 330 | 100/0.25 | 1.30 | 530m |
| CYL104R-391M | 390 | 100/0.25 | 1.56 | 450m |
| CYL104R-471M | 470 | 100/0.25 | 1.76 | 405m |
| CYL104R-681K | 680 | 100/0.25 | 1.83 | 300m |
| CYL104R-102K | 1000 | 100/0.25 | 5.5 | 100m |

• Notes

1. All test data is referenced to 25 °C ambient
2. Operating temperature range - 55 °C to + 125 °C
3. Irms (A):DC current (A) that will cause an approximate ΔT of 40 °C(reference ambient temperature is 25 °C)
4. Isat(A):DC current (A) that will cause L0 to drop approximately 30 %
5. The part temperature (ambient + temp rise) should not exceed 125 °C under worst case operating conditions.
Circuit design, component placement, PWB trace size and thickness, airflow and other cooling provisions all affect the part temperature. Part temperature should be verified in the end application.
6. Absolute maximum voltage 30VDC

6. Minimum Packaging and storage

• 包装Packing

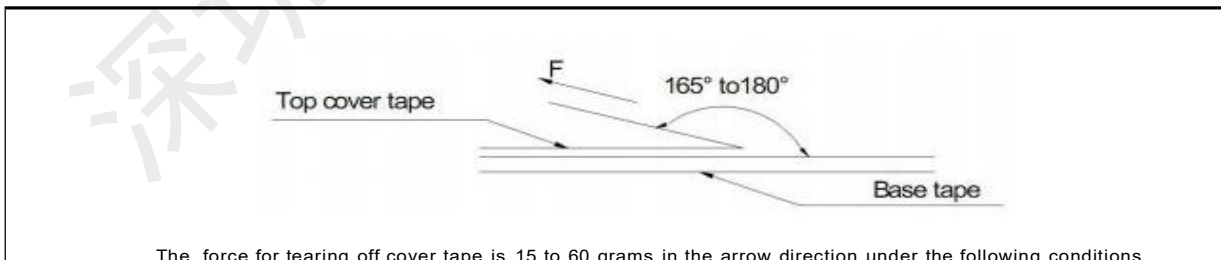


| 规格 尺寸 | 13" | 7" |
|----------|--------------------|--------------------|
| A | $\Phi 330 \pm 2.0$ | $\Phi 178 \pm 2.0$ |
| B | $\Phi 90 \pm 2.0$ | |
| C | 2.3 | |
| D | 21.5 | 1000/盘 |

• Tape Carrier Packaging:

| Type | Standard Quantity (pcs/reel) | Type | Standard Quantity (pcs/reel) |
|--------|------------------------------|--------|------------------------------|
| CYL103 | 1000 | CYL105 | 800 |
| CYL104 | 1000 | | |
| | | | |
| | | | |

• Tearing Off Force



The force for tearing off cover tape is 15 to 60 grams in the arrow direction under the following conditions

| Room Temp. ()°C | Room Humidity (%) | Room atm (hPa) | Tearing Speed mm/min |
|------------------|-------------------|----------------|----------------------|
| 5~35 | 45~85 | 860~1060 | 300 |

X-ON Electronics

Largest Supplier of Electrical and Electronic Components

Click to view similar products for [Fixed Inductors](#) category:

Click to view products by [hanxia](#) manufacturer:

Other Similar products are found below :

[CR32NP-100KC](#) [70F224AI](#) [MHQ1005P10NJ](#) [MHQ1005P1N0S](#) [MHQ1005P2N4S](#) [MHQ1005P3N6S](#) [MHQ1005P5N1S](#) [MHQ1005P8N2J](#)
[PE-53601NL](#) [PE-53602NL](#) [PG0936.113NLT](#) [9220-20](#) [9310-16](#) [PM06-2N7](#) [PM06-39NJ](#) [A01TK](#) [1206CS-471XJ](#) [HC2-R47-R](#) [HC8-1R2-R](#)
[HCF1305-3R3-R](#) [1206CS-151XG](#) [RCH664NP-4R7M](#) [RCP1317NP-391L](#) [DH2280-4R7M](#) [DS1608C-106](#) [B10TJ](#) [B82498B3101J000](#) [ELJ-](#)
[RE27NJF2](#) [1812CS-153XJ](#) [1812CS-183XJ](#) [1812CS-223XJ](#) [1812LS-104XJ](#) [1812LS-105XJ](#) [1812LS-124XJ](#) [1812LS-154XJ](#) [1812LS-223XJ](#)
[1812LS-224XJ](#) [1812LS-563XJ](#) [1812LS-683XJ](#) [1812LS-824XJ](#) [NIN-FB101JTR110F](#) [NIN-FB471JTR62F](#) [NIN-FC1R5JTR220F](#) [NIN-](#)
[HCR15JTRF](#) [NIN-HCR33JTRF](#) [NIN-HDR22JTRF](#) [NIN-HDR82JTRF](#) [NIN-HK2N7STRF](#) [NIN-PA150KTR370F](#) [NIN-PB100KTR550F](#)