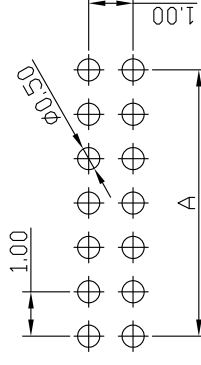
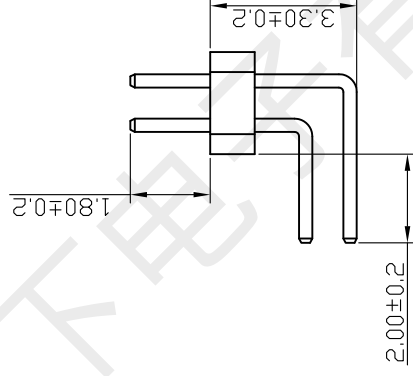
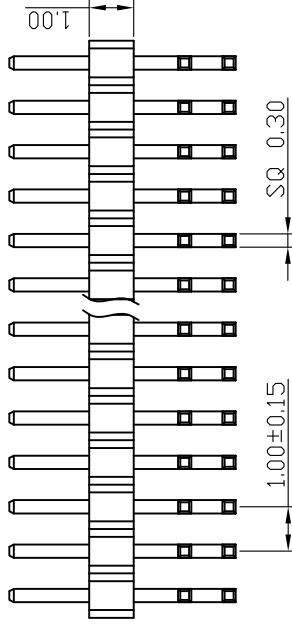
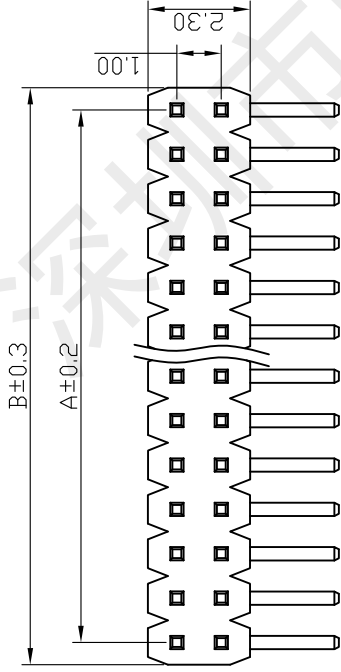


### SPECIFICATIONS

Current Rating: 0.75 Amps  
 Withstanding Voltage: AC 500V  
 Insulation Resistance: 1000M $\Omega$  Min  
 Contact Resistance: 20m $\Omega$  Max  
 Operation Temperature: -40° to +105°  
 Insulator Material: Polyester (UL94V-0)  
 Contact Material: Brass  
 Standard: PA6T  
 Contact Plating: Gold Flash  
 Max. Processing Temp: 240° C for 30-60seconds  
 (260° C for 5seconds)



### RECOMMEND P. C. B LAYOUT

PCB TOLERANCE:  $\pm 0.05$  (TOP VIEW)

No. of	DIM. A	DIM. B	No. of	DIM. A	DIM. B	No. of	DIM. A	DIM. B	No. of	DIM. A	DIM. B
1	0.00	1.00	11	10.00	11.00	21	20.00	21.00	31	30.00	31.00
2	1.00	2.00	12	11.00	12.00	22	21.00	22.00	32	31.00	32.00
3	2.00	3.00	13	12.00	13.00	23	22.00	23.00	33	32.00	33.00
4	3.00	4.00	14	13.00	14.00	24	23.00	24.00	34	33.00	34.00
5	4.00	5.00	15	14.00	15.00	25	24.00	25.00	35	34.00	35.00
6	5.00	6.00	16	15.00	16.00	26	25.00	26.00	36	35.00	36.00
7	6.00	7.00	17	16.00	17.00	27	26.00	27.00	37	36.00	37.00
8	7.00	8.00	18	17.00	18.00	28	27.00	28.00	38	37.00	38.00
9	8.00	9.00	19	18.00	19.00	29	28.00	29.00	39	38.00	39.00
10	9.00	10.00	20	19.00	20.00	30	29.00	30.00	50	49.00	50.00


**韩下**  
**深圳市韩下电子有限公司**

UNLESS OTHERWISE SPECIFIED TOLERANCE		DRAWN NAME	
X : $\pm 0.30$	X° : $\pm 5^\circ$	HX PZ1.0-2x7P WZ	
X.X : $\pm 0.25$	X.X° : $\pm 1^\circ$	SIZE A4	SCALE N:1
X.XX : $\pm 0.20$	X.XX° : $\pm 0.5^\circ$	REV A	UNIT mm
DRAWN : 黄彬	CHECKED : 张伟	PROJECT	PROJECT
DATE : 2022/06/29	DATE : 2022/06/29	APPROVED :	APPROVED :
		罗小春	罗小春
		2022/06/29	2022/06/29
		1/1	1/1



深圳市韩下电子有限公司

Shenzhen Hanxia Electronic Co., Ltd  
Tel: 0755-33819206 Fax: 0755-27597491

## 承 认 书

### SPECIFICATION FOR APPROVAL

客 户 Customer:

\_\_\_\_\_

产品名称 Project:

排针

\_\_\_\_\_

规格型号 Part No:

HX PZ1.0-2x7P WZ

\_\_\_\_\_

#### 贵公司承认印 Approval signatures

料 号/Part No.	签 章/Signatures

日期 Date:

拟制/Drawn	黄彬	
审核/Check	张伟	
批准/Approved	罗小春	

## 1、SCOPE: (适用范围)

1.1 This specification covers production and inspection of Connector.

本规范内容适用于本公司普通系列型条形连接器（针座）产品的生产与检验。

## 2、USE CONDITION: (使用条件)

### 2.1 Ambient temperature Range:-40℃~+105℃

环境温度：-40℃~+105℃

### 2.2 Applicable Wire Sizes:AWG#28~#32

适用线规： AWG#28~#32

### 2.3 Applicable PC board thickness:1.2~1.6mm

适用 PC 板厚度： 1.2~1.6 mm

## 3、Appearance and Dimension: (外观及尺寸)

### 3.1 Appearance:Product surface without defect、dirt、crack、and mechanical damang, Contact without rust,plating not oxided and not peeled.

产品表面不应有对制品有害的缺陷、污垢、裂痕及机械损伤；接触件无锈蚀、镀层氧化、脱落等现象。

### 3.2 Dimension:According to drawings

外形尺寸：依照附图

### 3.3 Exchangable:Exchangable with same specification products.

互换性：相同规格应能互换

## 4、Material:

材 料 (以图纸为准)

P/N 零件名称	Type 类 型	Material 材 料	Finish 表面处理	Expiain 说 明
Terminal 端子	Contact 插 簧	Phosphor bronze 锡青磷铜 厚 0.15mm	Tin Plating:3~4 μ m 镀锡: 3~4 μ m	RoHS Compliant
Housing 孔 座	Plastic 塑 壳	Nylon66 UL94V-0	Color:White 颜色: 白色	
Opening Wafer 开口针座	Contact 插 针	Phosphor bronze 锡青磷铜 厚 0.30mm	Tin Plating:3~4 μ m 镀锡: 3~4 μ m	
	Plastic 塑 壳	Nylon46 UL94V-0	Color: Beige 颜色: 米色	
Lips Wafer 闭口针座	Contact 插 针	Phosphor bronze 锡青磷铜 厚 0.30mm	Gold Plating:3~4 μ " m 镀金: 3~4 μ " m	
	Plastic 塑 壳	PBT UL94V-0	Color: White 颜色: 白色	
Tiepian Wafer 卧贴针座 立贴针座	Contact 插 针	Phosphor bronze 锡青磷铜 厚 0.30mm	Tin Plating:3~4 μ m 镀锡: 3~4 μ m	
	Solder tabs 焊护耳	Phosphor bronze 锡青磷铜 厚 0.25mm	Tin Plating:3~4 μ m 镀锡: 3~4 μ m	
	Plastic 塑 壳	Nylon46 UL94V-0	Color: Beige 颜色: 米色	

## 5、Electrical Performance:

电气性能

N0. 序号	Ltem 项目	Requirement 技术要求
5.1	Voltage Rated 额定电压	50V AC DC
5.2	Current Rated 额定电流	0.75A AC DC
5.3	Contact Resistance 接触电阻	$\leq 0.02 \Omega$
5.4	Insulation Resistance 绝缘电阻	$\geq 1000 M\Omega$
5.5	Dielectric Strength 耐压	$\geq 500V$ AC/minute

## 6、Mechanical Performance:

机械性能

N0. 序号	Ltem 项目	Requirement 技术要求
6.1	Male contact Retention force PIN 针固定力	$\geq 10N$ per pin
6.2	Female contact Retention force 端子固定力	$\geq 10N$ per pin
6.3	Plug-in force 插入力	$\leq 3N$ per pin
6.4	Plug-out force 拔出力	$\geq 0.5N$ per pin

## 7、Endurance Characteristics:

环境性能

N0. 序号	Ltem 项目	Requirement 技术要求
7.1	Soldering rest 可焊性	Time: $2.5 \pm 0.5S$ 时间: $2.5 \pm 0.5S$  Temperature: $260 \pm 5^\circ C$ 温度: $260 \pm 5^\circ C$  Area of Soldering: $\geq 95\%$ 焊锡面积: $\geq 95\%$

7.2	Resistance to soldering Heat 耐焊接热	Time: 5 ± 1S 时间: 5 ± 1S  Temperature: 260 ± 5°C 温度: 260 ± 5°C  Appearance: NO Damage 外观: 无损坏
7.3	Heat test 耐热性	Time: 96h 时间: 96 小时  Temperature: +85 ± 3°C 温度: +85 ± 3°C  Appearance: NO Damage 外观: 无损坏  Contact resistance: ≤ 20 mΩ 接触电阻: ≤ 20 mΩ
7.4	Cold test 耐冷性	Time: 48h 时间: 48 小时  Temperature: -25 ± 3°C 温度: -25 ± 3°C  Appearance: NO Damage 外观: 无损坏  Contact resistance: ≤ 20 mΩ 接触电阻: ≤ 20 mΩ
7.5	Temperature Cycling 温度循环	Low temperature: -25 ± 3°C 低温: -25 ± 3°C  High temperature: 85 ± 3°C 高温: 85 ± 3°C  For 5 cycles. test after keeping in Normal Condition for 30 min.  5 次循环后, 放置在正常环境中 30 分钟, 在进行测试  Appearance: NO Damage 外观: 无损坏  Contact resistance: ≤ 20 mΩ 接触电阻: ≤ 20 mΩ

7.6	Invariablenes humidity 恒定湿热	<p>Temperature: <math>60 \pm 2^{\circ}\text{C}</math> 温度: <math>60 \pm 2^{\circ}\text{C}</math></p> <p>Relative humidity: 90%-96% RH 相对湿度: 90%-96% RH</p> <p>Tim: 96h 时间: 96 小时 Appearance: NO Damage 外观: 无损坏</p> <p>Contact resistance: <math>\leq 20 \text{ m}\Omega</math> 接触电阻: <math>\leq 20 \text{ m}\Omega</math></p> <p>Insulation Resistance: <math>\geq 100 \text{ M}\Omega</math> 绝缘电阻: <math>\geq 100 \text{ M}\Omega</math></p>
7.7	Salt Spray 盐雾试验	<p>Salt concentration: <math>5 \pm 1\%</math> 浓度: <math>5 \pm 1\%</math></p> <p>Temperature: <math>35 \pm 2^{\circ}\text{C}</math> 温度: <math>35 \pm 2^{\circ}\text{C}</math></p> <p>Tim: <math>16 \pm 2\text{h}</math> 时间: <math>16 \pm 2</math> 小时</p> <p>After salt is removed by running wafer and A drop is removed ,it is measured.</p> <p>把试验样品从试验箱顶悬挂下来, 采用浓度(<math>5 \pm 1</math>) %的氯化钠溶液, 连续雾化 16 小时, 试验后用流动的蒸馏水轻轻洗去表面沉积物, 在常温常驻湿条件下恢复 1-2 小时, 外观无损伤</p> <p>Appearance: NO Damage 外观: 无损坏</p> <p>Contact resistance: <math>\leq 20 \text{ m}\Omega</math> 接触电阻: <math>\leq 20 \text{ m}\Omega</math></p>



## 8、 Packaging Transportation Storage

包装、运输、贮存

### 8.1 Packaging

包装

- (1) **The packing of plastic inner is the plastic bag,the packing of inner terminal is panel mounting attach material packing, marked with product name, specification model, quantity, date in produced.**

塑件内包装为塑料袋， 端子内包装为盘装带料包装， 装（贴）入合格证， 注明产品名称、规格型号、数量生产日期

- (2) **Exterior package is carton, facing the packing list, the packing list marked with product name, specificcation model, quantity, date of dispatch.**

外包装为纸箱，贴装箱单、装箱单上注明产品名称、规格型号、数量、出货日期

- (3) **The product in the box must not rock.**

产品在箱内不晃动

### 8.2 Transportation

运输

**Allow for any way transportation, can't get wet and mechanical in jury.**

允许用任何方式运输，勿淋湿及机械性损伤

### 8.3 Storage

贮存

**The connector of packing finished should be in the ambient temperature between-10℃ to+40℃, Relative humidity≤80%. To store in storehouse does not have acidic, alkaline air and other corrosive gas in the ambient air.**

包装完毕的连接器的应在环境温度为-10℃~+40℃，相对湿度≤80%，周围空气中没有酸性，碱性及其它腐蚀性气体的库房中贮存

## X-ON Electronics

Largest Supplier of Electrical and Electronic Components

*Click to view similar products for [Headers & Wire Housings](#) category:*

*Click to view products by [hanxia](#) manufacturer:*

Other Similar products are found below :

[0015917161](#) [0022155065](#) [57102-F02-18ULF](#) [58102-G61-06LF](#) [582553-1](#) [01.001.5753.1](#) [0050291907](#) [02.125.8002.8](#) [609-3404](#) [61062-3](#)  
[CSU011177004](#) [622-0430](#) [622-3653LF](#) [63453-116](#) [636-1030](#) [636-1427](#) [636-3427](#) [636-4007](#) [641938-9](#) [65495-038](#) [65692-001LF](#) [65781-018](#)  
[65781-047](#) [65817-010LF](#) [65817-015LF](#) [67095-007LF](#) [67601157](#) [68631-112](#) [68645-018](#) [699319-000](#) [70.362.1628.0](#) [70-4210](#) [70-4226B](#) [70-](#)  
[4853B](#) [71.350.2428.0](#) [733-134](#) [733-162](#) [MHR-64-VUAL](#) [80.063.4001.1](#) [800-90-001-10-001000](#) [801-43-002-10-013000](#) [801-43-006-10-](#)  
[002000](#) [803-43-024-10-001000](#) [803-93-012-10-001000](#) [8-1437020-4](#) [819-22-004-30-001101](#) [820-22-006-30-001101](#) [820-22-008-30-001101](#)  
[821-22-002-10-001101](#) [821-22-003-10-002101](#)