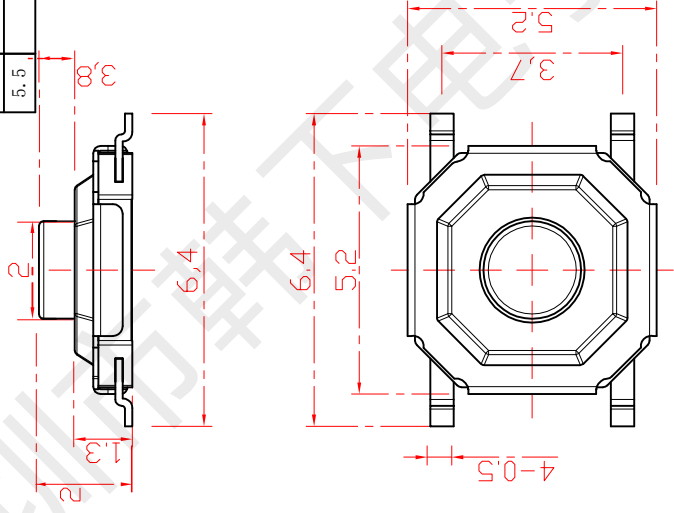
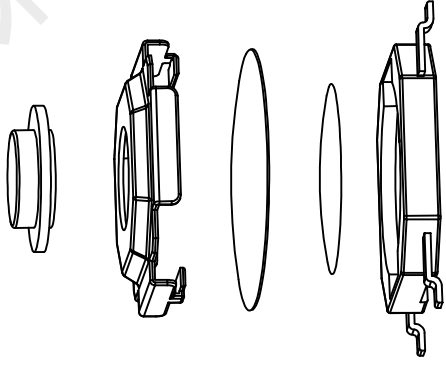


| H | 1.5 | 1.6 | 1.7 | 2.0 | 2.5 | 3.0 | 3.5 | 4.0 | 4.5 | 5.0 | 5.5 |
|---|-----|-----|-----|-----|-----|-----|-----|-----|-----|-----|-----|
|---|-----|-----|-----|-----|-----|-----|-----|-----|-----|-----|-----|

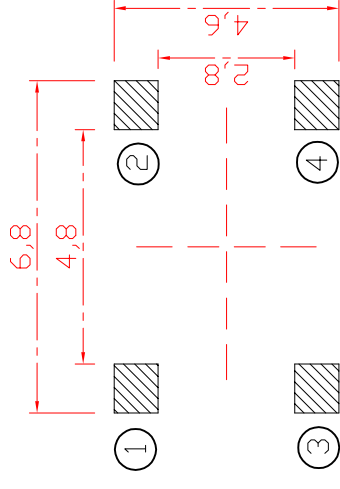


主要技术规格:

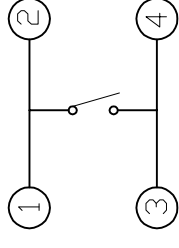
1. 额定值: 50mA DC12V
2. 接触电阻: $\leq 100m\Omega$
3. 操作力: 250 \pm 50gf
4. 行程: 0.25 \pm 0.10mm
5. 绝缘电阻: $\geq 100M\Omega$
6. 抗电强度: 100V 50HZ 1Min.
7. 寿命: 100,000 Cycles

材料:

- 本体: LCP (灰色)
- 按钮: 黄铜 (酸洗)
- 卡件: 磷铜 (镀银)
- 弹片: 不锈钢 (镀银)
- 盖板: 不锈钢
- 防水层: 聚酰亚胺



PCB. 焊接图



电路图

| 深圳市韩下电子有限公司 | | | 品名: 轻触开关 | |
|-------------|--------|------------|----------------------|----|
| 第一视角 | 比例 1:1 | 一般公差 | 型号: HX TS5220A 250GF | |
| | | | | |
| 标记 | 处数 | 更改文件号 | 签名 | 日期 |
| 设计 | 李春风 | 2021.08.25 | | |
| 审核 | 钟国华 | 2021.08.28 | | |
| 批准 | 罗孝金 | 2021.08.30 | | |
| | 单位 mm | >0.5~2 | ± 0.10 | |
| | 重量 | >2~5 | ± 0.25 | |
| | | >5~10 | ± 0.30 | |
| | | 角度 | $\pm 0.5^\circ$ | |



深圳市韩下电子有限公司

Shenzhen Hanxia Electronic Co., Ltd
Tel: 0755-33819206 Fax: 0755-27597491

承 认 书

SPECIFICATION FOR APPROVAL

客 户 Customer:

产品名称 Project:

轻触开关

规格型号 Part No:

HX TS5220A 250GF

贵公司承认印 Approval signatures

| 料 号/Part No. | 签 章/Signatures |
|--------------|----------------|
| | |

日期 Date:

| | | |
|-------------|-----|--|
| 拟制/Drawn | 李春风 | |
| 审核/Check | 钟华华 | |
| 批准/Approved | 罗孝金 | |

产 品 规 格 书

PRODUCT SPECIFICATION

| | | | |
|-------------------------------|------------------------------------|----------------------------------------------------------------------------------------------------------------------------------------------------------------------|-------------------------------------------------------------------------------|
| SIRLES | | 系列:FLIP SWITCHES(轻触开关) | |
| MODEL | | 型号: HX TS5220A 250GF | |
| 1.RATING | | 额定值:50mA 12V DC | |
| 2.CONSTRUTION DIMENSION 结构尺寸 | | Apply to the appended drawing:符合附加图纸 | |
| 3.APPEARANCE 外观 | | Have no remarkable damage,crack and rust etc:无明显损伤,裂纹,锈迹等. | |
| 4.CONTACTLOOP 接触回路 | | Monople loop:单通单极回路 | |
| ITEM 专案 | TEST CONDITION 测试条件 | SPECIFICATION 规格 | |
| 5.CAPABILITY OF ELECTRIC 电气性能 | | | |
| 5A | INSULATION RESISTANCE 绝缘电阻 | Measurements shall be made following Application of DC500V potential across terminals and across terminals and fuame for 1minute,在端子之间和端子与壳之间加 DC250V 条件下,持续 1 分钟测量. | 100M Ω min 100 M Ω 以上. |
| 5B | WITHSTAND VILTAGE 耐电压 | AC250V、50HZ、1 min (imin(interrupting current ≤500uA). AC250V、50HZ、1 分钟(漏电流 500uA) | There shall be no briakdown 无击穿现象出现。 |
| 5C | CONTACT CIRCUIT 接触电路 | Addition 1.5-2 time force on the top of the keystrok and press the switch,DC50V100mA 在按键顶端上等于作用力 1.5-2 倍的力按动开关,DC50V,10Ma. | 100m Ω Max 100m Ω 以下 |
| 5D | SWITCH CONNECTION FLASH 开关接触点抖动 | Addition DC5V on the two side of switch,at a speed of 3-5time a sec.to press the switch.在开关的两端加 DC5V 的电压,以 3-5 次/秒的速度按动开关. | The flash time between open not more than 10ms. 开关在接通和断开时的接点抖动时间不大于 10 ms. |
| 6.MECHANICAL EFFICIENCY 机械性能 | | | |
| 6A | CONTACT STRENGTH 按键强度 | The contact shall be capable of a rorece of 5N for 5 seconds in any directions.沿开关动作方向可承受静能压力 5N, 保持 5 秒钟. | Switch electric andmechanical efficiency does not break 无损开关电气或者机械性能 |
| 6B | CONTACT JOURNEY | | 按键行程 0.25±0.1mm |
| 6C | DRIVE FORCE 驱动力 | Being measure at across spring piece and across keystoke forergometer. 用测力计在按键与弹片之间测量. | Contact switch'sd drive dirive fouce was250±50gf. 按键的开关驱动力为 250±50gf |

| | | | |
|----------------------------------------------|---------------------------------------------------------------------------------------------------------------------------------------------------------------------------------------------------------------------------------------|-----------------------------------------------------------------------------------------------------------------------------------------------------------------------------------------|----------------------------------------------------------------------------------------------------------------------------------------------|
| 6D | CONNECTION STRENGTH 接线端强度 | A force of 1N being applying in any directions of the switch connection partt..在接线端的作用方向施加 1N 的力. | Switch mechanical efficiency does not break.无损开关机械性能. |
| 6E | MECHANICAL LIFE 机械寿命 | Operatin at a rate of 30-50 cycles a minute. 以 30-50 次/分的驱动速度操作. | Life:100000cycles 寿命:100000次 |
| 7.ENVIRONME NT----RESISTANT EFFICIENCY 耐环境性能 | | | |
| 7A | CHANGE OF TEMPERATURE 温度变化 | The first temperature shall be 70 °C ,3h and changed to-25°C, 0.5h, 5cycles of above test. 先 70°C, 3h, 然后-25°C, 0.5h, 如此重复 5 次. | 1. The appearance should not break.外观应无损伤. 2. Contact resistance $\leq 100 M \Omega$ 接触电阻 $\leq 100M\Omega$ |
| 7B | HUMIDITY RESISTANT 耐湿热 | 40 \pm 2°C in temperature and 90-95%RH, Ruring thetest time without load; After testing the temperature should be 24h. 经 40 \pm 2°C, 相对湿度 90-95%, 试验期间, 开关不动作, 不带电负荷, 试验后恢复到常温 24h. | 3. Insulation resistance $\geq 100 M \Omega$. 绝缘电阻 $\geq 100 M \Omega$ |
| 8.IOINTING EFFICIENCY 焊接性能 | | | |
| 8A | SOLDERABILITY 可焊性 | Temperature260 \pm 5 °C ;Duration;3 \pm 0.5S:温度在 260 \pm 5°C, 持续 3 \pm 0.5S. | Solderability part should above 90% 可焊部分被焊料覆盖面应在 90% 以上. |
| 8B | SOLDER—RESISTANT 耐焊剂性 | Warm-up temperature:100°C,40S, 焊锡温度 260 \pm 5 °C, 浸焊时间 5 \pm 0.5S. | Froth height of assist solder should under board and switch electric and mechanical efficien- cy does not break.助焊剂发泡不应超过印制板,无损伤开关电气或机械动作性能. |
| 8C | JOINTING—RESISTANT 耐焊接热 | Jointing temperature: 260 \pm 5 °C ,Duration of immersion: 5 \pm 1S. 焊锡温度 260 \pm 5°C, 浸焊时间 5 \pm 1S | efficiency does not break 无损伤开关电气或机械动作性能. |
| 8D | NORMAL JOLNTING TIMES 正常焊接次数 | | ≤ 2 times 小于 2 次 |
| 9.NOTES | | | |
| 9A | The whole boxes of switch should keep in the temperature -30--80 °C and less than 80%RH withort acidic,alkalescence,caustic gas in the environment of the storage. 整箱包装的开关,应在温度为-30--80°C,相对湿度不大于 80%,周围的空气中没有酸性、碱性或其他腐蚀性气体的库房内保管。 | | |
| 9B | Operating Temperature Range:-20 to 70°C 操作温度的范围: -25 to 70°C | | |
| 9C | Switch should install in a correct method. 开关应按正确的安装方法进行正确安装使用。 | | |

X-ON Electronics

Largest Supplier of Electrical and Electronic Components

Click to view similar products for [Tactile Switches](#) category:

Click to view products by [hanxia](#) manufacturer:

Other Similar products are found below :

[6407-250V-25273P](#) [ADTSA62NV](#) [B3F-3123](#) [1977177-8](#) [1977266-1](#) [ADTSA63NV](#) [ADTSM21NSVTR](#) [ADTSM25RVTR](#) [ADTSM32NVTR](#)
[ADTSMW64RV](#) [1977120-6](#) [FSMRA4JHA04](#) [GS4.70F300QP](#) [KSC241J SP DELTA LFS](#) [3FTL600RAS](#) [3FTL640RAS](#) [6407-250V-25343P](#)
[ADTSM31NVTR](#) [2-1977120-7](#) [TSJW-5.2-260-TR](#) [Y651050400P](#) [KMT011MNGJLHS](#) [70-201.0](#) [ADTSG648NV](#) [ADTSM62KSVTR](#)
[ADTSM648NV](#) [95C06E3RAT](#) [3ATH9Q](#) [FSMRA8JHA04](#) [HARS0073](#) [Y33R411N9FPLFT](#) [Y33R51139FPLFT](#) [Y31C01402FPLFS](#)
[PTS645SK50SMTR92](#) [ADTSM32NVB](#) [KMS233GPWTLFG](#) [Y78B64124FP](#) [Y31CJ244KFP LFS](#) [Y96D113G0FP LFS](#) [Y33A812C5FP LFT](#)
[Y56B2D120FP LFS](#) [Y31C5144KFP LFS](#) [PTS645 DVM83-BN125-2 LFS](#) [B3W 1000G](#) [KSC621G OL LFS](#) [B3F 1002C](#) [B3F 0047H](#) [B3W](#)
[1002C](#) [B3F 5001G](#) [B3W 1100C](#)