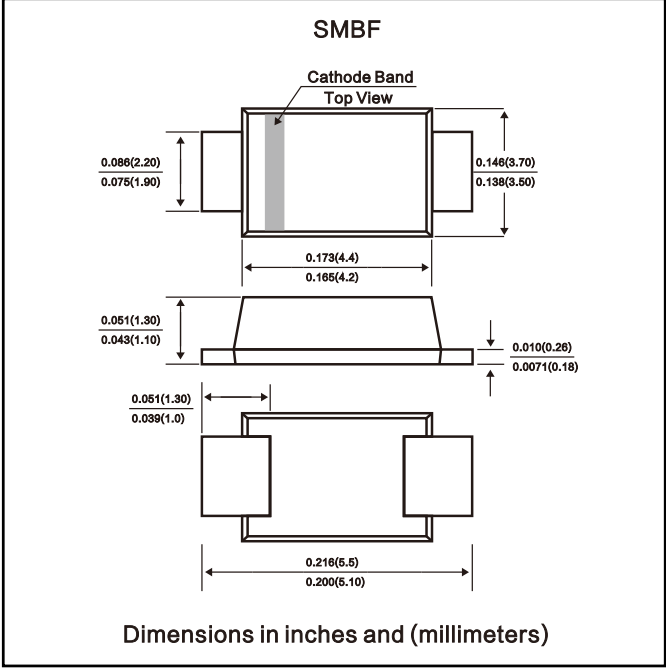


- ### Features
- Plastic package has Underwriters Laborator
 - Flammability Classification 94V-0
 - For surface mounted applications
 - Low profile package
 - Built-in strain relief
 - Metal silicon junction, majority carrier conduction
 - High surge capability
 - High current capability, low forward voltage drop
 - Low power loss, high efficiency
 - For use in low voltage high frequency inverters, free wheeling and polarity protection applications
 - Guardring for overvoltage protection
 - High temperature soldering guaranteed: 250°C/10 seconds at terminals



Mechanical Data

- Case: JEDEC SMB, molded plastic over passivated chip
- Polarity: Color band denotes cathode end
- Weight: 0.093 gram

MAXIMUM RATINGS AND ELECTRICAL CHARACTERISTICS

Ratings at 25°C ambient temperature unless otherwise specified

		HL52BF	HL53BF	HL54BF	HL55BF	HL56BF	HL58BF	HL59BF	HL510BF	UNITS
Maximum recurrent peak reverse voltage	V_{RRM}	20	30	40	50	60	80	90	100	V
Maximum RMS voltage	V_{RWS}	14	21	28	35	42	56	63	70	V
Maximum DC blocking voltage	V_{DC}	20	30	40	50	60	80	90	100	V
Maximum average forward rectified current at T_L (SEE FIG. 1) (NOTE 2)	$I_{(AV)}$	5.0								A
Peak forward surge current 8.3ms single half-sine-wave superimposed on rated load (JEDEC Method)	I_{FSM}	175								A
Maximum instantaneous forward voltage at 5.0A (NOTE 1)	V_F	0.5		0.65		0.75				V
Maximum DC reverse current @ $T_A=25^\circ\text{C}$ at rated DC blocking voltage (NOTE 1) @ $T_A=100^\circ\text{C}$	I_R	0.5				10				mA
Typical thermal resistance (NOTE 2)	R_{JA}	55								°C/W
	R_{JL}	17								
Operating junction temperature range	T_J	-55 to +150								°C
Storage temperature range	T_{STG}	-55 to +150								°C

NOTE: 1. Pulse test: 300 μs pulse width, 1% duty cycle
 2. P.C.B. mounted with 0.55"X0.55" (14.0X14.0mm²) copper pad areas

FIG.1 -- FORWARD DERATING CURVE

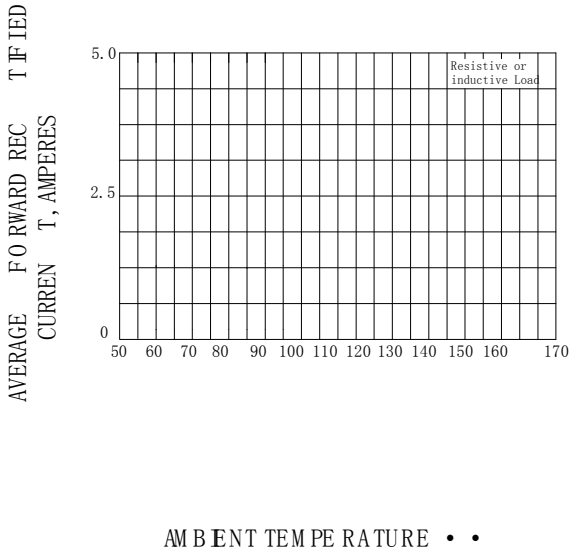


FIG.2-- PEAK FORWARD SURGE CURRENT

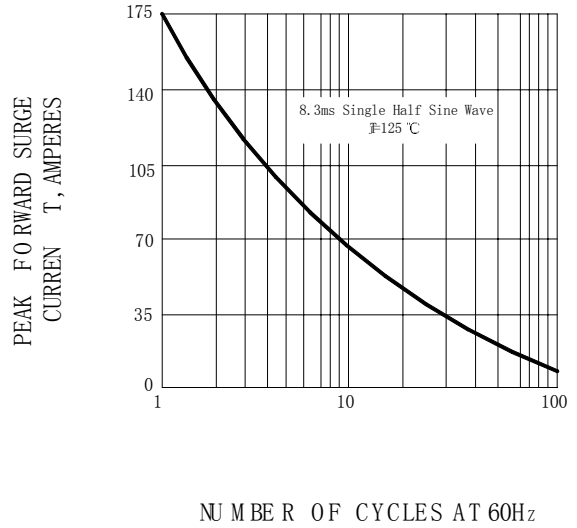


FIG.3 -- TYPICAL FORWARD CHARACTERISTICS

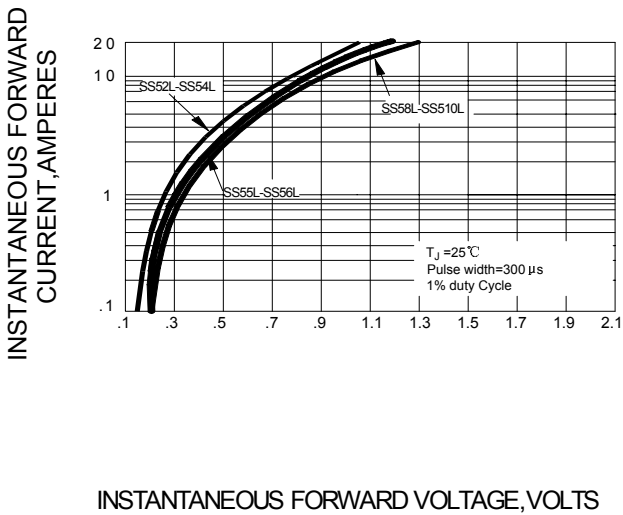
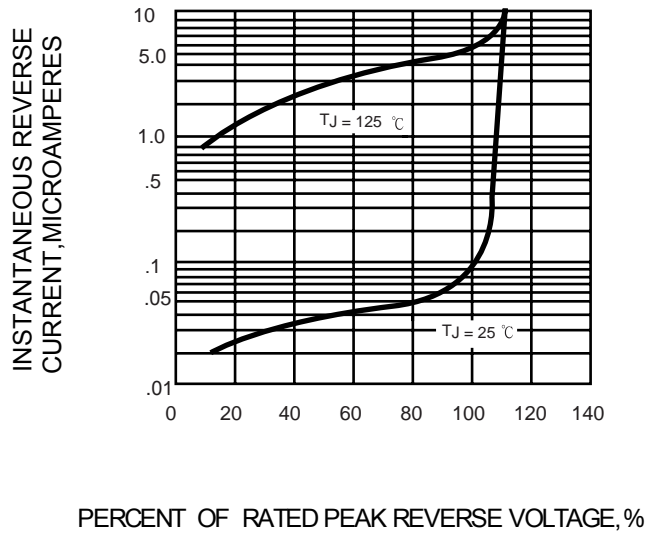


FIG.4 -- TYPICAL REVERSE CHARACTERISTICS



X-ON Electronics

Largest Supplier of Electrical and Electronic Components

Click to view similar products for [Diodes - General Purpose, Power, Switching category](#):

Click to view products by [Haolin manufacturer](#):

Other Similar products are found below :

[MMBD3004S-13-F](#) [1N3611](#) [NTE156A](#) [NTE6244](#) [1SS400CST2RA](#) [SDAA13](#) [SHN2D02FUTW1T1G](#) [1N4449](#) [1N456A](#) [1N914BTR](#)
[D291S45T](#) [BAS 16-02L E6327](#) [BAS 16-02V H6327](#) [BAS 21U E6327](#) [BAS 28 E6327](#) [BAW56DWQ-7-F](#) [BAW56M3T5G](#) [BAW75-TAP](#)
[MM230L-CAA](#) [IDW40E65D1](#) [JAN1N3600](#) [JAN1N4454UR-1](#) [SMMSD4148T3G](#) [BYW95B/A52A](#) [NSVDAN222T1G](#) [CDSZC01100-HF](#)
[BAV70HDW-7](#) [BAS28-7](#) [JANTX1N6640](#) [BAW56HDW-13](#) [BAS28 TR](#) [VS-HFA04SD60STR-M3](#) [1SS388-TP](#) [BAV99TQ-13-F](#)
[BAV99HDW-13](#) [1N4004](#) [MMDB30-E28X](#) [LS4148](#) [IDV15E65D2](#) [W0503RH200S0L](#) [M0268SJ200NLF](#) [M0268RJ200NLF](#) [S3MBF](#) [US1J](#)
[DAN217U-TP](#) [SHV-06JNS-Q](#) [IDW30C65D1](#) [IDW80C65D1](#) [VS-HFA30TA60CSR-M3](#) [M1MA152WAT1](#)