

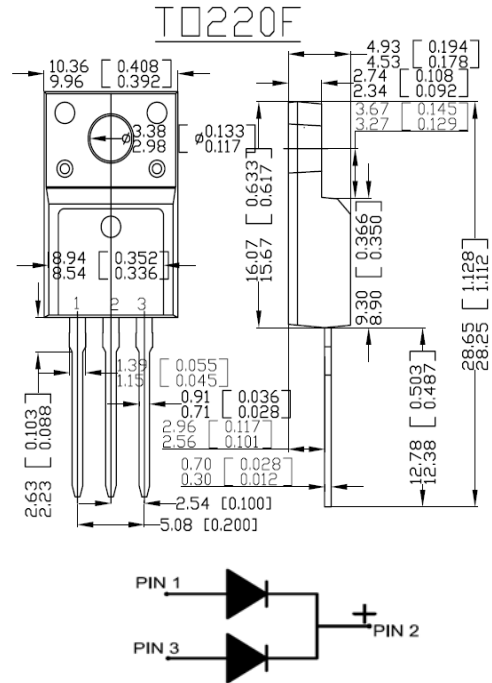


TO- 220F SCHOTTKY BARRIER RECTIFIERS

MBR10150

FEATURES

- Schottky Barrier Chip
- Guard Ring Die Construction for Transient Protection
- Low Power Loss,High Efficiency
- High Surge Capability
- High Current Capability and Low Forward Voltage Drop
- For Use in Low Voltage,High Frequency Inverters,Free Wheeling,and Polarity Protection Applications



Dimensions in millimeters and (inches)

ELECTRICAL CHARACTERISTICS (Tamb=25°C)

Characteristic	Symbol	MBR10150	Unit
Peak Repetitive Reverse Voltage	V_{RRM}	150	V
Working Peak Reverse Voltage	V_{RWM}		
DC Blocking Voltage	V_R		
Average Rectifide Output Current	I_c	10	A
Maximum Instaneous Forward Voltage @ $I_F=5A, T_c=25\text{ }^\circ\text{C}$ @ $I_F=5A, T_c=125\text{ }^\circ\text{C}$ @ $I_F=10A, T_c=25\text{ }^\circ\text{C}$ @ $I_F=10A, T_c=125\text{ }^\circ\text{C}$	V_F	0.85 0.80 0.95 0.85	V
Peak Reverse Current @ $T_c=25\text{ }^\circ\text{C}$ at Rated DC Blocking Voltage @ $T_c=125\text{ }^\circ\text{C}$	I_R	10 200	μA
Operating and Storage Temperature Range	T_j, T_{stg}	-55 to +150	$^\circ\text{C}$

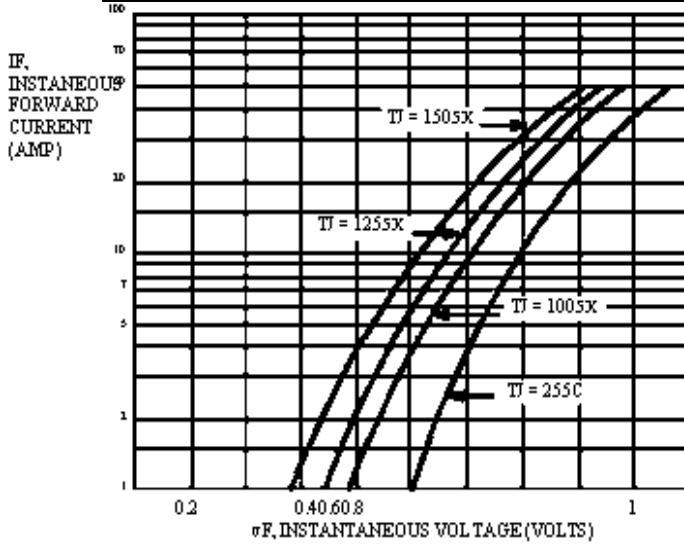


Figure 1. Typical Forward Voltage (Per Leg) vs. Instantaneous Forward Current

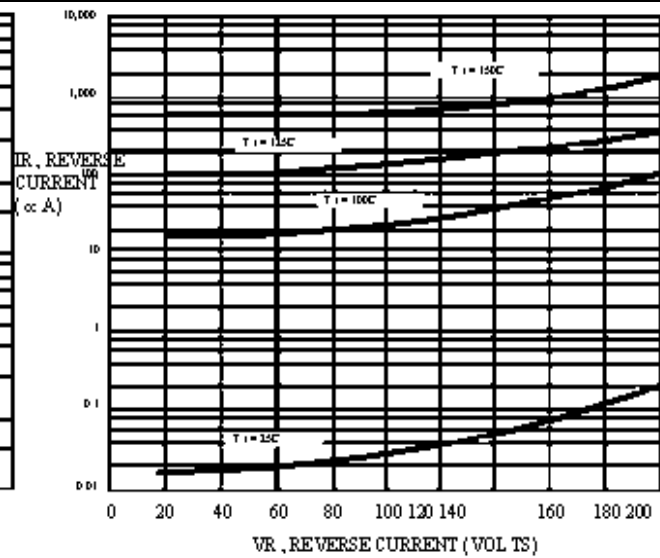


Figure 2. Typical Reverse Current (Per Leg) vs. Reverse Voltage

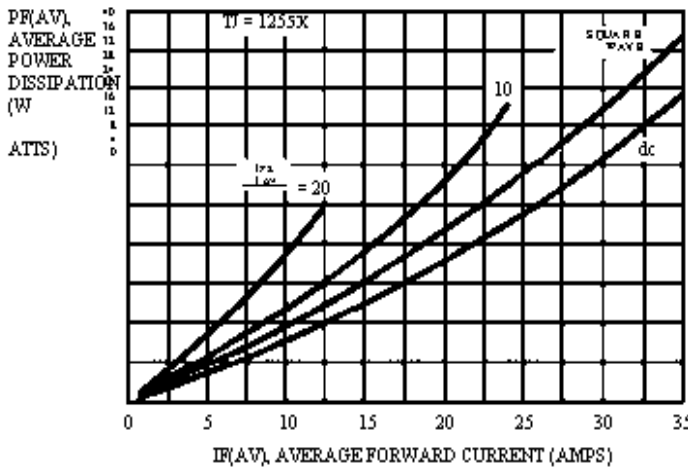


Figure 3. Forward Power Dissipation vs. Average Forward Current

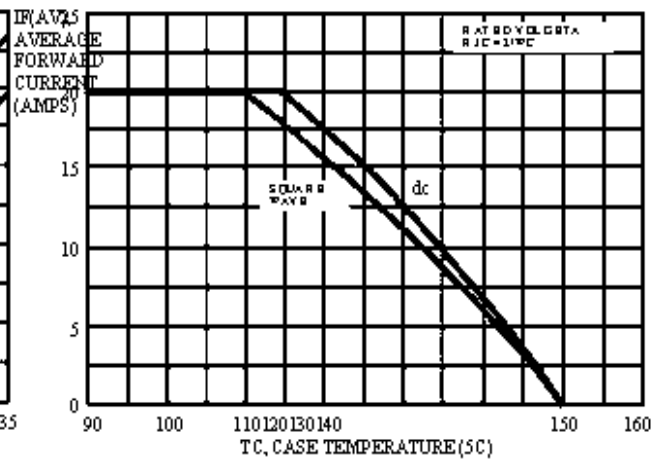


Figure 4. Current Derating, Case vs. Case Temperature

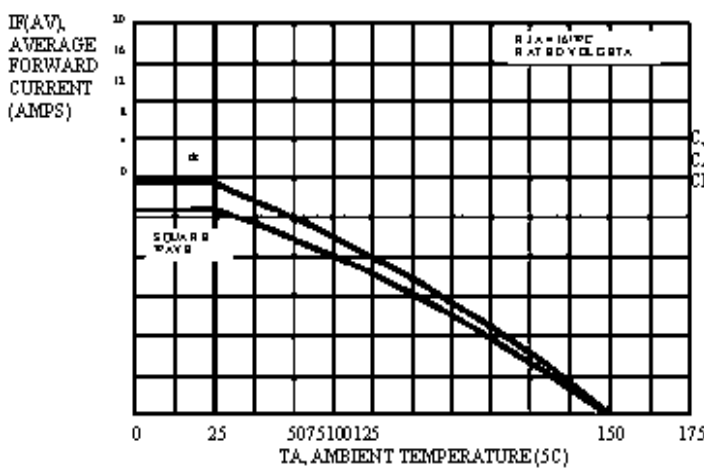


Figure 5. Current Derating, Ambient vs. Ambient Temperature

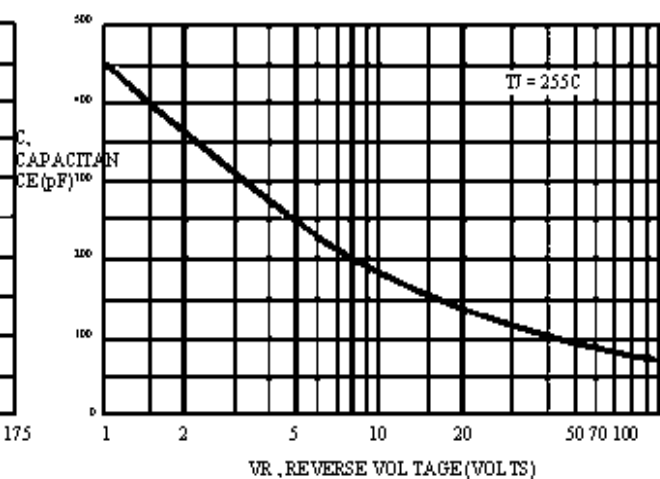


Figure 6. Typical Capacitance (Per Leg) vs. Reverse Voltage

X-ON Electronics

Largest Supplier of Electrical and Electronic Components

Click to view similar products for [Schottky Diodes & Rectifiers](#) category:

Click to view products by [Haolin](#) manufacturer:

Other Similar products are found below :

[MA4E2039](#) [MMBD301M3T5G](#) [HFA35HB60C](#) [RB160M-50TR](#) [D83C](#) [BAS16E6433HTMA1](#) [BAS 3010S-02LRH](#) [E6327](#) [BAT 54-02LRH](#)
[E6327](#) [NRVBAF360T3G](#) [NSR05F40QNXT5G](#) [NTE555](#) [JANS1N6640](#) [SS3003CH-TL-E](#) [GA01SHT18](#) [CRS10I30A\(TE85L,QM](#)
[MBRA140TRPBF](#) [MBRB30H30CT-1G](#) [BAT 15-04R](#) [E6152](#) [JANTX1N5712-1](#) [DMJ3940-000](#) [SB007-03C-TB-E](#) [NRVBB20100CTT4G](#)
[NRVBM120LT1G](#) [NTSB30U100CT-1G](#) [CRG04\(T5L,TEMQ\)](#) [ACDBA1100LR-HF](#) [ACDBA1200-HF](#) [ACDBA240-HF](#) [ACDBA3100-HF](#)
[CDBQC0530L-HF](#) [ACDBA260LR-HF](#) [ACDBA1100-HF](#) [10BQ015-M3/5BT](#) [NRVBM120ET1G](#) [VSSB410S-M3/5BT](#) [1N5819T-G](#)
[PDS1040Q-13](#) [B160BQ-13-F](#) [SDM05U20CSP-7](#) [BAS 70-07](#) [E6433](#) [B140S1F-7](#) [HSM560Je3/TR13](#) [DDB2265-000](#) [ZHCS506QTA](#)
[HSM190Je3/TR13](#) [B330AF-13](#) [ACDBUC0230-HF](#) [SDM1U100S1F-7](#) [MBR10200CTF-G1](#) [CDLL5712](#)