



DO-201AD SCHOTTKY BARRIER DIODE

Reverse Voltage -20 to 100 Volts

Forward Current -8.0 Ampere

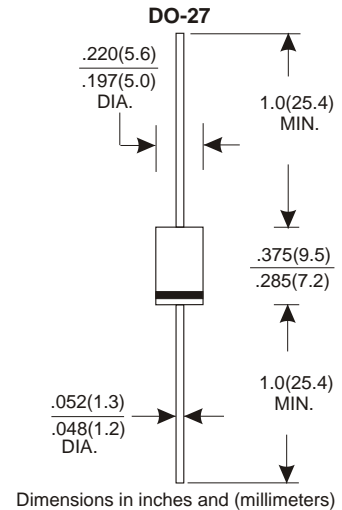
SR820 - SR8A0

FEATURES

- . Plastic package has Underwriters Laboratory Flammability Classification 94V-0
- . Metal silicon junction ,majority carrier conduction
- . Guard ring for overvoltage protection
- . Low power loss,high efficiency
- . High current capability ,Low forward voltage drop
- . Single rectifier construction
- . High surge capability
- . For use in low voltage ,high frequency inverters, free wheeling , and polarity protection applications
- . High temperature soldering guaranteed: 250°C/10 seconds
- . 0.25"(6.35mm)from case

MECHANICAL DATA

- . **Case:** JEDEC DO-220AC molded plastic body
- . **Terminals:** lead solderable per MIL-STD-750,method 2026
- . **Polarity:** As marked
- . **Mounting Position:** Any
- . **Weight:** 0.08 ounce, 2.24 gram



MAXIMUM RATINGS AND ELECTRICAL CHARACTERISTICS

(Ratings at 25°C ambient temperature unless otherwise specified,Single phase,half wave,resistive or inductive)

load. For capacitive load,derate by 20%)

	Symbols	SR820	SR830	SR840	SR850	SR860	SR880	SR8A0	Units
Maximum repetitive peak reverse voltage	V _{RRM}	20	30	40	50	60	80	100	Volts
Maximum RMS voltage	V _{RMS}	14	21	28	35	42	57	71	Volts
Maximum DC blocking voltage	V _{DC}	20	30	40	50	60	80	100	Volts
Macimum average forward rectified current(see Fig.1)	I _(AV)	8.0							Amps
Repetitive peak forward current(square wavr, 20KHz) at T _c =105°C	I _{FRM}	16.0							Amps
Peak forward surge current 8.3ms singel half sine-wave superimposed on rated load (JEDEC method)	I _{FSM}	150.0							Amps
Maximum instantaneous forward voltage at 7.5 A(Note 1)	V _F	0.65		0.75		0.8	0.85		Volts
Maximum instantaneous reverse current at rated DC blocking voltage(Note 1)	TA=25°C	1.0							mA
	TA=125°C	15		50					
Typeical thermal resistance(Note 2)	R θ _{JC}	2.5							°C/W
Operating junction temperature range	T _J	-65 to +150			-65 to +150				°C
storage temperature range	T _{STG}	-65 to +150							°C

Notes: 1. Pulse test: 300 μs pulse width,1% duty cycle

2.Thermal resistance from junction to case

RATINGS AND CHARACTERISTIC CURVES SR820 THRU SR8A0(SINGLE CHIP)

FIG.1-FORWARD CURRENT DERATING CURVE

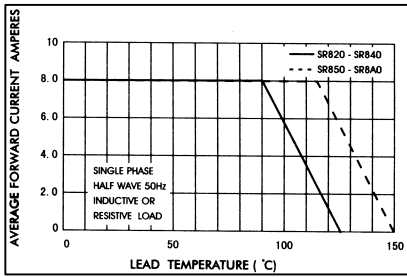


FIG.2-TYPICAL INSTANTANEOUS FORWARD CHARACTERISTICS

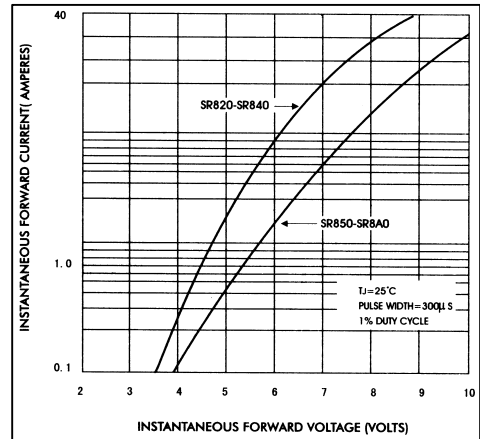


FIG.4-TYPICAL JUNCTION CAPACITANCE

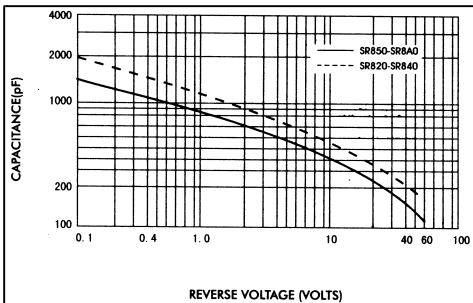


FIG.3-TYPICAL REVERSE CHARACTERISTICS

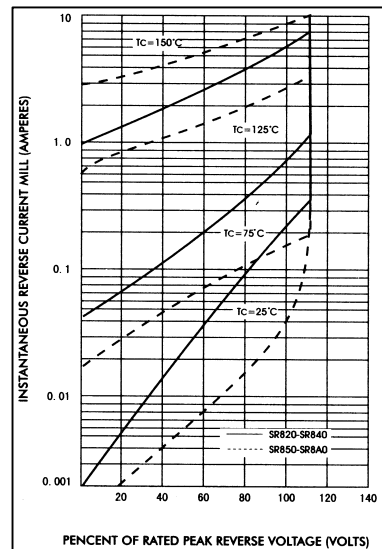
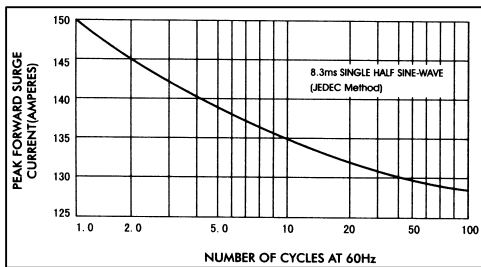


FIG.5-MAXIMUM NON-REPETITIVE PEAK FORWARD SURGE CURRENT



X-ON Electronics

Largest Supplier of Electrical and Electronic Components

Click to view similar products for [Schottky Diodes & Rectifiers](#) category:

Click to view products by [Haolin](#) manufacturer:

Other Similar products are found below :

[MA4E2039](#) [MMBD301M3T5G](#) [HFA35HB60C](#) [RB160M-50TR](#) [D83C](#) [BAS16E6433HTMA1](#) [BAS 3010S-02LRH](#) [E6327](#) [BAT 54-02LRH](#)
[E6327](#) [NRVBAF360T3G](#) [NSR05F40QNXT5G](#) [NTE555](#) [JANS1N6640](#) [SS3003CH-TL-E](#) [GA01SHT18](#) [CRS10I30A\(TE85L,QM](#)
[MBRA140TRPBF](#) [MBRB30H30CT-1G](#) [BAT 15-04R](#) [E6152](#) [JANTX1N5712-1](#) [DMJ3940-000](#) [SB007-03C-TB-E](#) [NRVBB20100CTT4G](#)
[NRVBM120LT1G](#) [NTSB30U100CT-1G](#) [CRG04\(T5L,TEMQ\)](#) [ACDBA1100LR-HF](#) [ACDBA1200-HF](#) [ACDBA240-HF](#) [ACDBA3100-HF](#)
[CDBQC0530L-HF](#) [ACDBA260LR-HF](#) [ACDBA1100-HF](#) [10BQ015-M3/5BT](#) [NRVBM120ET1G](#) [VSSB410S-M3/5BT](#) [1N5819T-G](#)
[PDS1040Q-13](#) [B160BQ-13-F](#) [SDM05U20CSP-7](#) [BAS 70-07](#) [E6433](#) [B140S1F-7](#) [HSM560Je3/TR13](#) [DDB2265-000](#) [ZHCS506QTA](#)
[HSM190Je3/TR13](#) [B330AF-13](#) [ACDBUC0230-HF](#) [SDM1U100S1F-7](#) [MBR10200CTF-G1](#) [CDLL5712](#)