

RS12xxA/RS12xxB 12A TRIACs

DESCRIPTION:

High current density due to double mesa technology, SIPOS and Glass Passivation.

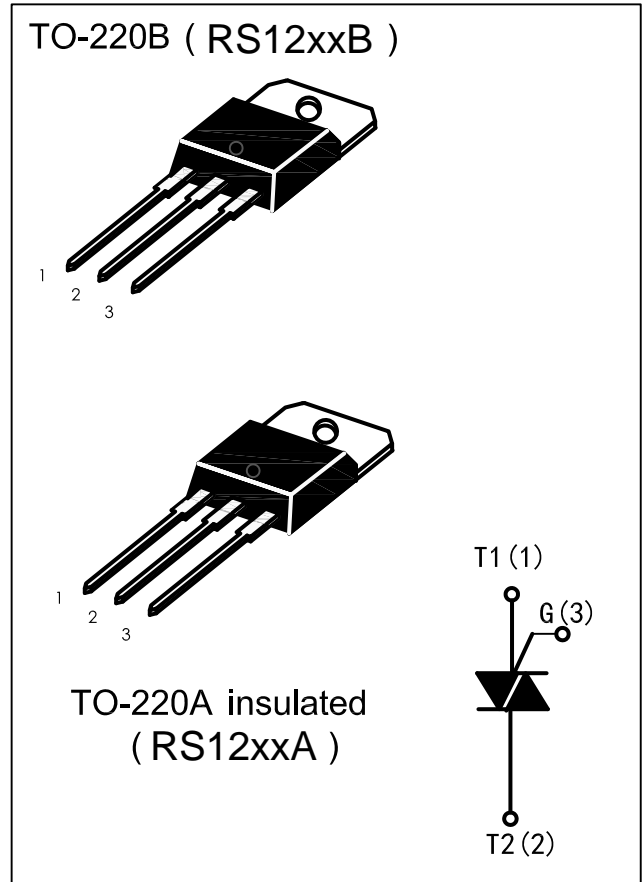
RS12xx series triacs is suitable for or for phase control operation, light dimmers, motor speed ON/OFF function in applications such as static relays, general purpose AC switching, They can be used as an heating regulation, induction motor starting circuits...controllers.

RS12xx-TW -SW -CW -BW are 3 quadrants triacs, They are specially recommended for use on inductive loads.

RS12xx are isolated internally. they provide a 2500V RMS isolation voltage from all three terminals to external heat sink.

MAIN FEATURES

Symbol	Value	Unit
$I_{T(RMS)}$	12	A
V_{DRM}/V_{RRM}	600and800	V
V_{TM}	≤ 1.55	V



ABSOLUTE MAXIMUM RATINGS

Parameter	Symbol	Value	Unit
Storage junction temperature range	Tstg	-40 to +150	°C
Operating junction temperature range	Tj	-40 to +125	°C
Repetitive Peak Off-state Voltage Repetitive Peak Reverse Voltage	V_{DRM} V_{RRM}	600and800 600and800	V
Non repetitive Surge Peak Off-state Voltage Non repetitive Peak Reverse Voltage	V_{DSM} V_{RSM}	700and900 700and900	V
RMS on-state current (full sine wave)	TO-220AB Tc=105°C	12	A
	TO-220AB Ins Tc=90°C		
Non repetitive surge peak on-state current (full cycle, Tj=25°C)	f = 50 Hz t=20ms	120	A
	f = 60 Hz t=16.7ms		
I ² t Value for fusing tp=10ms	I ² t	78	A ² s
Critical rate of rise of on-state current IG=2×IGT, tr≤100 ns, f=120Hz, Tj=125°C	di/dt	50	A/us
Peak gate current tp=20us, Tj=125°C	IGM	4	A
Average gate power dissipation Tj=125°C	PG(AV)	1	W

ELECTRICAL CHARACTERISTICS(T_j=25°C unless otherwise specified)

● 3 Quadrants

Symbol	Test Condition	Quadrant		RS12xxB/RS12xxA				Unit
				TW	SW	CW	BW	
I _{GT}	V _D =12V R _L =30Ω	I - II - III	MAX.	5	10	35	50	mA
V _{GT}		I - II - III	MAX.	1.3				V
V _{GD}	V _D =V _{DRM} R _L =3.3KΩ T _j =125°C	I - II - III	MIN..	0.2				V
I _L	I _G =1.2I _{GT}	I - III	MAX.	10	25	50	70	mA
		II		15	30	60	80	
I _H	I _T =100mA		MAX.	10	15	35	50	mA
dV/dt	V _D =67%V _{DRM} gate open T _j =125°C		MIN.	20	40	500	1000	V/μs
(dI/dt) _c	(dV/dt) c=0.1V/μs T _j =125°C		MIN.	3.5	6.5	----	----	A/ms
	(dV/dt) c=10V/μs T _j =125°C			1.0	2.9	----	----	
	Without snubber T _j =125°C			----	----	6.5	12	

● 4 Quadrants

Symbol	Test Condition	Quadrant		RS12xxB/RS12xxA		Unit
				C	B	
I _{GT}	V _D =12V R _L =30Ω	I - II - III IV	MAX.	25 50	50 100	mA
V _{GT}		ALL	MAX.	1.3		V
V _{GD}	V _D =V _{DRM} R _L =3.3KΩ T _j =125°C	ALL	MIN.	0.2		V
I _L	I _G =1.2I _{GT}	I - III - IV	MAX.	40	50	mA
		II		80	100	
I _H	I _T =100mA		MAX.	25	50	mA
dV/dt	V _D =67%V _{DRM} gate open T _j =125°C		MIN.	200	400	V/μs
(dI/dt) _c	(dV/dt) c=0.1V/μs T _j =125°C		MIN.	----	----	
	(dV/dt) c=10V/μs T _j =125°C			----	----	
	Without snubber T _j =125°C			----	----	

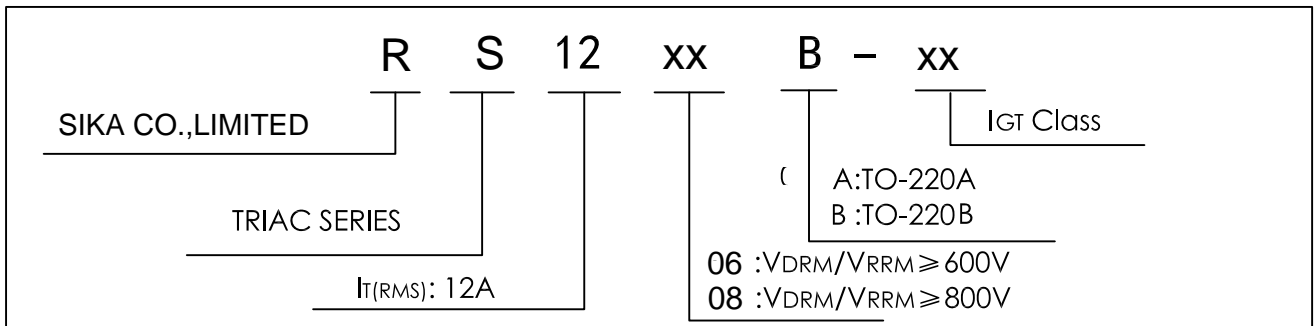
STATIC CHARACTERISTICS

Symbol	Test Conditions		Value (MAX)	Unit
V_{TM}	$I_{TM}=17A, t_p=380\mu S$	$T_j=25^\circ C$	1.55	V
I_{DRM}	$V_D=V_{DRM}$	$T_j=25^\circ C$	5	μA
I_{RRM}	$V_R=V_{RRM}$	$T_j=125^\circ C$	1	mA

THERMAL RESISTANCES

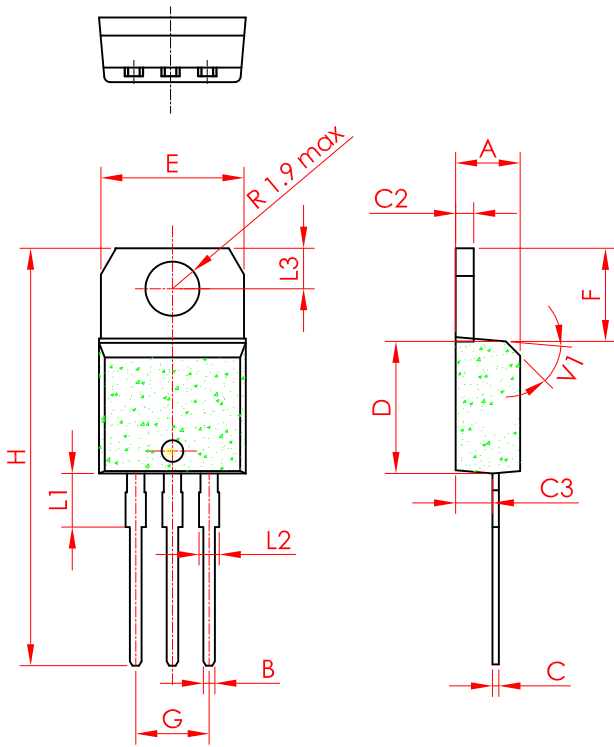
Symbol	Parameter		Value	Unit
$R_{th(j-c)}$	Junction to case (AC)	TO-220AB	1.4	$^\circ C/W$
		TO-220AB Insulated	2.3	

ORDERING INFORMATION



PACKAGE MECHANICAL DATA

TO-220AB



Ref.	Dimensions					
	Millimeters			Inches		
	Min.	Typ.	Max.	Min.	Typ.	Max.
A	4.4		4.6	0.173		1.181
B	0.61		0.88	0.024		0.034
C	0.49		0.70	0.019		0.027
C2	1.23		1.32	0.048		0.051
C3	2.4		2.72	0.094		0.107
D	8.6		9.7	0.338		0.382
E	10		10.4	0.393		0.409
F	6.2		6.6	0.244		0.259
G	4.8		5.4	0.189		0.213
H	28.0		29.8	11.0		11.7
L1		3.75			0.147	
L2	1.14		1.7	0.044		0.066
L3	2.65		2.95	0.104		0.116
V1		40°			40°	

Fig. 1: Maximum power dissipation versus RMS on-state current(full cycle)

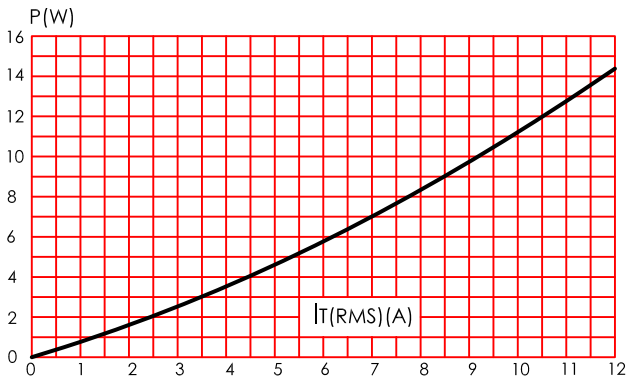


Fig. 2: RMS on-state current versus case temperature(full cycle)

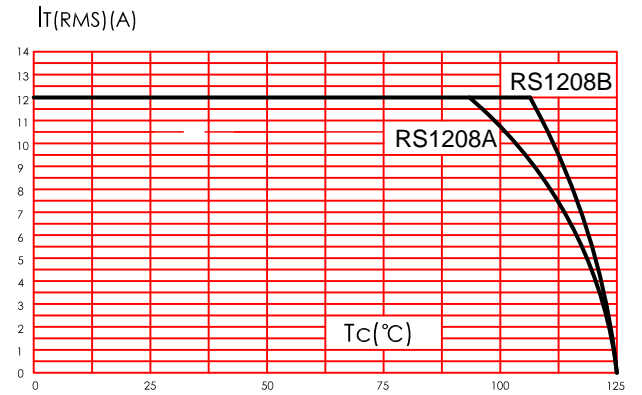


Fig. 3: on-state characteristics (maximum values)

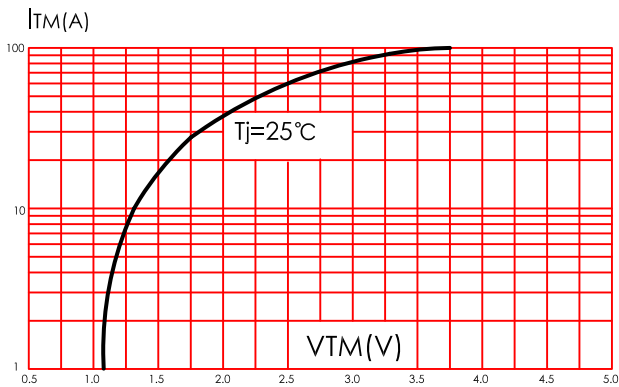


Fig. 4: Surge peak on-state current versus number of cycles

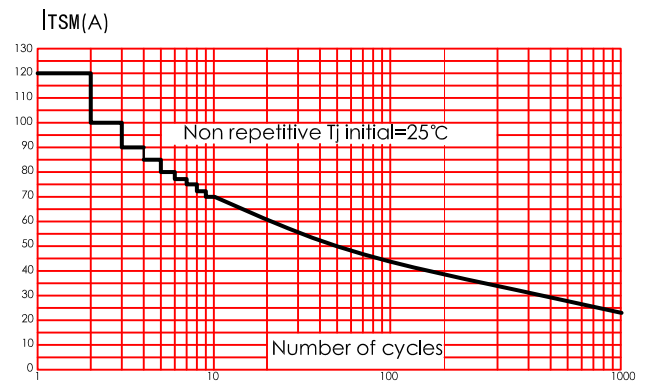


Fig. 5: Non-repetitive surge peak on-state current for a sinusoidal pulse with width $t_p < 10\text{ms}$

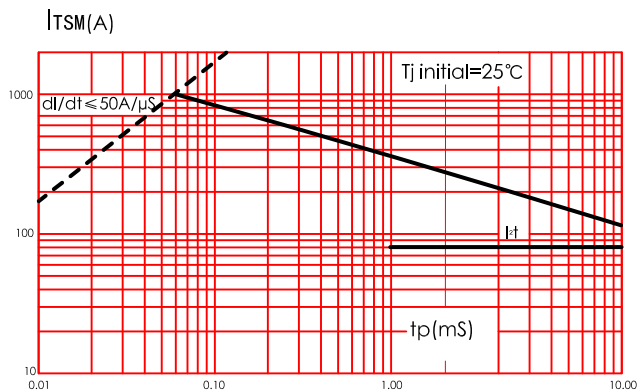
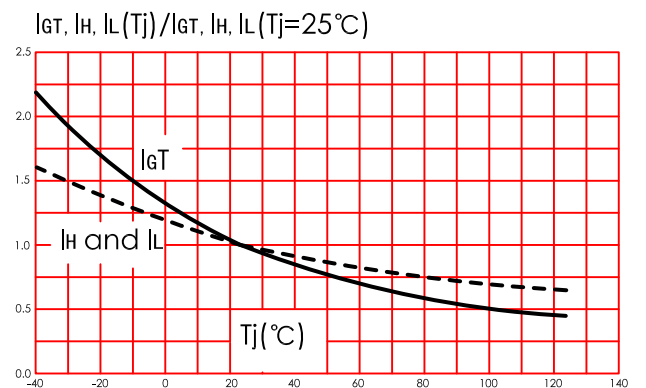


Fig. 6: Relative variation of gate trigger current, holding current and latching current versus junction temperature(typical values)



X-ON Electronics

Largest Supplier of Electrical and Electronic Components

Click to view similar products for [Triacs](#) category:

Click to view products by [Haoruijia](#) manufacturer:

Other Similar products are found below :

[BT137-600-0Q](#) [OT415Q](#) [2N6075A](#) [NTE5688](#) [BTA2008W-800D,135](#) [D31410](#) [ACS102-5T1](#) [ACS102-5TA](#) [MAC97A4G](#) [Z0107MAG](#)
[Z0107MARL1G](#) [Z0109MARLRPG](#) [MAC97A8-TA](#) [BT131W-800](#) [BT138S-800E](#) [BT137S-800E](#) [BT136S-600D](#) [BTA08-600TWRG](#)
[X0405MF-252](#) [MAC97A8-23-3L](#) [MCR100-8-23-3L](#) [BTA24-800B](#) [BT151-600R](#) [BT131](#) [BTA41-1200B](#) [MCR16](#) [MCR100-8](#) [MCR16](#)
[BT131-800D](#) [BT134-800E](#) [BT138-800E](#) [MCR100-8](#) [BTA12-800BWRG\(UMW\)](#) [BTA24-600BWRG\(UMW\)](#) [BTA24-800BWRG\(UMW\)](#)
[BTA12-600BWRG\(UMW\)](#) [BTA16-600CRG\(UMW\)](#) [BTA12-600CRG\(UMW\)](#) [BS61089B-8](#) [BT134W-600E](#) [BT134-600E](#) [JR0405S3](#)
[BCR12PM](#) [MAC97A6](#) [BTA24-800CRG\(UMW\)](#) [BTA16-600BRG\(UMW\)](#) [BTA16-800BWRG\(UMW\)](#) [Z0109-NN](#) [BTA41](#) [MCR100-8U](#)