

# Control and signaling units Ø 22

Harmony<sup>®</sup> XB4 metal

Catalog

August 2015



# How can you fit a 6000-page catalog in your pocket ?

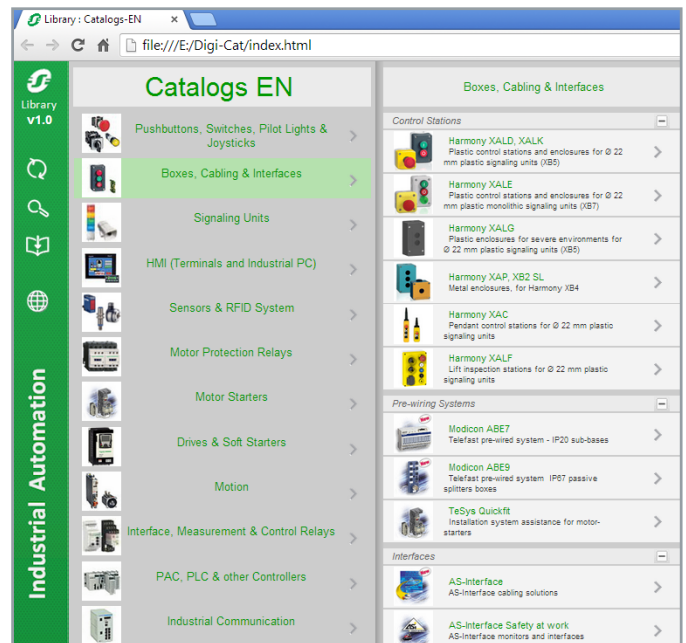
Schneider Electric provides you with the complete set of industrial automation catalogs all on a handy USB key for PC or in an application for tablets



## Digi-Cat, a handy USB key for PC



- > Convenient to carry
- > Always up-to-date
- > Environmentally friendly
- > Easy-to-share format



Contact your local representative to get your own Digi-Cat



## e-Library, the app for tablets

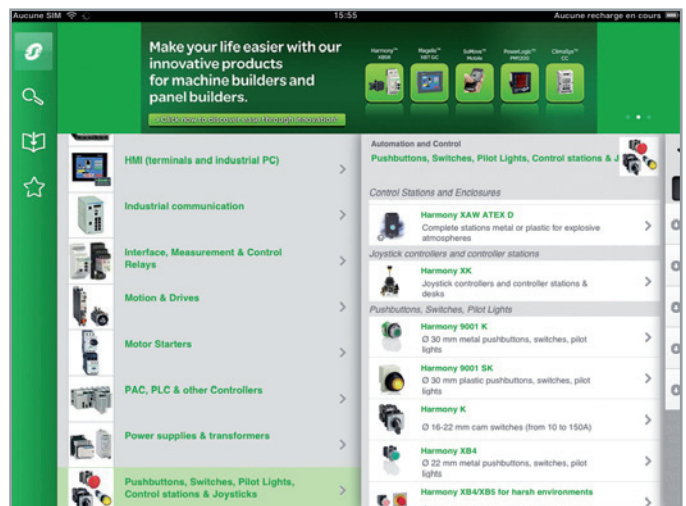
If you have an iPad®:

- > Go to the App Store and search for e-Library
- > or scan the QR code



If you have an Android tablet:

- > Go to the Google Play Store™ and search for eLibrary
- > or scan the QR code



# General contents

## Harmony® XB4 metal

**Selection guide** ..... *page 2*

### ■ General








□ Presentation ..... *page 4*  
□ Description ..... *page 5*

### ■ Installation

□ Contact mounting - Contact sequence ..... *page 12*

### ■ References

□ Spring return, pushbuttons ..... *page 14*  
□ Illuminated pushbuttons, spring return  
- With integral LED ..... *page 17*  
- With BA 9s base fitting ..... *page 19*  
□ Multiple-headed pushbuttons, spring return ..... *page 20*  
□ Mushroom head pushbuttons, spring return type or latching type ..... *page 22*  
□ Emergency stop and Emergency switching off functions ..... *page 24*  
□ Pushbuttons and Illuminated pushbuttons, push-push ..... *page 26*  
□ Selector switches  
- With standard handle ..... *page 28*  
- With long handle and padlockable long handle ..... *page 29*  
- Key switches ..... *page 30*  
- With knurled knob ..... *page 31*  
- Illuminated, with standard handle and integral LED ..... *page 32*  
□ Pilot lights  
- With integral LED ..... *page 34*  
- With BA 9s base fitting ..... *page 35*  
□ Specific functions  
- Manual overload reset pushbuttons ..... *page 36*  
- Heads for potentiometer, hour counters,  
annunciators and fuse carrier ..... *page 36*  
- Joystick controllers with screw clamp terminal connections ..... *page 37*  
□ Contact and illuminated functions (blocks & bodies)  
- With screw clamp terminal connections ..... *page 38*  
- With spring clamp terminal connections ..... *page 40*  
- For printed circuit board ..... *page 41*  
- With Faston or plug-in connectors ..... *page 42*  
□ Body/contact assemblies and light blocks  
- With integral LED ..... *page 44*  
- With BA 9s base fitting ..... *page 48*  
□ Accessories  
- For heads ..... *page 51*  
- For pushbuttons ..... *page 59*  
- Legends and legend holders ..... *page 52*  
■ **Product reference index** ..... *page 62*

Type of products		Pilot lights	Pushbuttons, selector switches and pilot lights			Biometric switches
						
						
						
						
<b>Description of range</b>		<ul style="list-style-type: none"> <li>LED pilot lights</li> </ul>	<ul style="list-style-type: none"> <li>Pushbuttons</li> <li>Multiple-headed pushbuttons</li> <li>Emergency stop pushbuttons</li> <li>Selector switches and key switches</li> <li>Illuminated pushbuttons</li> <li>Pilot lights</li> </ul>			<ul style="list-style-type: none"> <li>Fingerprint readers 24V <math>\overline{\text{---}}</math></li> <li>Stand-alone biometric switches</li> <li>Stand-alone USB biometric switches</li> <li>USB biometric switches dedicated to Schneider HMI (1)</li> </ul>
<b>Features</b>	Products	Monolithic, compact, low consumption	Complete units or sub-assemblies (body + head)			Monolithic
	Bezel	Double insulated	Double insulated (3)	Metal, chromium plated or black	Double insulated	Double insulated, dark grey
	Shape of head	Circular	Circular, square or rectangular	Circular	Circular or square	–
<b>Drilling or cut-out for fixing</b>		$\varnothing$ 8 mm and $\varnothing$ 12 mm/0.315 in. and 0.472 in.	$\varnothing$ 16 mm/0.630 in.	$\varnothing$ 22 mm/0.866 in.		
<b>Degree of protection</b>	Conforming to IEC 60529	IP 40 IP 65 with seal	IP 65	IP 66 IP 69K (Selector switches and key switches, multiple-headed pushbuttons and Emergency stop pushbuttons with bellows)	IP 65 (control button)	
	Conforming to UL 508 and CSA C22-2 N° 14	–	Enclosure type 4, 4X and 13			Enclosure type 12
<b>Cabling</b>		Tags for 2.8 x 0.5 mm/0.110 x 0.020 in. connectors or threaded connector	Faston connectors Solder pins for printed circuit boards (3) Fast connector socket (4)	Spring clamp terminal connections Screw clamp terminal connections Faston connectors Connector With adaptor for printed circuit board	Cable or connectors	
<b>Mounting</b>	Panel thickness	1...8 mm/ 0.039...0.315 in.	1...6 mm/0.039...0.236 in.			
<b>Type references</b>		XVLA	XB6, XB6E	<b>XB4</b>	XB5	XB5S

(1) Compatible with Magelis iPC, STU, OT, GXO, GT (except GT1000 series), GK, GH, and GTO models.  
 (2) Wireless and batteryless pushbutton and receiver ready-paired at the factory.



### Presentation

The Harmony® XB4 range of metal control and signaling units combines simplicity of installation, flexibility and robustness. It meets the requirements of the majority of industrial applications.

■ This range includes:

- Pushbuttons and switches designed for Start/Stop control of machines and installations, adjustment and parametering (contact functions): Pushbuttons, selector/key switches, Emergency stop or Emergency switching off functions, multiple-headed pushbuttons
- Pilot lights designed for visual signaling (signaling functions)
- Illuminated pushbuttons designed for control and signaling (contact functions + signaling functions)

■ These products are shown on the following pages in two forms:

- Complete units with chromium plated metal bezel
- Sub-assemblies for user assembly (body sub-assemblies and head sub-assemblies with chromium plated or black metal bezel)

■ The pushbutton and switch control offer (illuminated and non-illuminated) is both broad and comprehensive:

- Flush, projecting, recessed, booted, spring return, push-pull, marked or unmarked pushbuttons
- Emergency stop trigger action and mechanically latching pushbuttons (conforming to standards EN/IEC 60204-1 and EN/ISO 13850)
- Emergency switching off mechanically latching pushbuttons (conforming to standard IEC 60364-5-53)
- Selector switches with standard, long handle or knurled knob, key switches
- Controllers
- Wide choice of legends and legend holders
- Wide choice of head colors
- Wide choice of accessories and spare parts

■ The pilot light signaling offer includes pilot lights with integral LED and pilot lights for BA 9s base fitting bulbs. The two types of pilot lights are for direct supply or via integral transformer.

■ Innovative complementary offers are also available:

- Multiple-headed pushbuttons
- Control and signaling units for severe applications
- Wireless and batteryless pushbuttons
- Biometric switches

### Installation

■ Harmony XB4 products are both simple and quick to install:

- Mounting by single installer (self-maintaining of the head in its cut-out)
- Clip-together component system (head, body, contact blocks and LED)
- Fixing by a single locking screw
- Anti-loosening system for screw clamp terminals of contact blocks.

■ Various types of connection are available: Screw clamp, connector, Faston connector, spring terminal or for printed circuit board.

### Environment

■ The performance features of the Harmony XB4 range meet the most demanding international standards and approvals:

- EN/IEC 60947-1, EN/IEC 60947-5-1, EN/IEC 60947-5-4 and EN/IEC 60947-5-5
- UL 508, CSA C22-2 n° 14, GB 14048.5
- International certifications: UL, CSA, CCC, GOST
- Marine certifications: BV, RINA, LROS, DNV, GL

■ The range includes products for use in difficult industrial environments, due to:

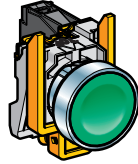
- Their high degree of protection for harsh environments (IP 66 / IP 69K)
- Their resistance to high pressure cleaning
- Their "all climates" TH compatibility
- A wide choice of contact blocks with various breaking capacities (low, standard or high power switching)

For more technical information, please refer to Harmony XB4 products page in Schneider Electric website.

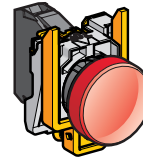
**Description**

The Ø 22 mm/0.866 in. range of metal control and signaling units comprises:

Complete units XB4B, with chromium plated metal bezel

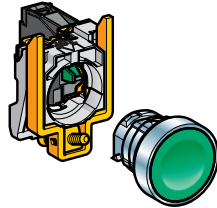


Pushbuttons and switches

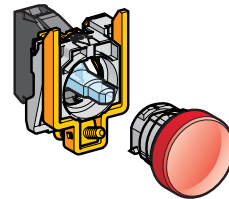


Pilot lights

Sub-assemblies ZB4B, with chromium plated or black metal bezel

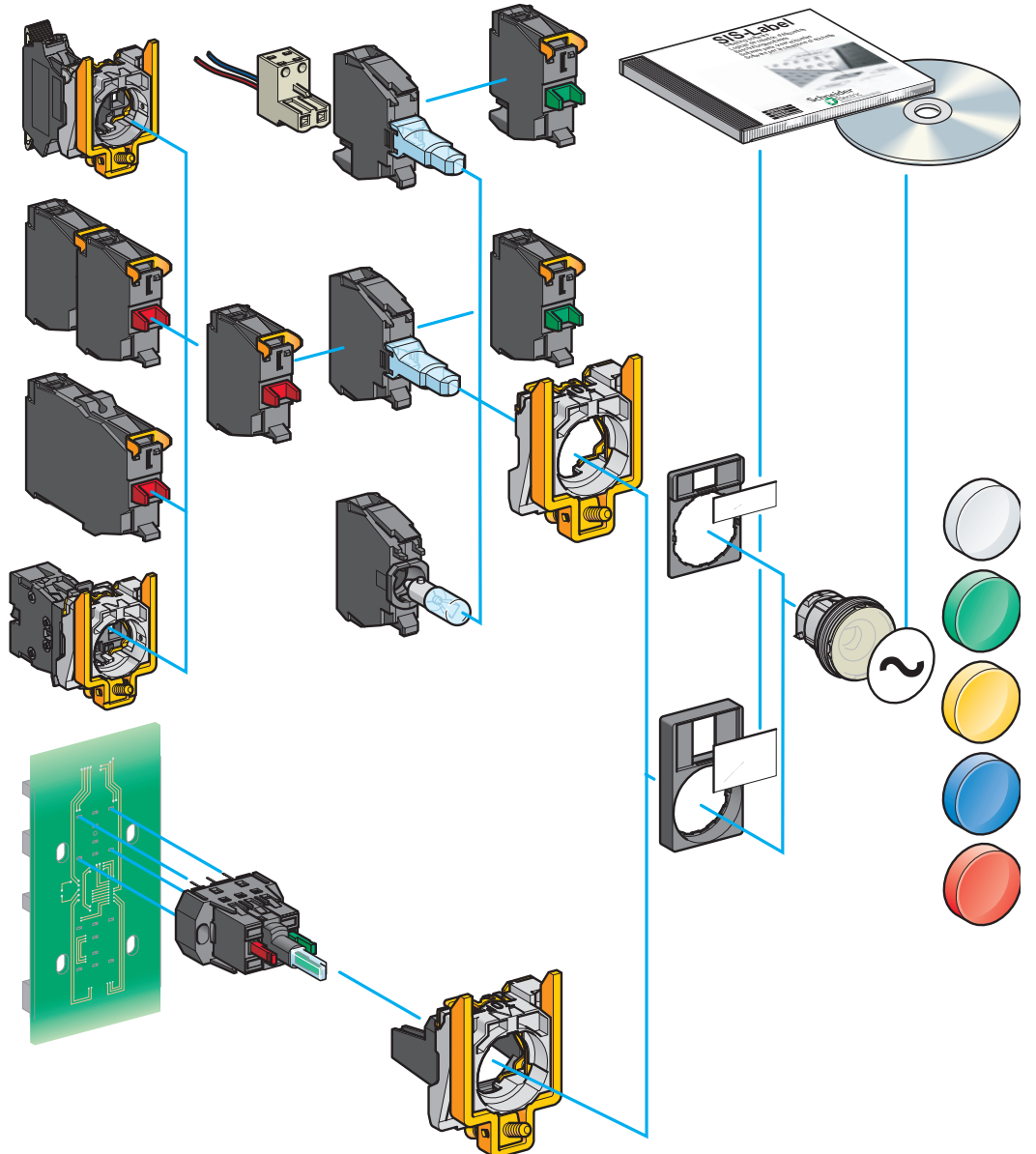


Pushbuttons and switches:  
body + head  
sub-assemblies



Pilot lights:  
body + head  
sub-assemblies

Component parts and accessories, ZB



# Control and signaling units Ø 22

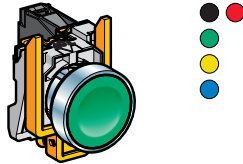
Harmony XB4, metal

Pushbuttons, switches and pilot lights:  
complete units, XB4B

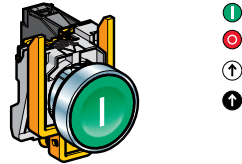
## Complete units

## Contact functions

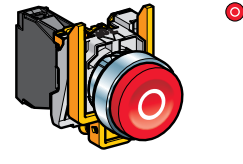
Pushbuttons, spring return, with chromium plated metal bezel



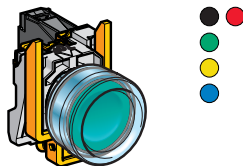
Flush push, unmarked  
XB4BA●1/BA42  
see page 14



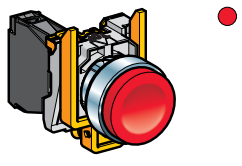
Flush push, with marking  
XB4BA3311  
see page 16



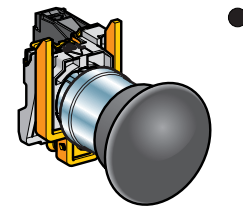
Projecting push, with marking  
XB4BL4325  
see page 16



Booted flush push  
XB4BP●1/BP42  
see page 15



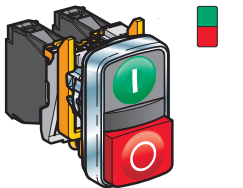
Projecting push, unmarked  
XB4BL42  
see page 14



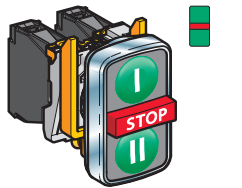
Mushroom head  
XB4BC21  
see page 22

Ø 40 mm/  
1.57 in.

Multiple-headed pushbuttons, spring return, with chromium plated metal bezel

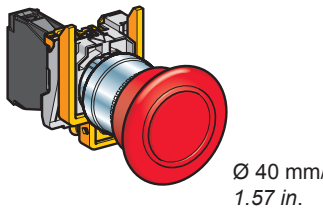


Double-headed  
XB4BL73415  
see page 20

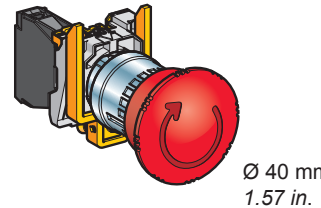


Triple-headed  
XB4BA731327/XB4BA711237  
see page 21

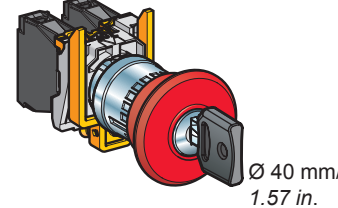
Emergency stop or Emergency switching off mushroom head pushbuttons, Ø 40 mm/1.57 in., with chromium plated metal bezel



Ø 40 mm/  
1.57 in.



Ø 40 mm/  
1.57 in.



Ø 40 mm/  
1.57 in.

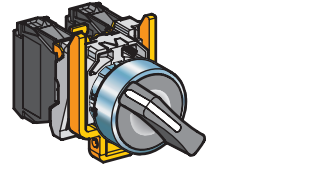
Emergency stop trigger action and mechanical latching

Push-pull (EN/ISO 13850)  
XB4BT845  
see page 24


Turn to release (EN/ISO 13850)  
XB4BS844●  
see page 24

Key release (EN/ISO 13850)  
XB4BS9445  
see page 24

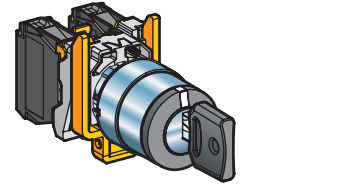
Selector switches and key switches, with chromium plated metal bezel



Standard handle, black  
XB4BD●●  
see page 28



Long handle, black  
XB4BJ●●  
see page 29

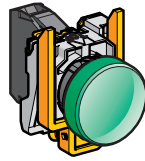


Key switch  
XB4BG●●  
see page 30

## Complete units

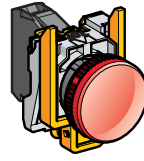
## Signaling functions

### Pilot lights



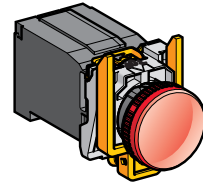
Integral LED

**XB4BVB●/BVG●/BVM●**  
see page 34



For bulb with BA 9s base fitting  
Direct supply

**XB4BV6●**  
see page 35

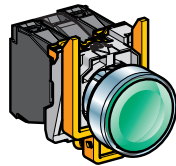


Via integral transformer with secondary

**XB4BV3●/BV4●**  
see page 35

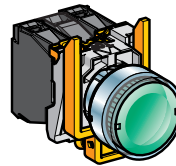
## Combined functions (contact and signaling)

### Illuminated pushbuttons, spring return, flush push, chromium plated metal bezel



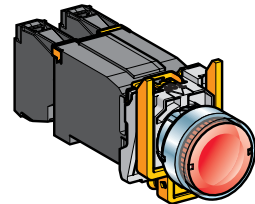
Integral LED

**XB4BW3●B5/BW3●G5/BW3●M5**  
see page 17



For bulb with BA 9s base fitting  
Direct supply

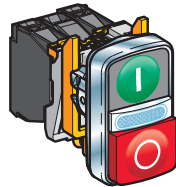
**XB4BW3●65**  
see page 19



Via integral transformer

**XB4BW3●35/BW3●45**  
see page 19

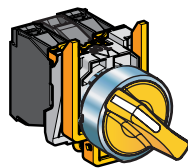
### Double-headed pushbuttons + pilot light block, spring return, chromium plated metal bezel



Integral LED

**XB4BW73731●5**  
see page 20

### Illuminated selector switches with standard handle, chromium plated metal bezel



Integral LED

**XB4BK12●●5, XB4BK13●●5**  
see page 32



# Control and signaling units Ø 22

Harmony XB4, metal

Pushbuttons, switches and pilot lights:  
sub-assemblies, ZB4B

**Non illuminated units for user assembly**

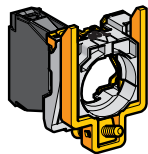
**Contact functions**

For pushbuttons, spring return, unmarked

Body sub-assemblies

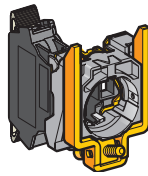


Screw clamp terminals  
ZB4BZ10/BZ141  
see page 38



Faston  
ZB4BZ10/3  
see page 42

For pushbuttons, spring return, with marking

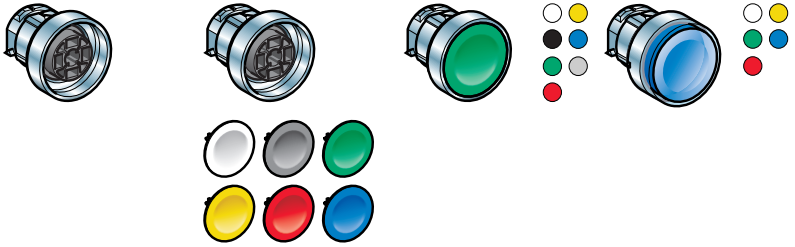


Spring clamp terminals  
ZBE10/5  
ZB4BZ10/5  
see page 40

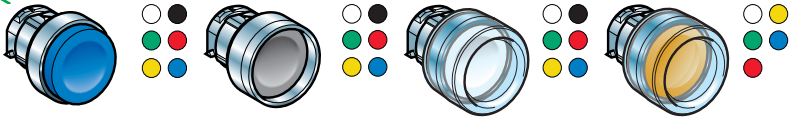
For multiple-headed pushbuttons, spring return

For "push-push to release" pushbuttons

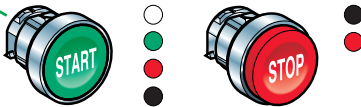
Head sub-assemblies, chromium plated or black metal bezel



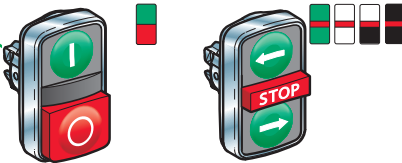
Flush push without cap ZB4BA0 see page 14	Flush push with set of 6 caps ZB4BA9 see page 14	Flush push ZB4BA● see page 14	Flush push for insertion of legend ZB4BA●8 see page 14
---	--	-------------------------------------	--



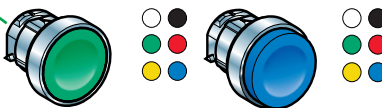
Projecting push ZB4BL● see page 14	Recessed push ZB4BA●6 see page 15	Booted flush/ projecting push ZB4BP●/ BP●S see page 15	Booted flush push for insertion of legend ZB4BP●8 see page 15
--	---	---	--



Flush push ZB4BA●3●/BA●4● ZB4BA334/335 see page 16	Projecting push ZB4BL●3● see page 16
---	--



Double-headed pushbuttons ZB4BA7●●● ZB4BA79 ZB4BL734● see page 20	Triple-headed pushbuttons ZB4BA7313● ZB4BA711●● ZB4BA72124 ZB4BA791 see page 21
---	--



Flush push ZB4BH0● see page 26	Projecting push ZB4BH● see page 26
--------------------------------------	--

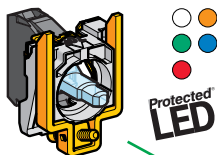
References:  
page 14



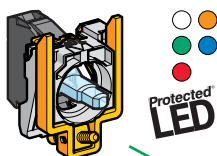
**Pilot lights  
for user assembly**

**Signaling functions**

**Body sub-assemblies  
with integral LED**



Connection: screw  
clamp terminals  
**ZB4BVJ●/BVB●/BVG●/  
BVM●**  
see page 46

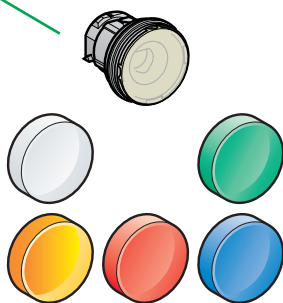


Connection: plug-in  
connector  
**ZB4VB●4/BVG●4/  
BVM●4**  
please consult our  
Customer Care Centre

**Head sub-assemblies**



With lens fitted  
**ZB4BV0●3**  
see page 34

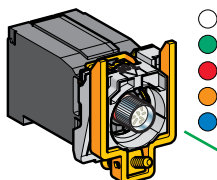


With 5 separate lenses, not fitted  
**ZB4BV003**  
see page 34

**Body sub-assemblies  
for BA 9s bulb**



Direct supply  
Connection: screw  
clamp terminals  
**ZB4BV6**  
see page 49



Via integral transformer  
Connection: screw clamp  
terminals  
**ZB4BV●D●**  
see page 49

**Head sub-assemblies**



With lens fitted  
**ZB4BV0●, ZB4BV0●S**  
see page 35

# Control and signaling units Ø 22

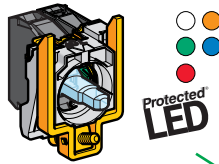
Harmony XB4, metal

Pushbuttons, switches and pilot lights:  
sub-assemblies, ZB4B

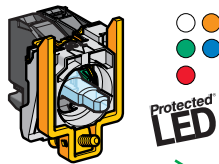
## Illuminated pushbuttons for user assembly

For illuminated pushbuttons, spring return

### Body sub-assemblies with integral LED



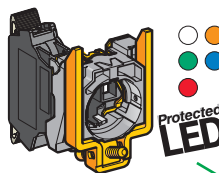
Screw clamp terminals  
ZB4BW0B●●/BW0G●●/  
BW0M●●  
see page 44



Plug-in connector  
ZB4BW0B●●4  
please consult our  
Customer Care Centre

For illuminated double-headed pushbuttons, spring return

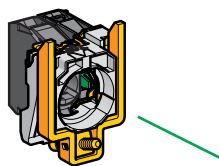
For illuminated "push-push to release" pushbuttons and illuminated selector switches with standard handle



Spring clamp terminals  
ZBV●●●  
see page 40

For illuminated mushroom head pushbuttons

### Body sub-assemblies for BA 9s bulb

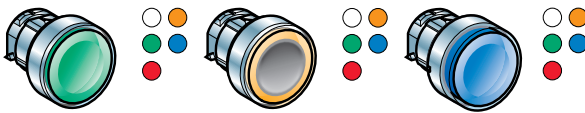


Direct supply or via  
integral transformer  
Screw clamp terminals  
ZB4BW0●●●  
see page 48

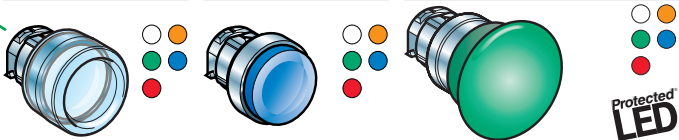
For illuminated pushbuttons, spring return

## Combined functions (contact and signaling)

### Head sub-assemblies, chromium plated or black metal bezel




Flush push ZB4BW3●3 see page 18	Flush push with illuminated ring ZB4BW9●3 see page 18	Flush push for insertion of legend ZB4BA●8 see page 18
---------------------------------------	---	--



Booted flush push ZB4BW5●3 see page 18	Projecting push ZB4BW1●3, ZB4BW1●3S see page 18	Mushroom head, spring return ZB4BW4●3 see page 22
--	--	---



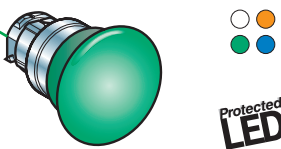
Double-headed (flush/flush push) + central pilot light  
Double-headed (flush/projecting push) + central pilot light  
ZB4BW7A17●● / ZB4BW7A374● / ZB4BW7A9, see page 20  
ZB4BW7L374●, see page 20



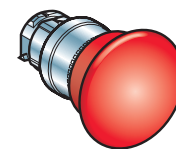
Flush or projecting "push-push to release"  
ZB4BH0●3/BH●3  
see page 27



Selector switches with standard handle  
ZB4BK1●●3  
see page 33



Mushroom head, latching  
ZB4BW6●3  
see page 23



Emergency switching off,  
mechanical latching, push-pull  
ZB4BW643  
see page 24

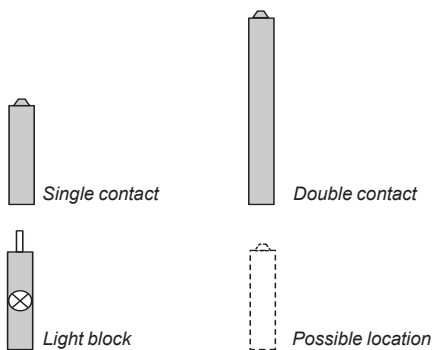
### Head sub-assemblies, chromium plated or black metal bezel



Flush push ZB4BW3●, ZB4BW3●S see page 19	Projecting push ZB4BW1●, ZB4BW1●S see page 19
---	--

#### Maximum recommended configurations guaranteeing achievement of catalog characteristics

Unit type (complete units XB4B, heads ZB4B)	Pushbuttons, spring return XB4BA●, ZB4BA●, (except ZB4BA●8) XB4BC●, ZB4BC●, XB4BL●, ZB4BL●, XB4BP●, ZB4BP●, ZB4BR● Triple-headed pushbuttons XB4BA731327, XB4BA711137, ZB4BA7313●, ZB4BA7111●, ZB4BA72124, ZB4BA791	Double-headed pushbuttons XB4BL73415, ZB4BA712●, ZB4B●734●, ZB4BA79	Illuminated pushbuttons, spring return XB4BW●, ZB4BW●, ZB4BA●8 Double-headed pushbuttons + pilot light block XB4BW73731●5, ZB4BW7A17●●, ZB4BW7●374●, ZB4BW7A9	
Solution using single contacts				
Solution using single and double contacts				
Maximum recommended configurations	Single contacts Double contacts + single contacts Light block	9 3 + 3 -	6 2 + 2 -	6 2 + 2 1



#### Possible configurations for high power switching contacts (1) (2)

High power switching contact blocks with screw clamp terminal connections: ZBE501, ZBE502, ZBE503, ZBE504 and ZBE505



High power switching contact blocks with connection by Faston connectors: ZBE5013, ZBE5023, ZBE5033, ZBE5043 and ZBE5053


1 N/O	1 N/C	1 N/O + N/C 1 N/O + N/O 1 N/C + N/C






(1) The configurations are not upgradable and cannot be combined with other types of contact and signaling functions.



(2) High power switching contacts are not compatible with Harmony triple-headed pushbuttons.

Assembly of other products using:  
body/contact assemblies: see page 38  
accessories: see page 50

Pushbuttons with flush push <sup>(1)</sup>						
Screw clamp terminal connections (Schneider Electric anti-loosening system)						
Shape of head	Type of push	Type of contact		Color of push	Reference	Weight kg/lb
						
		N/O	N/C			

Complete units						
	Flush	1	-	White	<b>XB4BA11</b> (ZB4BZ101 + ZB4BA1)	0.080/0.176
				Black	<b>XB4BA21</b> (ZB4BZ101 + ZB4BA2)	0.080/0.176
				Green	<b>XB4BA31</b> (ZB4BZ101 + ZB4BA3)	0.080/0.176
				Yellow	<b>XB4BA51</b> (ZB4BZ101 + ZB4BA5)	0.080/0.176
				Blue	<b>XB4BA61</b> (ZB4BZ101 + ZB4BA6)	0.080/0.176
				Red	<b>XB4BA42</b> (ZB4BZ102 + ZB4BA4)	0.080/0.176
		-	1			

Heads only						
	Without cap <sup>(2)</sup>			-	<b>ZB4BA0</b>	0.028/0.062
	Flush, with set of 6 colored caps			6 colors <sup>(3)</sup>	<b>ZB4BA9</b>	0.038/0.084
	Flush			White	<b>ZB4BA1</b>	0.029/0.064
				Black	<b>ZB4BA2</b>	0.029/0.064
				Green	<b>ZB4BA3</b>	0.029/0.064
				Red	<b>ZB4BA4</b>	0.029/0.064
				Yellow	<b>ZB4BA5</b>	0.029/0.064
				Blue	<b>ZB4BA6</b>	0.029/0.064
				Gray	<b>ZB4BA8</b>	0.029/0.064
	Flush with transparent cap for insertion of legend <sup>(4)</sup>			White	<b>ZB4BA18</b>	0.028/0.062
				Green	<b>ZB4BA38</b>	0.028/0.062
				Red	<b>ZB4BA48</b>	0.028/0.062
				Yellow	<b>ZB4BA58</b>	0.028/0.062
				Blue	<b>ZB4BA68</b>	0.028/0.062
	Flush (high bezel)			White	<b>ZB4BA14</b>	0.034/0.075
				Black	<b>ZB4BA24</b>	0.034/0.075
				Green	<b>ZB4BA34</b>	0.034/0.075
				Red	<b>ZB4BA44</b>	0.034/0.075
				Yellow	<b>ZB4BA54</b>	0.034/0.075
				Blue	<b>ZB4BA64</b>	0.034/0.075

Pushbuttons with projecting push <sup>(1)</sup>						
Screw clamp terminal connections (Schneider Electric anti-loosening system)						
Shape of head	Type of push	Type of contact		Color of push	Reference	Weight kg/lb
						
		N/O	N/C			

Complete units						
	Projecting	-	1	Red	<b>XB4BL42</b> (ZB4BZ102 + ZB4BL4)	0.081/0.179

Heads only						
	Projecting			White	<b>ZB4BL1</b>	0.030/0.066
				Black	<b>ZB4BL2</b>	0.030/0.066
				Green	<b>ZB4BL3</b>	0.030/0.066
				Red	<b>ZB4BL4</b>	0.030/0.066
				Yellow	<b>ZB4BL5</b>	0.030/0.066
				Blue	<b>ZB4BL6</b>	0.030/0.066

### Heads with black metal bezel

To order, add a figure 7 to the references listed from above.

Example: **ZB4BA0** becomes **ZB4BA07**.

(1) Recommended maximum number of contacts constituting the body (fixing collar and contact) associated with the head, see page 12.

(2) Colored cap to be ordered separately: see page 50.

(3) Head supplied with 6 different colored caps (White, Black, Green, Red, Yellow, Blue) not fitted.

(4) For legend ordering information, see page 57.

Assembly of other products using:  
body/contact assemblies: see page 38  
accessories: see page 50


## Control and signaling units Ø 22

Harmony XB4, metal

Spring return pushbuttons, unmarked

### Pushbuttons with recessed push (1)

#### High guard

Shape of head	Type of push	Color	Reference	Weight kg/lb
<b>Heads only</b>				
	Recessed (high guard)	White	<b>ZB4BA16</b>	0.034/0.075
		Black	<b>ZB4BA26</b>	0.034/0.075
		Green	<b>ZB4BA36</b>	0.034/0.075
		Red	<b>ZB4BA46</b>	0.034/0.075
		Yellow	<b>ZB4BA56</b>	0.034/0.075
		Blue	<b>ZB4BA66</b>	0.034/0.075




101197




ZB4BA36

### Pushbuttons with silicone booted head for severe environments (1)

#### Screw clamp terminal connections (Schneider Electric anti-loosening system)



Shape of head	Type of push	Type of contact		Color of push	Reference	Weight kg/lb
						
		N/O	N/C			
<b>Complete units</b>						
	Booted, clear silicone (color of push unobscured)	1	-	Black	<b>XB4BP21</b> (ZB4BZ101 + ZB4BP2)	0.082/0.181
				Green	<b>XB4BP31</b> (ZB4BZ101 + ZB4BP3)	0.082/0.181
				Yellow	<b>XB4BP51</b> (ZB4BZ101 + ZB4BP5)	0.082/0.181
				Blue	<b>XB4BP61</b> (ZB4BZ101 + ZB4BP6)	0.082/0.181
				Red	<b>XB4BP42</b> (ZB4BZ102 + ZB4BP4)	0.082/0.181
		-	1			

110009



XB4BP21

### Silicone booted heads only, with increased protection (IP 69K)



	Flush	Clear boot (2) For insertion of protected legend within head (3)	White	<b>ZB4BP18</b>	0.034/0.075
			Green	<b>ZB4BP38</b>	0.034/0.075
			Red	<b>ZB4BP48</b>	0.034/0.075
			Yellow	<b>ZB4BP58</b>	0.034/0.075
			Blue	<b>ZB4BP68</b>	0.034/0.075
	Projecting	Clear boot (2)	White	<b>ZB4BP1</b>	0.031/0.068
			Black	<b>ZB4BP2</b>	0.031/0.068
			Green	<b>ZB4BP3</b>	0.031/0.068
			Red	<b>ZB4BP4</b>	0.031/0.068
			Yellow	<b>ZB4BP5</b>	0.031/0.068
			Blue	<b>ZB4BP6</b>	0.031/0.068

110054



ZB4BP18

### Silicone booted heads only, standard for mouting with legend holder (IP 66)

	Flush	Colored boot (4)	White	<b>ZB4BP1S</b>	0.034/0.075
			Black	<b>ZB4BP2S</b>	0.034/0.075
			Green	<b>ZB4BP3S</b>	0.034/0.075
			Red	<b>ZB4BP4S</b>	0.034/0.075
			Yellow	<b>ZB4BP5S</b>	0.034/0.075
			Blue	<b>ZB4BP6S</b>	0.034/0.075
		Clear membrane (4) For insertion of protected legend within head (3)	White	<b>ZB4BP183</b>	0.026/0.057
			Green	<b>ZB4BP383</b>	0.026/0.057
			Red	<b>ZB4BP483</b>	0.026/0.057
			Yellow	<b>ZB4BP583</b>	0.026/0.057
			Blue	<b>ZB4BP683</b>	0.026/0.057

103842



ZB4BP2S

PG113460



ZB4BP183

### Heads with black metal bezel

To order, add a figure 7 to the references selected from above.

Example: **ZB4BP18** becomes **ZB4BP187**.

(1) Recommended maximum number of contacts constituting the body (fixing collar and contact) associated with the head, see page 12.

(2) Permissible panel thickness Ø 1 to 5 mm/0.039 to 0.197 in., cannot be used with legend holders.

(3) To order a legend for insertion within the head, see page 57.












(4) Replacement of silicone protection element without dismantling head, see page 51.

Assembly of other products using:  
body/contact assemblies: see page 38  
accessories: see page 50

## Control and signaling units Ø 22

Harmony XB4, metal

Spring return pushbuttons, with marking

Pushbuttons with flush or projecting push (1)							
Screw clamp terminal connections (Schneider Electric anti-loosening system)							
Shape of head	Type of push	Type of contact		Marking Text (color)	Color of push	Reference	Weight kg/lb
		 N/O	 N/C				
<b>Complete units</b>							
	Flush	1	–	"I" (White)	Green	<b>XB4BA331</b> (ZB4BZ101 + ZB4BA331)	0.080/0.176
	Flush	–	1	"O" (White)	Red	<b>XB4BA4322</b> (ZB4BZ102 + ZB4BA432)	0.080/0.176
	Projecting	1	1	"O" (White)	Red	<b>XB4BL4325</b> (ZB4BZ105 + ZB4BL432)	0.080/0.176
	Flush (2)	1	–	↑ (Black)	White	<b>XB4BA334</b> (ZB4BZ101 + ZB4BA334)	0.080/0.176
	Flush (2)	1	–	↓ (White)	Black	<b>XB4BA335</b> (ZB4BZ101 + ZB4BA335)	0.080/0.176
<b>Heads only</b>							
	Flush			"I" (White)	Green	<b>ZB4BA331</b>	0.029/0.064
				"I" (Black)	White	<b>ZB4BA131</b>	0.029/0.064
				"II" (White)	Green	<b>ZB4BA336</b>	0.029/0.064
				"II" (Black)	White	<b>ZB4BA136</b>	0.029/0.064
				"START" (white)	Green	<b>ZB4BA333</b>	0.029/0.064
				"START" (Black)	White	<b>ZB4BA133</b>	0.029/0.064
				"ON" (White)	Green	<b>ZB4BA341</b>	0.029/0.064
				"ON" (Black)	White	<b>ZB4BA141</b>	0.029/0.064
				"MARCHE" (White)	Green	<b>ZB4BA342</b>	0.029/0.064
				"MARCHE" (Black)	White	<b>ZB4BA142</b>	0.029/0.064
				 (White)	Black	<b>ZB4BA245</b>	0.029/0.064
				 (Black)	White	<b>ZB4BA145</b>	0.029/0.064
				"O" (White)	Red	<b>ZB4BA432</b>	0.029/0.064
					Black	<b>ZB4BA232</b>	0.029/0.064
				"ARRET" (White)	Red	<b>ZB4BA433</b>	0.029/0.064
					Black	<b>ZB4BA233</b>	0.029/0.064
				"STOP" (White)	Red	<b>ZB4BA434</b>	0.029/0.064
					Black	<b>ZB4BA234</b>	0.029/0.064
				"OFF" (White)	Red	<b>ZB4BA435</b>	0.029/0.064
					Black	<b>ZB4BA235</b>	0.029/0.064
		↑ (Black) (2)	White	<b>ZB4BA334</b>	0.029/0.064		
		↓ (White) (2)	Black	<b>ZB4BA335</b>	0.029/0.064		
	Projecting			"O" (White)	Red	<b>ZB4BL432</b>	0.030/0.066
					Black	<b>ZB4BL232</b>	0.030/0.066
				"ARRET" (White)	Red	<b>ZB4BL433</b>	0.030/0.066
					Black	<b>ZB4BL233</b>	0.030/0.066
				"STOP" (White)	Red	<b>ZB4BL434</b>	0.030/0.066
					Black	<b>ZB4BL234</b>	0.030/0.066
				"OFF" (White)	Red	<b>ZB4BL435</b>	0.030/0.066
					Black	<b>ZB4BL235</b>	0.030/0.066

### Heads with black metal bezel

To order, add a figure 7 to the references selected from above.  
Example: **ZB4BA331** becomes **ZB4BA3317**.

- (1) Recommended maximum number of contacts constituting the body (fixing collar and contact) associated with the head, see page 12.  
(2) Product supplied with cap not clipped-in, allowing orientation through 360° in 90° steps.






Assembly of other products using:  
 body/contact assemblies: see page 38  
 combined sub-assemblies: see page 44  
 accessories: see page 50

## Control and signaling units Ø 22

### Harmony XB4, metal

#### Illuminated pushbuttons, spring return, with integral LED

Illuminated pushbuttons with flush push <sup>(1)</sup>								
Screw clamp terminal connections (Schneider Electric anti-loosening system)								
Shape of head	Description	Type of contact		Supply voltage V	Color of push	Reference	Weight kg/lb	
		 N/O	 N/C					
<b>Complete units - With plain lens</b>								
 XB4BW33B5		Integral LED	1	1	~ 24 50/60 Hz	White	<b>XB4BW31B5</b> (ZB4BW0B15 + ZB4BW313)	0.097/0.214
						Green	<b>XB4BW33B5</b> (ZB4BW0B35 + ZB4BW333)	0.097/0.214
						Red	<b>XB4BW34B5</b> (ZB4BW0B45 + ZB4BW343)	0.097/0.214
						Orange	<b>XB4BW35B5</b> (ZB4BW0B55 + ZB4BW353)	0.097/0.214
						Blue	<b>XB4BW36B5</b> (ZB4BW0B65 + ZB4BW363)	0.097/0.214
						White	<b>XB4BW31G5</b> (ZB4BW0G15 + ZB4BW313)	0.097/0.214
						Green	<b>XB4BW33G5</b> (ZB4BW0G35 + ZB4BW333)	0.097/0.214
						Red	<b>XB4BW34G5</b> (ZB4BW0G45 + ZB4BW343)	0.097/0.214
						Orange	<b>XB4BW35G5</b> (ZB4BW0G55 + ZB4BW353)	0.097/0.214
						Blue	<b>XB4BW36G5</b> (ZB4BW0G65 + ZB4BW363)	0.097/0.214
						White	<b>XB4BW31M5</b> (ZB4BW0M15 + ZB4BW313)	0.097/0.214
						Green	<b>XB4BW33M5</b> (ZB4BW0M35 + ZB4BW333)	0.097/0.214
						Red	<b>XB4BW34M5</b> (ZB4BW0M45 + ZB4BW343)	0.097/0.214
						Orange	<b>XB4BW35M5</b> (ZB4BW0M55 + ZB4BW353)	0.097/0.214
						Blue	<b>XB4BW36M5</b> (ZB4BW0M65 + ZB4BW363)	0.097/0.214

(1) Recommended maximum number of contacts constituting the body (fixing collar and contact) associated with the head, see page 12.

Assembly of other products using:  
combined sub-assemblies: see page 44  
accessories: see page 50

101244



ZB4BW333

PG115073







ZB4BW563

101242



ZB4BW113



#### Illuminated pushbuttons with flush push (1)

Shape of head	Type of push	Color	Reference	Weight kg/lb
<b>Heads only (2) - With plain lens</b>				
 Protected LED	Flush	White	ZB4BW313	0.026/0.057
		Green	ZB4BW333	0.026/0.057
		Red	ZB4BW343	0.026/0.057
		Orange	ZB4BW353	0.026/0.057
		Blue	ZB4BW363	0.026/0.057
 Protected LED	Flush with illuminated ring	White	ZB4BW913	0.026/0.057
		Green	ZB4BW933	0.026/0.057
		Red	ZB4BW943	0.026/0.057
		Orange	ZB4BW953	0.026/0.057
		Blue	ZB4BW963	0.026/0.057
 Protected LED	Flush with clear boot (IP 69K)	White	ZB4BW513	0.031/0.068
		Green	ZB4BW533	0.031/0.068
		Red	ZB4BW543	0.031/0.068
		Orange	ZB4BW553	0.031/0.068
		Blue	ZB4BW563	0.031/0.068
 Protected LED	Flush for insertion of legend (3) (IP 69K)	White	ZB4BA18	0.028/0.062
		Green	ZB4BA38	0.028/0.062
		Red	ZB4BA48	0.028/0.062
		Orange	ZB4BA58	0.028/0.062
		Blue	ZB4BA68	0.028/0.062

#### Heads only (2) - With grooved lens (4)

 Protected LED	Flush	White	ZB4BW313S	0.026/0.057
		Green	ZB4BW333S	0.026/0.057
		Red	ZB4BW343S	0.026/0.057
		Orange	ZB4BW353S	0.026/0.057
		Blue	ZB4BW363S	0.026/0.057

#### Illuminated pushbuttons with projecting push (1)

Shape of head	Type of push	Color	Reference	Weight kg/lb
<b>Heads only (2) - With plain lens</b>				
 Protected LED	Projecting	White	ZB4BW113	0.029/0.064
		Green	ZB4BW133	0.029/0.064
		Red	ZB4BW143	0.029/0.064
		Orange	ZB4BW153	0.029/0.064
		Blue	ZB4BW163	0.029/0.064
 Protected LED	Projecting	White	ZB4BW113S	0.026/0.057
		Green	ZB4BW133S	0.026/0.057
		Red	ZB4BW143S	0.026/0.057
		Orange	ZB4BW153S	0.026/0.057
		Blue	ZB4BW163S	0.026/0.057

#### Heads with black metal bezel

To order, add a figure 7 to the references selected from above.

Example 1: ZB4BW313 becomes ZB4BW3137.

Example 2: ZB4BW313S becomes ZB4BW313S7.

(1) Recommended maximum number of contacts constituting the body (fixing collar and contact) associated with the head, see page 12.

(2) Only for use with bodies comprising a light source with integral LED.

(3) For legend ordering information, see page 57.

(4) For use in bright ambient light conditions (for example, outdoors in sunlight).


Assembly of other products using:  
combined sub-assemblies: see page 44  
accessories: see page 50

## Control and signaling units Ø 22

Harmony XB4, metal  
Illuminated pushbuttons, spring return,  
with BA 9s base fitting

Illuminated pushbuttons with flush push <sup>(1)</sup>							
Screw clamp terminal connections (Schneider Electric anti-loosening system)							
Shape of head	Description	Type of contact		Supply voltage V	Color of push	Reference	Weight kg/lb
		N/O	N/C				

### Complete units - With plain lens

 XB4BW3545	Direct supply for bulb with BA 9s base fitting, 2.4 W max (bulb not included)	1	1	≤ 250	White	<b>XB4BW3165</b> (ZB4BW065 + ZB4BW31)	0.097/0.214	
					Green	<b>XB4BW3365</b> (ZB4BW065 + ZB4BW33)	0.097/0.214	
					Red	<b>XB4BW3465</b> (ZB4BW065 + ZB4BW34)	0.097/0.214	
					Orange	<b>XB4BW3565</b> (ZB4BW065 + ZB4BW35)	0.097/0.214	
	Via integral transformer 1.2 VA, 6 V secondary, incandescent bulb with BA 9s base fitting (bulb included)	1	1	~110...120 50/60 Hz	White	<b>XB4BW3135</b> (ZB4BW035 + ZB4BW31)	0.169/0.373	
					Green	<b>XB4BW3335</b> (ZB4BW035 + ZB4BW33)	0.169/0.373	
					Red	<b>XB4BW3435</b> (ZB4BW035 + ZB4BW34)	0.169/0.373	
					Orange	<b>XB4BW3535</b> (ZB4BW035 + ZB4BW35)	0.169/0.373	
		~ 230 50 Hz ~220...240 60 Hz	1	1		White	<b>XB4BW3145</b> (ZB4BW045 + ZB4BW31)	0.170/0.375
						Green	<b>XB4BW3345</b> (ZB4BW045 + ZB4BW33)	0.170/0.375
						Red	<b>XB4BW3445</b> (ZB4BW045 + ZB4BW34)	0.170/0.375
						Orange	<b>XB4BW3545</b> (ZB4BW045 + ZB4BW35)	0.170/0.375

### Heads only <sup>(2)</sup> - With plain lens


 ZB4BW33	Flush	White	<b>ZB4BW31</b>	0.027/0.060
		Green	<b>ZB4BW33</b>	0.027/0.060
		Red	<b>ZB4BW34</b>	0.027/0.060
		Orange	<b>ZB4BW35</b>	0.027/0.060
		Blue	<b>ZB4BW36</b>	0.027/0.060
		Clear	<b>ZB4BW37</b>	0.027/0.060

### Heads only <sup>(2)</sup> - With grooved lens <sup>(3)</sup>


	Flush	White	<b>ZB4BW31S</b>	0.027/0.060
		Green	<b>ZB4BW33S</b>	0.027/0.060
		Red	<b>ZB4BW34S</b>	0.027/0.060
		Orange	<b>ZB4BW35S</b>	0.027/0.060
		Blue	<b>ZB4BW36S</b>	0.027/0.060
		Clear	<b>ZB4BW37S</b>	0.027/0.060

### Illuminated pushbuttons with projecting push <sup>(1)</sup>

#### Heads only <sup>(2)</sup> - With plain lens

 ZB4BW14	Projecting	White	<b>ZB4BW11</b>	0.028/0.062
		Green	<b>ZB4BW13</b>	0.028/0.062
		Red	<b>ZB4BW14</b>	0.028/0.062
		Orange	<b>ZB4BW15</b>	0.028/0.062
		Blue	<b>ZB4BW16</b>	0.028/0.062
		Clear	<b>ZB4BW17</b>	0.028/0.062

#### Heads only <sup>(2)</sup> - With grooved lens <sup>(3)</sup>

	Projecting	White	<b>ZB4BW11S</b>	0.027/0.060
		Green	<b>ZB4BW13S</b>	0.027/0.060
		Red	<b>ZB4BW14S</b>	0.027/0.060
		Orange	<b>ZB4BW15S</b>	0.027/0.060
		Blue	<b>ZB4BW16S</b>	0.027/0.060
		Clear	<b>ZB4BW17S</b>	0.027/0.060

### Heads with black metal bezel

To order, add a figure 7 to the references selected from above.

Example: **ZB4BW31** becomes **ZB4BW317**. Example 2: **ZB4BW31S** becomes **ZB4BW31S7**.

<sup>(1)</sup> Recommended maximum number of contacts constituting the body (fixing collar and contact) associated with the head, see page 12.

<sup>(2)</sup> Only for use with bodies comprising a light source with BA9s base fitting bulb (incandescent, neon or LED).

<sup>(3)</sup> For use in bright ambient light conditions (for example, outdoors in sunlight).

User assembly of other units, using:  
body-contact assemblies: see page 38  
combined sub-assemblies: see page 44

## Control and signaling units Ø 22

Harmony XB4 metal

Multiple-headed pushbuttons, spring return



XB4BL73415



ZB4BA7121



ZB4BL7341



XB4BW73731●5



ZB4BW7A1721



ZB4BW7A3741

### Double-headed pushbuttons (1)

Screw clamp terminal connections (Schneider Electric anti-loosening system)

Shape of head	Description	Type of contact		Color and marking of caps (2)	Reference	Weight kg/lb
		N/O	N/C			

#### Complete units

	2 pushes (1 flush Black + 1 projecting Red)	1	1	White "I" on Green background White "0" on Red background	<b>XB4BL73415</b>	0.116/0.256
--	---	---	---	--	-------------------	-------------

#### Heads only

	2 flush Black pushes			White and Black background, unmarked	<b>ZB4BA7120</b>	0.056/0.123
				Black "I" on White background White "0" on Black background	<b>ZB4BA7121</b>	0.056/0.123
				Green and Red background, unmarked	<b>ZB4BA7340</b>	0.056/0.123
				White "I" on Green background White "0" on Red background	<b>ZB4BA7341</b>	0.056/0.123
				Without cap (3)	<b>ZB4BA79</b>	0.056/0.123

	1 flush Black push 1 projecting Red push			Green and Red background, unmarked	<b>ZB4BL7340</b>	0.056/0.123
				White "I" on Green background White "0" on Red background	<b>ZB4BL7341</b>	0.056/0.123

### Double-headed pushbuttons + 1 white central pilot light block (1)

Screw clamp terminal connections (Schneider Electric anti-loosening system)

Shape of head	Description	Type of contact		Color and marking of caps (2)	Pilot light voltage V	Reference	Weight kg/lb
		N/O	N/C				

#### Complete units

	1 flush Black push 1 projecting Red push 1 White central pilot light block	1	1	White "I" on Green background White "0" on Red background	24	<b>XB4BW73731B5</b>	0.130/0.287
120					<b>XB4BW73731G5</b>	0.130/0.287	
240					<b>XB4BW73731M5</b>	0.130/0.287	

#### Heads only (5)

	2 flush Black pushes 1 clear central pilot light (4)			White and Black background, unmarked	<b>ZB4BW7A1720</b>	0.056/0.123
				Black "I" on White background White "0" on Black background	<b>ZB4BW7A1721</b>	0.056/0.123
				Green and Red background, unmarked	<b>ZB4BW7A3740</b>	0.056/0.123
				White "I" on Green background White "0" on Red background	<b>ZB4BW7A3741</b>	0.056/0.123
				Black "I" on White background White "0" on Black background	<b>ZB4BW7A1724</b>	0.056/0.123
				Black "+" on White background Black "-" on White background	<b>ZB4BW7A1715</b>	0.056/0.123
				Without cap (3)	<b>ZB4BW7A9</b>	0.056/0.123

	1 flush Black push 1 projecting Red push 1 clear central pilot light (4)			Green and Red background, unmarked	<b>ZB4BW7L3740</b>	0.056/0.123
				White "I" on Green background White "0" on Red background	<b>ZB4BW7L3741</b>	0.056/0.123

### Heads with black metal bezel

To order, add the suffix 7 to the references selected above. Example: **ZB4BA7120** becomes **ZB4BA71207**.

- (1) Recommended maximum number of contacts constituting the body (fixing collar and contact) associated with the head, see page 12.
- (2) These caps are fitted by Schneider Electric and cannot be removed (risk of damage).
- (3) Caps to be ordered separately; see page opposite.
- (4) Color of centrally positioned pilot light determined by the color of the LED incorporated in the body sub-assembly.
- (5) Only for use with bodies comprising a light source with integral LED.

User assembly of other units, using:  
body-contact assemblies: see page 38  
combined sub-assemblies: see page 44

## Control and signaling units Ø 22

Harmony XB4 metal

Multiple-headed pushbuttons, spring return

Triple-headed pushbuttons (1) (2)							
Screw clamp terminal connections (Schneider Electric anti-loosening system)							
Shape of head	Description	Type of contact			Color and marking of caps (3)	Reference	Weight kg/lb
		N/O	N/C	N/O			

Complete units							
	2 flush Black pushes + 1 central projecting Red push marked "Stop" in White	1	1	1	White "I" on Green background White "II" on Green background	<b>XB4BA731327</b>	0.128/0.282
					Black "→" on White background White "←" on Black background	<b>XB4BA711237</b>	0.128/0.282

Heads only							
	2 flush Black pushes + 1 central projecting Red push marked "Stop" in White				White "I" on Green background White "II" on Green background	<b>ZB4BA73132</b>	0.056/0.123
					White "←" on Green background White "→" on Green background	<b>ZB4BA73133</b>	0.056/0.123
					White "↑" on Green background White "↓" on Green background	<b>ZB4BA73134</b>	0.056/0.123
					White "+" on Green background White "-" on Green background	<b>ZB4BA73135</b>	0.056/0.123
					Black "+" on White background Black "-" on White background	<b>ZB4BA71115</b>	0.056/0.123
					Black "→" on White background White "←" on black background	<b>ZB4BA71123</b>	0.056/0.123
					Black "↑" on White background White "↓" on Black background	<b>ZB4BA71124</b>	0.056/0.123
					White "↑" on Black background White "↓" on Black background	<b>ZB4BA72124</b>	0.056/0.123
					Without cap (4)	<b>ZB4BA791</b>	0.056/0.123

### Specific accessories for multiple-headed pushbuttons

Description	Background color	Marking	Sold in lots of	Reference	Weight kg/lb
Caps only for clip-on mounting (5) on: - ZB4BA79 double-headed pushbuttons - ZB4BW7A9 double-headed pushbuttons + central pilot light block - ZB4BA791 triple-headed pushbuttons	White	Unmarked	10	<b>ZBA71</b>	0.010/0.022
		"I" black	10	<b>ZBA7131</b>	0.010/0.022
		"→" black	10	<b>ZBA7134</b>	0.010/0.022
		"+" black	10	<b>ZBA7138</b>	0.010/0.022
	Black	Unmarked	10	<b>ZBA72</b>	0.010/0.022
		"O" White	10	<b>ZBA7232</b>	0.010/0.022
		"+" White	10	<b>ZBA7233</b>	0.010/0.022
		"→" White	10	<b>ZBA7235</b>	0.010/0.022
		"I" White	10	<b>ZBA7237</b>	0.010/0.022
		Green	Unmarked	10	<b>ZBA73</b>
		"I" White	10	<b>ZBA7331</b>	0.010/0.022
		"+" White	10	<b>ZBA7333</b>	0.010/0.022
	"→" White	10	<b>ZBA7335</b>	0.010/0.022	
	"II" White	10	<b>ZBA7336</b>	0.010/0.022	
Red	Unmarked	10	<b>ZBA74</b>	0.010/0.022	
	"O" White	10	<b>ZBA7432</b>	0.010/0.022	
Yellow	Unmarked	10	<b>ZBA75</b>	0.010/0.022	
Blue	Unmarked	10	<b>ZBA76</b>	0.010/0.022	

Clear silicone boots (6)					
For 2 flush pushes	–	10	<b>ZBA708</b>	0.055/0.121	
For 3 pushes	–	10	<b>ZBA709</b>	0.055/0.121	
For 1 flush push + 1 projecting push	–	10	<b>ZBA710</b>	0.055/0.121	

### Heads with black metal bezel

To order, add the suffix 7 to the references selected above.

Example: **ZB4BA73132** becomes **ZB4BA731327**.

(1) Recommended maximum number of contacts constituting the body (fixing collar and contact) associated with the head, see page 12.

(2) Not compatible with high power switching contacts and contacts for printed circuit board.

(3) These caps are fitted by Schneider Electric and cannot be removed (risk of damage).

(4) Caps to be ordered separately: see accessories on this page.

(5) Can be clipped-in at 90° steps, through 360°.

(6) Can be replaced without dismantling the head.



XB4BA731327



ZB4BA73133



ZB4BA71124



ZBA7235






ZBA7432




ZBA709


Assembly of other products using:  
body/contact assemblies: see page 38  
accessories: see page 50

Mushroom head pushbuttons <sup>(1) (2)</sup>						
Screw clamp terminal connections (Schneider Electric anti-loosening system)						
Shape of head	Type of push	Type of contact		Push Ø mm/in.	Color	Reference
						
		N/O	N/C			

Complete units							
	Mushroom head	1	–	40/1.575	Black	<b>XB4BC21</b> (ZB4BZ101 + ZB4BC2)	0.122/0.269

Heads only							
	Mushroom head			30/1.181	Black	<b>ZB4BC24</b>	0.075/0.165
					Green	<b>ZB4BC34</b>	0.075/0.165
					Red	<b>ZB4BC44</b>	0.075/0.165
					Yellow	<b>ZB4BC54</b>	0.075/0.165
					Blue	<b>ZB4BC64</b>	0.075/0.165
				40/1.575	Black	<b>ZB4BC2</b>	0.074/0.163
					Green	<b>ZB4BC3</b>	0.074/0.163
					Red	<b>ZB4BC4</b>	0.074/0.163
					Yellow	<b>ZB4BC5</b>	0.074/0.163
					Blue	<b>ZB4BC6</b>	0.074/0.163
				60/2.362	Black	<b>ZB4BR2</b>	0.093/0.205
					Green	<b>ZB4BR3</b>	0.093/0.205
					Red	<b>ZB4BR4</b>	0.093/0.205
					Yellow	<b>ZB4BR5</b>	0.093/0.205
					Blue	<b>ZB4BR6</b>	0.093/0.205
				60/2.362 (3)	Black	<b>ZB4BR216</b>	0.054/0.119
				Hemispherical	Green	<b>ZB4BR316</b>	0.054/0.119
					Red	<b>ZB4BR416</b>	0.054/0.119
					Yellow	<b>ZB4BR516</b>	0.054/0.119
					Blue	<b>ZB4BR616</b>	0.054/0.119

### Illuminated mushroom head pushbuttons <sup>(1) (2)</sup>

Integral LED						
Shape of head	Type of push	Push Ø mm/in.	Color	Reference	Weight kg/lb	
	Mushroom head	40/1.575	White	<b>ZB4BW413</b>	0.051/0.112	
			Green	<b>ZB4BW433</b>	0.051/0.112	
			Red	<b>ZB4BW443</b>	0.051/0.112	
			Orange	<b>ZB4BW453</b>	0.051/0.112	
			Blue	<b>ZB4BW463</b>	0.051/0.112	

### Heads with black metal bezel

To order, add a figure 7 to the references selected above.  
Example: **ZB4BC24** becomes **ZB4BC247**.

- (1) These pushbuttons and heads cannot be used for an Emergency stop function. Therefore, it is recommended that a legend with a Black or White background is used.
- (2) Recommended maximum number of contacts constituting the body (fixing collar and contact) associated with the head, see page 12.
- (3) Ergonomic product used in two-handed control applications. Recommended maximum number of contacts constituting the body (fixing collar and contact) associated with the head: 6.
- (4) Only for use with bodies comprising a light block with integral LED.



XB4BC21



ZB4BC44



ZB4BC6



ZB4BR5



ZB4BR416



ZB4BW413






Assembly of other products using:  
body/contact assemblies: see page 38  
accessories: see page 50

## Control and signaling units Ø 22

### Harmony XB4, metal

#### Mushroom head pushbuttons, latching

#### Mushroom head pushbuttons (1)(2)

Shape of head	Type of reset	Push		Reference	Weight kg/lb
		Ø mm/in.	Color		
<b>Heads only</b>					
	Push-pull	40/1.575	Black	<b>ZB4BT2</b>	0.077/0.170
		60/2.362	Black	<b>ZB4BX2</b>	0.095/0.209
	Turn to release	30/1.181	Black	<b>ZB4BS42</b>	0.066/0.146
		40/1.575	Black	<b>ZB4BS52</b>	0.070/0.154
		40/1.575	Yellow	<b>ZB4BS55</b>	0.070/0.154
		60/2.362	Black	<b>ZB4BS62</b>	0.090/0.198
	Key release (key n° 455) (2 keys included with head) (3) (5)	30/1.181	Black	<b>ZB4BS72</b>	0.066/0.146
		40/1.575	Black	<b>ZB4BS12 (4)</b>	0.070/0.154
		60/2.362	Black	<b>ZB4BS22</b>	0.090/0.198

110130



ZB4BT2

PG113908



ZB4BS62


110136



ZB4BS72

#### Illuminated mushroom head pushbuttons (1) (2)

##### Integral LED

Shape of head	Type of reset	Push		Reference	Weight kg/lb
		Ø mm/in.	Color		
<b>Heads only</b>					
	Mushroom head	40/1.575	White	<b>ZB4BW613</b>	0.051/0.112
			Green	<b>ZB4BW633</b>	0.051/0.112
			Orange	<b>ZB4BW653</b>	0.051/0.112
			Blue	<b>ZB4BW663</b>	0.051/0.112

#### Heads with black metal bezel

To order, add a figure 7 to the references selected above.  
Example: **ZB4BT2** becomes **ZB4BT27**.

(1) These pushbuttons and heads cannot be used for an Emergency stop function.

Therefore, it is recommended that a legend with a Black or White background is used.

(2) Recommended maximum number of contacts constituting the body (fixing collar and contact) associated with the head, see page 12.

(3) For specific keys with other numbers, please consult our Customer Care Centre.

(4) Other key numbers:


- key n° 421E: add suffix **12** to the reference.

- key n° 458A: add suffix **10** to the reference.

- key n° 520E: add suffix **14** to the reference.

- key n° 3131A: add suffix **20** to the reference.

Example: To order a Ø 40 mm/1.575 in. Black mushroom head for a latching pushbutton, with release by key n° 421E, the reference becomes: **ZB4BS1212**.

(5) The symbol  indicates key withdrawal position(s).

Assembly of other products using:  
body/contact assemblies: see page 38  
accessories: see pages 57 and 58

## Control and signaling units Ø 22

Harmony XB4, metal

Emergency stop and Emergency switching off functions

Conforming to EN/IEC 60204-1, 60364-5-53,  
EN/ISO 13850 and Machinery Directive 2006/42/EC






Emergency stop function: Mushroom head Emergency stop trigger action and mechanical latching pushbuttons conform to standards EN/IEC 60204-1 and EN/ISO 13850, to Machinery Directive 2006/42/EC and to standard EN/IEC 60947-5-5.

Emergency switching off function: Mushroom head switching off mechanical latching pushbuttons conform to standards IEC 60364-5-53 and EN/IEC 60947-5-5.




Please consult our Customer Care Centre for a full explanation of these standards and directives.

### Emergency stop and switching off pushbuttons with trigger action and mechanical latching (1) (2)

Screw clamp terminal connections (Schneider Electric anti-loosening system)


Shape of head	Type of reset	Type of contact		Push		Reference	Weight kg/lb
				Ø mm/in.	Color		
	Push-pull	–	1	40/1.575	Red	<b>XB4BT842</b> (ZB4BZ105 + ZB4BT84)	0.125/0.276
		1	1	40/1.575	Red	<b>XB4BT845</b> (ZB4BZ105 + ZB4BT84)	0.136/0.300
	Turn to release	–	1	40/1.575	Red	<b>XB4BS8442</b> (ZB4BZ102 + ZB4BS844)	0.118/0.260
		1	1	40/1.575	Red	<b>XB4BS8445</b> (ZB4BZ105 + ZB4BS844)	0.130/0.287
		–	2	40/1.575	Red	<b>XB4BS8444</b> (ZB4BZ104 + ZB4BS844)	0.130/0.287
		1	2	40/1.575	Red	<b>XB4BS84441</b> (ZB4BZ141 + ZB4BS844)	0.140/0.309
	Key release (key n° 455) (3)	1	1	40/1.575	Red	<b>XB4BS9445</b> (ZB4BZ105 + ZB4BS944)	0.170/0.375

#### Heads only

Shape of head	Type of reset	Push		Reference	Weight kg/lb
		Ø mm/in.	Color		
	Push-pull	30/1.181	Red	<b>ZB4BT844</b>	0.078/0.172
		40/1.575	Red	<b>ZB4BT84</b>	0.078/0.172
		60/2.362	Red	<b>ZB4BX84</b>	0.098/0.216
	Turn to release	30/1.181	Red	<b>ZB4BS834</b>	0.068/0.150
		40/1.575	Red	<b>ZB4BS844</b>	0.073/0.161
		60/2.362	Red	<b>ZB4BS864</b>	0.093/0.205
	Key release (key n° 455) 2 keys included with head (5) (3)	30/1.181	Red	<b>ZB4BS934</b>	0.094/0.207
		40/1.575	Red	<b>ZB4BS944 (4)</b>	0.098/0.216
		60/2.362	Red	<b>ZB4BS964</b>	0.118/0.260


### Illuminated Emergency switching off function only, mechanical latching pushbuttons (1)

Screw clamp terminal connections (Schneider Electric anti-loosening system)

Shape of head	Type of reset	Push		Reference	Weight kg/lb
		Ø mm/in.	Color		
	Push-pull	40/1.575	Red	<b>ZB4BW643</b>	0.051/0.112

(1) Recommended maximum number of contacts constituting the body (fixing collar + contact) associated with the head, see page 12.

(2) It is recommended that a legend or Yellow background is used.

(3) The symbol  indicates key withdrawal position(s).

(4) Other key numbers:

- key n° 421E: add suffix **12** to the reference.
- key n° 458A: add suffix **10** to the reference.
- key n° 520E: add suffix **14** to the reference.
- key n° 3131A: add suffix **20** to the reference.
- key n° 4A185: add suffix **D** to the reference.


Example: To order a Ø 40 mm/1.575 in. Red mushroom head for a trigger action and mechanical latching Emergency stop pushbutton, with release by key n° 421E, the reference becomes: **ZB4BS94412**.

(5) For specific keys with other numbers, please consult our Customer Care Centre.

(6) Only for use with bodies comprising a light source with integral LED.



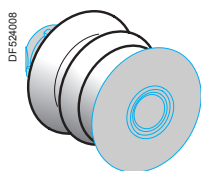
Assembly of other products using:  
body/contact assemblies: see page 38  
accessories: see pages 57 and 58



ZBY9121



ZBY9420



ZBZ8

#### Circular yellow legends for Emergency stop (1)

Description	Marking	Color	Sold in lots of	Reference	Weight kg/lb
Ø 60 mm/2.362 in. legend for Emergency stop function	-	Yellow	5	ZBY9121	0.007/0.015
	EMERGENCY STOP	Yellow	5	ZBY9320	0.007/0.015
	ARRET D'URGENCE	Yellow	5	ZBY9120	0.007/0.015
	NOT HALT	Yellow	5	ZBY9220	0.007/0.015
	PARADA DE EMERGENCIA	Yellow	5	ZBY9420	0.007/0.015
	ARRESTO DI EMERGENZA	Yellow	5	ZBY9620	0.007/0.015

#### Bellows for harsh environments (IP 69K) (2)

For use in	Material	For use with	Color	Sold in lots of	Unit reference	Weight kg/lb
Environments subject to humidity, dust, high pressure cleaning, etc.	Silicone	Emergency stop / Switching off function	Yellow	2	ZBZ28	0.009/0.020
		Other functions	Black	2	ZBZ58	0.009/0.020



#### Heads with black metal bezel

To order, add a figure 7 to the reference in page 24.  
Example: ZB4BT84 becomes ZB4BT847.

(1) Other legend models for Emergency stop and Emergency switching off function see page 58 of catalog DIA5ED21212EN.  
(2) Not compatible with Ø 30 mm/1.181 in. pushbutton.

Assembly of other products using:  
body/contact assemblies: see page 38  
accessories: see page 50

### Pushbuttons with flush push (1)


Shape of head	Type of push	Color of push	Reference	Weight kg/lb
<b>Heads only</b>				
	Without cap (2)	–	<b>ZB4BH0</b>	0.028/0.062
	Flush	White	<b>ZB4BH01</b>	0.029/0.064
		Black	<b>ZB4BH02</b>	0.029/0.064
		Green	<b>ZB4BH03</b>	0.029/0.064
		Red	<b>ZB4BH04</b>	0.029/0.064
		Yellow	<b>ZB4BH05</b>	0.029/0.064
		Blue	<b>ZB4BH06</b>	0.029/0.064

110045



ZB4BH02

### Pushbuttons with projecting push (1)

Shape of head	Type of push	Color of push	Reference	Weight kg/lb
<b>Heads only</b>				
	Projecting	White	<b>ZB4BH1</b>	0.029/0.064
		Black	<b>ZB4BH2</b>	0.029/0.064
		Green	<b>ZB4BH3</b>	0.029/0.064
		Red	<b>ZB4BH4</b>	0.029/0.064
		Yellow	<b>ZB4BH5</b>	0.029/0.064
		Blue	<b>ZB4BH6</b>	0.029/0.064

110068



ZB4BH6

### Heads with black metal bezel

To order, add a figure 7 to the references selected above.  
Example: **ZB4BH01** becomes **ZB4BH017**.

(1) Recommended maximum number of contacts constituting the body (fixing collar and contact) associated with the head, see page 12.

(2) Caps to be ordered separately, see page 50.

Assembly of other products using:  
combined sub-assemblies: see page 44  
accessories: see page 50

## Control and signaling units Ø 22

### Harmony XB4, metal


#### Illuminated pushbuttons, push-push, with integral LED

110051




ZB4BH033

#### Illuminated pushbuttons with flush push (1)

Shape of head	Type of push	Color of lens	Reference	Weight kg/lb
<b>Heads only (2)</b>				
	Flush	White	ZB4BH013	0.026/0.057
		Green	ZB4BH033	0.026/0.057
		Red	ZB4BH043	0.026/0.057
		Orange	ZB4BH053	0.026/0.057
		Blue	ZB4BH063	0.026/0.057

#### Illuminated pushbuttons with projecting push (1)

Shape of head	Type of push	Color of lens	Reference	Weight kg/lb
<b>Heads only (2)</b>				
	Projecting	White	ZB4BH13	0.026/0.057
		Green	ZB4BH33	0.026/0.057
		Red	ZB4BH43	0.026/0.057
		Orange	ZB4BH53	0.026/0.057
		Blue	ZB4BH63	0.026/0.057

110168



ZB4BH63







#### Heads with black metal bezel








To order, add a figure 7 to the references selected above.  
Example: ZB4BH013 becomes ZB4BH0137.


- (1) Recommended maximum number of contacts constituting the body (fixing collar and contact) associated with the head, see page 12.  
(2) Only for use with bodies comprising a light source with integral LED.

Assembly of other products using:  
body/contact assemblies: see page 38  
accessories: see page 50

Selector switches with standard handle <sup>(1)</sup>						
Screw clamp terminal connections (Schneider Electric anti-loosening system)						
Shape of head	Type of operator	Type of contact		Positions		Reference
		N/O	N/C	Number	Type	

Complete units							
	Standard handle, black	1	–	2-position 90°	Stay put	 <b>XB4BD21</b> (ZB4BZ101 + ZB4BD2)	0.095/0.209
		1	–		Spring return from right to left	 <b>XB4BD41</b> (ZB4BZ101 + ZB4BD4)	0.100/0.220
		1	1		Stay put	 <b>XB4BD25</b> (ZB4BZ105 + ZB4BD2)	0.095/0.209
		2	–	3-position ± 45°	Stay put	 <b>XB4BD33</b> (ZB4BZ103 + ZB4BD3)	0.095/0.209
					Spring return to centre	 <b>XB4BD53</b> (ZB4BZ103 + ZB4BD5)	0.095/0.209

Heads only							
	Standard handle, black			2-position 90°	Stay put	 <b>ZB4BD2</b>	0.040/0.088
					Spring return from right to left	 <b>ZB4BD4</b>	0.045/0.099
				3-position ± 45°	Stay put	 <b>ZB4BD3</b>	0.040/0.088
					Spring return to centre	 <b>ZB4BD5</b>	0.040/0.088
					Spring return from left to centre	 <b>ZB4BD7</b>	0.040/0.088
					Spring return from right to centre	 <b>ZB4BD8</b>	0.040/0.088

Heads only with other colored handles		
	Standard handle, white	add suffix <b>01</b> to the reference, example: <b>ZB4BD201</b>
	Standard handle, green	add suffix <b>03</b> to the reference, example: <b>ZB4BD203</b>
	Standard handle, red	add suffix <b>04</b> to the reference, example: <b>ZB4BD204</b>
	Standard handle, yellow	add suffix <b>05</b> to the reference, example: <b>ZB4BD205</b>
	Standard handle, blue	add suffix <b>06</b> to the reference, example: <b>ZB4BD206</b>

### Heads with black metal bezel

For heads with standard black handle only. To order, add the suffix 7 to the references selected from above. Example: **ZB4BD2** becomes **ZB4BD27**.

(1) Recommended maximum number of contacts and sequence of contacts constituting the body (fixing collar + contact) associated with the head, see page 12.

107762

XB4BD33

PF 08185

ZB4BD4


Assembly of other products using:  
body/contact assemblies: see page 38  
accessories: see page 50


# Control and signaling units Ø 22


Harmony XB4, metal

Selector switches with long handle: normal and padlockable

Selector switches with long handle <sup>(1)</sup>						
Screw clamp terminal connections (Schneider Electric anti-loosening system)						
Shape of head	Type of operator	Type of contact		Positions		Reference
		N/O	N/C	Number	Type	

Complete units							
	Long handle, black	1	-	2-position 90°	Stay put	<b>XB4BJ21</b> (ZB4BZ101 + ZB4BJ2)	0.096/0.212
				3-position ± 45°	Stay put	<b>XB4BJ33</b> (ZB4BZ103 + ZB4BJ3)	0.096/0.212
					Spring return to centre	<b>XB4BJ53</b> (ZB4BZ103 + ZB4BJ5)	0.096/0.212


Heads only							
	Long handle, black	1	-	2-position 90°	Stay put	<b>ZB4BJ2</b>	0.040/0.088
					Spring return from right to left	<b>ZB4BJ4</b>	0.045/0.099
				3-position ± 45°	Stay put	<b>ZB4BJ3</b>	0.040/0.088
					Spring return to centre	<b>ZB4BJ5</b>	0.040/0.088
					Spring return from left to centre	<b>ZB4BJ7</b>	0.040/0.088
					Spring return from right to centre	<b>ZB4BJ8</b>	0.040/0.088

	Long handle, padlockable (2)	1	-	2-position 90°	Stay put	<b>ZB4BJ291</b>	0.048/0.106
					Stay put	<b>ZB4BJ292</b>	0.048/0.106
				Spring return from right to left	<b>ZB4BJ294</b>	0.048/0.106	
					<b>ZB4BJ491</b>	0.054/0.119	
				3-position ± 45°	Stay put	<b>ZB4BJ391</b>	0.048/0.106
					Stay put	<b>ZB4BJ392</b>	0.048/0.106
					Stay put	<b>ZB4BJ393</b>	0.048/0.106
					Stay put	<b>ZB4BJ394</b>	0.048/0.106
					Stay put	<b>ZB4BJ395</b>	0.048/0.106
					Stay put	<b>ZB4BJ396</b>	0.048/0.106
					Stay put	<b>ZB4BJ397</b>	0.048/0.106
					Spring return to centre	<b>ZB4BJ593</b>	0.048/0.106
					Spring return from right to centre	<b>ZB4BJ891</b>	0.048/0.106
						<b>ZB4BJ893</b>	0.048/0.106
				Spring return from left to centre	<b>ZB4BJ895</b>	0.048/0.106	
					<b>ZB4BJ792</b>	0.048/0.106	
<b>ZB4BJ793</b>	0.048/0.106						
	<b>ZB4BJ796</b>	0.048/0.106					

### Heads with black metal bezel

To order, add a figure 7 to the references selected from above.  
Example: **ZB4BJ2** becomes **ZB4BJ27**.

(1) Recommended maximum number of contacts and sequence of contacts constituting the body (fixing collar + contact) associated with the head, see page 12.  
(2) The symbol o indicates the padlocking positions.



ZB4BJ33



ZB4BJ3



ZB4BJ291

Assembly of other products using:  
body/contact assemblies: see page 38  
accessories: see page 50






## Control and signaling units Ø 22



















Harmony XB4, metal

Key switches

Key n° 455, 421E, 458A, 520E, 3131A

Key switches (1) (2)						
Screw clamp terminal connections (Schneider Electric anti-loosening system)						
Shape of head	Type of operator	Type of contact		Positions		Reference
		N/O	N/C	Number	Type	


Complete units							
	Key switch with key n° 455	1	-	2-position 90°	Stay put	 <b>XB4BG21</b> (ZB4BZ101 + ZB4BG2)	0.153/0.337
					Spring return to left	 <b>XB4BG41</b> (ZB4BZ101 + ZB4BG4)	0.153/0.337
		2	-	3-position ± 45°	Stay put	 <b>XB4BG03</b> (ZB4BZ103 + ZB4BG0)	0.153/0.337
						 <b>XB4BG33</b> (ZB4BZ103 + ZB4BG3)	0.153/0.337

Heads only								
	Key switch with key n° 455 (3) (4)	1	-	2-position 90°	Stay put	 <b>ZB4BG2</b>	0.098/0.216	
						 <b>ZB4BG02</b>	0.098/0.216	
						 <b>ZB4BG4</b>	0.098/0.216	
					Spring return from right to left	 <b>ZB4BG6</b>	0.098/0.216	
					3-position ± 45°	Stay put	 <b>ZB4BG0</b>	0.098/0.216
							 <b>ZB4BG03</b>	0.098/0.216
							 <b>ZB4BG04</b>	0.098/0.216
							 <b>ZB4BG3</b>	0.098/0.216
						 <b>ZB4BG5</b>	0.098/0.216	
						 <b>ZB4BG9</b>	0.098/0.216	
						 <b>ZB4BG09</b>	0.098/0.216	
				Spring return from left to centre		 <b>ZB4BG1</b>	0.098/0.216	
					 <b>ZB4BG01</b>	0.098/0.216		
				Spring return to centre	 <b>ZB4BG7</b>	0.098/0.216		
				Spring return from right to centre	 <b>ZB4BG8</b>	0.098/0.216		
					 <b>ZB4BG05</b>	0.098/0.216		
	 <b>ZB4BG08</b>	0.098/0.216						

### Heads with black metal bezel

To order, add a figure 7 to the references selected from above. Example: **ZB4BG2** becomes **ZB4BG27**.

(1) Recommended maximum number of contacts and sequence of contacts constituting the body (fixing collar and contact) associated with the head, see page 12.

(2) The symbol  indicates key withdrawal position(s).

(3) Other key numbers:

- key n° 421E: add suffix **12** to the reference.

- key n° 458A: add suffix **10** to the reference.

- key n° 520E: add suffix **14** to the reference.

- key n° 3131A: add suffix **20** to the reference.

Example: For a switch head with key n° 421E, 2-position stay put, with key withdrawal from the left-hand position, the reference becomes: **ZB4BG212**.

(4) For specific keys with other numbers, please consult our Customer Care Centre.












Assembly of other products using:  
body/contact assemblies: see page 38  
accessories: see page 50








## Control and signaling units Ø 22




Harmony XB4, metal

Key switches with key TEC10

Selector switches with knurled knob - Toggle switches

Key switches with key TEC10						
Shape of head	Type of operator	Positions		Reference	Weight kg/lb	
		Number	Type			
<b>Heads only</b>						
	Key switch with key TEC10	2-position 90°	Stay put		<b>ZB4BG2TEC10</b>	0.160/0.353
					<b>ZB4BG4TEC10</b>	0.160/0.353
			Spring return from right to left		<b>ZB4BG6TEC10</b>	0.170/0.375
					<b>ZB4BG0TEC10</b>	0.160/0.353
		3-position ± 45°	Stay put		<b>ZB4BG3TEC10</b>	0.160/0.353
					<b>ZB4BG5TEC10</b>	0.160/0.353
			Spring return to centre		<b>ZB4BG9TEC10</b>	0.160/0.353
					<b>ZB4BG7TEC10</b>	0.170/0.375
			Spring return from right to centre		<b>ZB4BG05TEC10</b>	0.170/0.375
						

Selector switches with knurled knob (1)						
Shape of head	Type of operator	Positions		Reference	Weight kg/lb	
		Number	Type			
<b>Heads only</b>						
	Black knurled knob	2-position 90°	Stay put		<b>ZB4BD29</b>	0.043/0.095
					<b>ZB4BD49</b>	0.050/0.110
		3-position ± 45°	Stay put		<b>ZB4BD39</b>	0.040/0.088
					<b>ZB4BD59</b>	0.040/0.088
			Spring return from left to centre		<b>ZB4BD79</b>	0.040/0.088
					<b>ZB4BD89</b>	0.040/0.088

Toggle switches (1)						
Shape of head	Type of operator	Positions		Reference	Weight kg/lb	
		Number	Type			
<b>Heads only</b>						
	Black lever	2-position 90°	Stay put		<b>ZB4BD28</b>	0.026/0.057
					<b>ZB4BD48</b>	0.026/0.057

### Heads with black metal bezel

To order, add a figure 7 to the references selected from above.  
Example: **ZB4BD29** becomes **ZB4BD297**.

(1) Recommended maximum number of contacts and sequence of contacts constituting the body (fixing collar and contact) associated with the head, see page 12.

PF106198



ZB4BD29

814205



ZB4BD28

Assembly of other products using:  
combined sub-assemblies: see page 38  
accessories: see page 50



## Control and signaling units Ø 22

Harmony XB4, metal

Illuminated selector switches with standard handle,  
with integral LED


### Illuminated selector switches with standard handle, with integral LED <sup>(1)</sup>

Screw clamp terminal connections (Schneider Electric anti-loosening system)

Shape of head	Type of operator	Type of contact	Positions Number Type	Supply voltage V	Color of handle	Reference	Weight kg/lb
							
							
		N/O					
		N/C					

#### Complete units

PF106192




XB4BK123B5





Protected  
LED

PF106193



XB4BK134B5

Standard handle	1	1	2-position Stay put  90°	~ 24 (50/60 Hz)	Green	<b>XB4BK123B5</b> (ZB4BW0B35 + ZB4BK1233)	0.101/0.223				
					Red	<b>XB4BK124B5</b> (ZB4BW0B45 + ZB4BK1243)	0.101/0.223				
					Orange	<b>XB4BK125B5</b> (ZB4BW0B55 + ZB4BK1253)	0.101/0.223				
					~ 110...120 (50/60 Hz)	Green	<b>XB4BK123G5</b> (ZB4BW0G35 + ZB4BK1233)	0.101/0.223			
					Red	<b>XB4BK124G5</b> (ZB4BW0G45 + ZB4BK1243)	0.101/0.223				
					Orange	<b>XB4BK125G5</b> (ZB4BW0G55 + ZB4BK1253)	0.101/0.223				
					~ 230...240 (50/60 Hz)	Green	<b>XB4BK123M5</b> (ZB4BW0M35 + ZB4BK1233)	0.101/0.223			
					Red	<b>XB4BK124M5</b> (ZB4BW0M45 + ZB4BK1243)	0.101/0.223				
					Orange	<b>XB4BK125M5</b> (ZB4BW0M55 + ZB4BK1253)	0.101/0.223				
					1	1	3-position Stay put  ± 45°	~ 24 (50/60 Hz)	Green	<b>XB4BK133B5</b> (ZB4BW0B35 + ZB4BK1333)	0.101/0.223
									Red	<b>XB4BK134B5</b> (ZB4BW0B45 + ZB4BK1343)	0.101/0.223
									Orange	<b>XB4BK135B5</b> (ZB4BW0B55 + ZB4BK1353)	0.101/0.223
~ 110...120 (50/60 Hz)	Green	<b>XB4BK133G5</b> (ZB4BW0G35 + ZB4BK1333)	0.101/0.223								
Red	<b>XB4BK134G5</b> (ZB4BW0G45 + ZB4BK1343)	0.101/0.223									
Orange	<b>XB4BK135G5</b> (ZB4BW0G55 + ZB4BK1353)	0.101/0.223									
~ 230...240 (50/60 Hz)	Green	<b>XB4BK133M5</b> (ZB4BW0M35 + ZB4BK1333)	0.101/0.223								
Red	<b>XB4BK134M5</b> (ZB4BW0M45 + ZB4BK1343)	0.101/0.223									
Orange	<b>XB4BK135M5</b> (ZB4BW0M55 + ZB4BK1353)	0.101/0.223									

(1) Recommended maximum number of contacts constituting the body (fixing collar and contact) associated with the head, see page 12.










Assembly of other products using:  
combined sub-assemblies: see page 38  
accessories: see page 50

## Control and signaling units Ø 22

Harmony XB4, metal

Illuminated selector switches with standard handle,  
with integral LED

Illuminated selector switches with standard handle, with integral LED (continued) (1)							
Shape of head	Type of operator	Positions		Color of handle	Reference	Weight kg/lb	
		Number	Type				
<b>Heads only (2)</b>							
	Standard handle	2-position 90°	Stay put		White	<b>ZB4BK1213</b>	0.036/0.079
					Green	<b>ZB4BK1233</b>	0.036/0.079
					Red	<b>ZB4BK1243</b>	0.036/0.079
					Orange	<b>ZB4BK1253</b>	0.036/0.079
					Blue	<b>ZB4BK1263</b>	0.036/0.079
			Spring return from right to left		White	<b>ZB4BK1413</b>	0.037/0.082
					Green	<b>ZB4BK1433</b>	0.037/0.082
					Red	<b>ZB4BK1443</b>	0.037/0.082
					Orange	<b>ZB4BK1453</b>	0.037/0.082
					Blue	<b>ZB4BK1463</b>	0.037/0.082
		3-position ± 45°	Stay put		White	<b>ZB4BK1313</b>	0.036/0.079
					Green	<b>ZB4BK1333</b>	0.036/0.079
					Red	<b>ZB4BK1343</b>	0.036/0.079
					Orange	<b>ZB4BK1353</b>	0.036/0.079
					Blue	<b>ZB4BK1363</b>	0.036/0.079
			Spring return to centre		White	<b>ZB4BK1513</b>	0.036/0.079
					Green	<b>ZB4BK1533</b>	0.036/0.079
					Red	<b>ZB4BK1543</b>	0.036/0.079
					Orange	<b>ZB4BK1553</b>	0.036/0.079
					Blue	<b>ZB4BK1563</b>	0.036/0.079
Spring return from right to centre		White	<b>ZB4BK1813</b>	0.036/0.079			
		Green	<b>ZB4BK1833</b>	0.036/0.079			
		Red	<b>ZB4BK1843</b>	0.036/0.079			
		Orange	<b>ZB4BK1853</b>	0.036/0.079			
		Blue	<b>ZB4BK1863</b>	0.036/0.079			
Spring return from left to centre		White	<b>ZB4BK1713</b>	0.036/0.079			
		Green	<b>ZB4BK1733</b>	0.036/0.079			
		Red	<b>ZB4BK1743</b>	0.036/0.079			
		Orange	<b>ZB4BK1753</b>	0.036/0.079			
		Blue	<b>ZB4BK1763</b>	0.036/0.079			

107700



ZB4BK1343


### Heads with black metal bezel

To order, add a figure 7 to the references selected from above.  
Example: **ZB4BK1213** becomes **ZB4BK12137**.

- (1) Recommended maximum number of contacts constituting the body (fixing collar and contact) associated with the head, see page 12.  
(2) Only for use with bodies comprising a light source with integral LED.

Assembly of other products using:  
body/light assemblies: see page 46  
accessories: see page 50

**Pilot lights with integral LED**  
Screw clamp terminal connections (Schneider Electric anti-loosening system)




Shape of head	Supply voltage V	Color	Reference	Weight kg/lb
<b>Complete units</b>				
■ With plain lens				
 <b>Protected LED</b>	≈ 24 (50/60 Hz)	White	<b>XB4BVB1</b> (ZB4BVB1 + ZB4BV013)	0.080/0.176
		Green	<b>XB4BVB3</b> (ZB4BVB3 + ZB4BV033)	0.080/0.176
		Red	<b>XB4BVB4</b> (ZB4BVB4 + ZB4BV043)	0.080/0.176
		Orange	<b>XB4BVB5</b> (ZB4BVB5 + ZB4BV053)	0.080/0.176
		Blue	<b>XB4BVB6</b> (ZB4BVB6 + ZB4BV063)	0.080/0.176
		~ 110...120 (50/60 Hz)	White	<b>XB4BVG1</b> (ZB4BVG1 + ZB4BV013)
Green	<b>XB4BVG3</b> (ZB4BVG3 + ZB4BV033)		0.080/0.176	
Red	<b>XB4BVG4</b> (ZB4BVG4 + ZB4BV043)		0.080/0.176	
Orange	<b>XB4BVG5</b> (ZB4BVG5 + ZB4BV053)		0.080/0.176	
Blue	<b>XB4BVG6</b> (ZB4BVG6 + ZB4BV063)		0.080/0.176	
~ 230...240 (50/60 Hz)	White		<b>XB4BVM1</b> (ZB4BVM1 + ZB4BV013)	0.080/0.176
	Green	<b>XB4BVM3</b> (ZB4BVM3 + ZB4BV033)	0.080/0.176	
	Red	<b>XB4BVM4</b> (ZB4BVM4 + ZB4BV043)	0.080/0.176	
	Orange	<b>XB4BVM5</b> (ZB4BVM5 + ZB4BV053)	0.080/0.176	
	Blue	<b>XB4BVM6</b> (ZB4BVM6 + ZB4BV063)	0.080/0.176	

101179



XB4BVB5

**Heads only (1)**

Shape of head	For use with body comprising light source type	Color of lens	Reference	Weight kg/lb
■ With plain lens				
 <b>Protected LED</b>	Integral LED only	White	<b>ZB4BV013</b>	0.026/0.057
		Green	<b>ZB4BV033</b>	0.026/0.057
		Red	<b>ZB4BV043</b>	0.026/0.057
		Orange	<b>ZB4BV053</b>	0.026/0.057
		Blue	<b>ZB4BV063</b>	0.026/0.057
		5 colors (2) (3)	<b>ZB4BV003</b>	0.026/0.057
■ With plain lens, for insertion of legend (3)				
 <b>Protected LED</b>	Integral LED only	White	<b>ZB4BV013E</b>	0.026/0.057
		Green	<b>ZB4BV033E</b>	0.026/0.057
		Red	<b>ZB4BV043E</b>	0.026/0.057
		Orange	<b>ZB4BV053E</b>	0.026/0.057
		Blue	<b>ZB4BV063E</b>	0.026/0.057
■ With grooved lens (4)				
 <b>Protected LED</b>	Integral LED only	White	<b>ZB4BV013S</b>	0.026/0.057
		Green	<b>ZB4BV033S</b>	0.026/0.057
		Red	<b>ZB4BV043S</b>	0.026/0.057
		Orange	<b>ZB4BV053S</b>	0.026/0.057
		Blue	<b>ZB4BV063S</b>	0.026/0.057

101233



ZB4BV063

101234



ZB4BV043S

(1) Only for use with bodies comprising a light source with integral LED.  
(2) Head supplied with 5 different colored lenses (White, Green, Red, Orange, Blue) not fitted, for insertion of legend.  
(3) For legend ordering information: see page 57.  
(4) For use in bright ambient light conditions (for example, outdoors in sunlight).

Assembly of other products using:  
body/light assemblies: see page 47  
accessories: see page 50


## Control and signaling units Ø 22

Harmony XB4, metal

Pilot lights with integral LED and with BA 9s base fitting

### Pilot lights with integral LED and transformer (1.2 VA, 24 V secondary)

Screw clamp terminal connections (Schneider Electric anti-loosening system)

Shape of head	Supply voltage V	Color	Reference (1)	Weight kg/lb
<b>Complete units - With plain lens</b>				
	~ 400 - 50 Hz (1)	White	<b>XB4BV5B1</b>	0.172/0.379
		Green	<b>XB4BV5B3</b>	0.172/0.379
		Red	<b>XB4BV5B4</b>	0.172/0.379
		Orange	<b>XB4BV5B5</b>	0.172/0.379
		Blue	<b>XB4BV5B6</b>	0.172/0.379

PF512544





XB4BV5B1



### Pilot lights with BA 9s base fitting, with plain or grooved lens

Screw clamp terminal connections (Schneider Electric anti-loosening system)

Shape of head	Supply voltage V	Color	Reference	Weight kg/lb
<b>Complete units - With plain lens</b>				
■ Direct supply, for BA 9s bulb, U ≤ 250 V, 2.4 W max (bulb not included)				
	≤ 250	White	<b>XB4BV61</b> (ZB4BV6 + ZB4BV01)	0.075/0.165
		Green	<b>XB4BV63</b> (ZB4BV6 + ZB4BV03)	0.075/0.165
		Red	<b>XB4BV64</b> (ZB4BV6 + ZB4BV04)	0.075/0.165
		Orange	<b>XB4BV65</b> (ZB4BV6 + ZB4BV05)	0.075/0.165
■ Via integral transformer, 1.2 VA, 6 V secondary, with BA 9s incandescent bulb (included)				
	~ 110...120 - 50/60 Hz	White	<b>XB4BV31</b> (ZB4BV3 + ZB4BV01)	0.152/0.335
		Green	<b>XB4BV33</b> (ZB4BV3 + ZB4BV03)	0.152/0.335
		Red	<b>XB4BV34</b> (ZB4BV3 + ZB4BV04)	0.152/0.335
		Orange	<b>XB4BV35</b> (ZB4BV3 + ZB4BV05)	0.152/0.335
	~ 230 - 50 Hz ~ 220...240 - 60 Hz	White	<b>XB4BV41</b> (ZB4BV4 + ZB4BV01)	0.152/0.335
		Green	<b>XB4BV43</b> (ZB4BV4 + ZB4BV03)	0.152/0.335
		Red	<b>XB4BV44</b> (ZB4BV4 + ZB4BV04)	0.152/0.335
		Orange	<b>XB4BV45</b> (ZB4BV4 + ZB4BV05)	0.152/0.335

101178





XB4BV64

PF512545



XB4BV33

### Heads only (2)

Shape of head	For use with body comprising light source type	Color of lens	Reference	Weight kg/lb
■ With plain lens				
	<b>With BA 9s base fitting</b>	White	<b>ZB4BV01</b>	0.027/0.060
		Green	<b>ZB4BV03</b>	0.027/0.060
		Red	<b>ZB4BV04</b>	0.027/0.060
		Orange	<b>ZB4BV05</b>	0.027/0.060
		Blue	<b>ZB4BV06</b>	0.027/0.060
		Clear	<b>ZB4BV07</b>	0.027/0.060
■ With grooved lens (3)				
	<b>With BA 9s base fitting</b>	White	<b>ZB4BV01S</b>	0.027/0.060
		Green	<b>ZB4BV03S</b>	0.027/0.060
		Red	<b>ZB4BV04S</b>	0.027/0.060
		Orange	<b>ZB4BV05S</b>	0.027/0.060
		Blue	<b>ZB4BV06S</b>	0.027/0.060
		Clear	<b>ZB4BV07S</b>	0.027/0.060

101234



ZB4BV04

PG113109



ZB4BV06S

(1) For order ~ 440...460 V - 60 Hz transformer blocks, please replace "5" in the reference by "8". Example: **XB4BV5B1** becomes **XB4BV8B1**. To order ~ 550...600 V - 60 Hz blocks, please replace "5" by "9". Example: **XB4BV5B1** becomes **XB4BV9B1**.

(2) Only for use with bodies comprising a light source with BA 9s base fitting (incandescent, neon or LED).

(3) For use in bright ambient light conditions (for example, outdoors in sunlight).

Assembly of other products using:  
body/contact assemblies: see page 38  
accessories: see page 50


## Control and signaling units Ø 22

Harmony XB4, metal

Specific functions

Pushbuttons for manual overload reset, hour counters, buzzers, fuse carrier

### Manual overload reset pushbuttons


Shape of head	Travel Ø mm/in.	Actuation distance Ø mm/in.	Color	Reference	Weight kg/lb
	10/0.394	6...16/0.236...0.630	Black	<b>XB4BA821</b>	0.037/0.082
			Red	<b>XB4BA841</b>	0.037/0.082
			Blue	<b>XB4BA861</b>	0.037/0.082
			Black	<b>XB4BA822</b>	0.038/0.084
			Red	<b>XB4BA842</b>	0.038/0.084
			Blue	<b>XB4BA862</b>	0.038/0.084
	14/0.551	30...130/1.181...5.118	Black	<b>XB4BA921</b>	0.058/0.128
			Red	<b>XB4BA941</b>	0.058/0.128
			Blue	<b>XB4BA961</b>	0.058/0.128
			Black	<b>XB4BA922</b>	0.071/0.157
			Red	<b>XB4BA942</b>	0.071/0.157
			Blue	<b>XB4BA962</b>	0.071/0.157
	16...26/0.630...1.024	16...26/0.630...1.024	Black	<b>XB4BA822</b>	0.038/0.084
			Red	<b>XB4BA842</b>	0.038/0.084
			Blue	<b>XB4BA862</b>	0.038/0.084
			Black	<b>XB4BA922</b>	0.071/0.157
			Red	<b>XB4BA942</b>	0.071/0.157
			Blue	<b>XB4BA962</b>	0.071/0.157

101161




XB4BA821

### Heads and mounting base for potentiometer (1)

Shape of head	Description	For use with	Reference	Weight kg/lb
	For potentiometer with shaft length Ø 45 to 50 mm/1.772 to 1.968 in.	Ø 6 mm /0.236 in. shaft	<b>ZB4BD912</b>	0.080/0.176
		Ø 6.35 mm /0.250 in. shaft	<b>ZB4BD922</b>	0.080/0.176

814341



ZB4BD912

### Hour counters

Characteristics	Supply voltage V	Reference	Weight kg/lb
Indication 0...9999.9	≈ 12...24 - 50/60 Hz	<b>XB5DSB</b>	0.045/0.099
	~ 120 - 60 Hz	<b>XB5DSG</b>	0.045/0.099
	~ 230...240 - 50 Hz	<b>XB5DSM</b>	0.045/0.099

101289



XB5DSB

### Annunciators (IP 40 NEMA 1)

85 db buzzer: 4 kHz, with continuous or intermittent operation	≈ 24 - 50/60 Hz	<b>XB5KSB</b>	0.035/0.077
	~ 120 - 50/60 Hz	<b>XB5KSG</b>	0.035/0.077
	~ 230...240 - 50 Hz	<b>XB5KSM</b>	0.035/0.077

101301



XB5KS•

### Fuse carrier

Description	For use with	Reference	Weight kg/lb
Fuse carrier	5 x 20 mm/0.197 x 0.787 in. fuse 6.3 A - 250 V	<b>XB5DT1S</b>	0.022/0.049

101300



XB5DT1S

(1) Potentiometer not included.

Assembly of other products using accessories: see page 50

## Control and signaling units Ø 22

Harmony XB4, metal

Specific functions

Joystick controllers, wobblesticks

101189



XD4PA12

### Joystick controllers (with Ø 54 mm/2.126 in. long operating shaft) (1) Screw clamp terminal connections (Schneider Electric anti-loosening system)

Description	Operation	Spring return to zero position	Reference	Weight kg/lb
<b>Complete products</b>				
2-direction	1 notch 1 N/O contact per direction	Without	<b>XD4PA12</b>	0.116/0.256
		With	<b>XD4PA22</b>	0.116/0.256
4-direction	1 notch 1 N/O contact per direction	Without	<b>XD4PA14</b>	0.133/0.293
		With	<b>XD4PA24</b>	0.133/0.293

103074



ZD4PA103

### Sub-assemblies for joystick controllers

Description	Functions	Reference	Weight kg/lb
Complete body/contact assemblies	2-direction	<b>ZD4PA103</b>	0.049/0.108
	4-direction	<b>ZD4PA203</b>	0.058/0.128
Complete head assemblies with operating shaft	2-direction, stay put	<b>ZD4PA12</b>	0.022/0.049
	2-direction, spring return to zero position	<b>ZD4PA22</b>	0.022/0.049
	4-direction, stay put	<b>ZD4PA14</b>	0.022/0.049
	4-direction, spring return to zero position	<b>ZD4PA24</b>	0.022/0.049

103072



ZD4PA203

103073



ZD4PA12

Legends Ø 30 x 48 mm/ 1.181 x 1.890 in. for engraving	2-direction	Black one side Red reverse	<b>ZBG2201</b>	0.001/0.002
		White one side Yellow reverse	<b>ZBG2401</b>	0.001/0.002
Legends Ø 48 x 48 mm/ 1.890 x 1.890 in. for engraving	4-direction	Black one side Red reverse	<b>ZBG4201</b>	0.002/0.004
		White one side Yellow reverse	<b>ZBG4401</b>	0.002/0.004

103457



ZB4BB2

### Wobblestick heads

Shape of head	For use with	Color	Reference	Weight kg/lb
	Omnidirectional, spring return	Black	<b>ZB4BB2</b>	0.058/0.128
		Red	<b>ZB4BB4</b>	0.058/0.128

**Other versions** Joystick controllers and complete body/contact assemblies for joystick controllers with Faston connector terminals (Ø 6.35 or 2 x 2.8 mm/0.250 or 2 x 0.110 in.). Please consult our Customer Care Centre.

(1) Must not be used with standard contact blocks **ZBE10** (single) or **ZBE20** (double).

To combine with heads, see pages 14 to 36




ZB4BZ009



ZBE101



ZBE203



ZB4BZ101



ZBE201



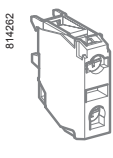
ZB4BZ106



ZBE501



ZB2BE101



ZBZ001

Body/fixing collar			
For use with	Sold in lots of	Unit reference	Weight kg/lb
Electrical block (contact or light)	10	ZB4BZ009	0.038/0.084

**Contact functions (1)**  
Screw clamp terminal connections (Schneider Electric anti-loosening system)

Contacts for standard applications						
Description	Type of contact			Sold in lots of	Unit reference	Weight kg/lb
		N/O	N/C			
Contact blocks	Single	1	–	5	ZBE101	0.011/0.024
		–	1	5	ZBE102	0.011/0.024
	Double	2	–	5	ZBE203	0.020/0.044
		–	2	5	ZBE204	0.020/0.044
		1	1	5	ZBE205	0.020/0.044
	Single with body/fixing collar	1	–	1	ZB4BZ101	0.053/0.117
		–	1	1	ZB4BZ102	0.053/0.117
		2	–	1	ZB4BZ103	0.062/0.137
		–	2	1	ZB4BZ104	0.062/0.137
		1	1	1	ZB4BZ105	0.062/0.137
		1	2	1	ZB4BZ141	0.072/0.159

Contacts for specific applications							
Application	Type of contact	Description			Sold in lots of	Unit reference	Weight kg/lb
			N/O	N/C			
Low power switching	Single	Standard	1	–	5	ZBE1016	0.012/0.026
			–	1	5	ZBE1026	0.012/0.026
		Dusty environment (2) (IP 5X, 50 µm dust)	1	–	5	ZBE1016P	0.012/0.026
			–	1	5	ZBE1026P	0.012/0.026
Staggered contacts	Single	Early make N/O	1	–	5	ZBE201	0.011/0.024
			–	1	5	ZBE202	0.011/0.024
	Single with body/fixing collar	Overlapping N/O+N/C	1	1	5	ZB4BZ106	0.062/0.137
			2	–	5	ZB4BZ107	0.062/0.137
High power switching	Single	Standard (3)	1	–	1	ZBE501	0.020/0.044
			–	1	1	ZBE502	0.020/0.044
			2	–	1	ZBE503	0.032/0.071
			–	2	1	ZBE504	0.032/0.071
			1	1	1	ZBE505	0.032/0.071
			1	–	1	ZB2BE101	0.020/0.044
Additional contact blocks for high power switching	Single	Standard (4)	–	1	1	ZB2BE102	0.020/0.044

Clip-on legend holder, sheet of blank legends and labelling software			
Description	Sold in lots of	Unit reference	Weight kg/lb
Clip-on legend-holder for electrical blocks with screw clamp terminal connections (5). For identification of an XB4B control or signaling unit	10	ZBZ001	0.001/0.002
Sheet of 50 blank legends for legend holder ZBZ001	10	ZBY001	0.023/0.051
“SIS Label” labelling software for legend design (ZBY001 legends) (for design of legends in English, French, German, Italian, Spanish)	1	XBY2U	0.100/0.220

- (1) The contact blocks enable variable composition of body/contact assemblies. Maximum number of rows possible: 3. Either 3 rows of 3 single contacts or 1 row of 3 double contacts + 1 row of 3 single contacts (double contacts occupy the first 2 rows). Maximum number of contacts is specified on page 12.
- (2) It is not possible to fit an additional contact block on the back of these contact blocks.
- (3) It is not possible to use these contacts with light blocks.
- (4) To be fitted on the back of ZBE50● contacts.
- (5) This legend holder is not compatible with high power switching contacts.

To combine with heads, see page 18

101288



ZBVB●

#### Light blocks with screw clamp terminal connections (Schneider Electric anti-loosening system)

Description	Supply voltage V	Color of light source	Sold in lots of	Unit reference	Weight kg/lb
<b>Integral LED</b> (to combine with heads for integral LED)	~ 12 (50/60 Hz)	White	5	ZBVJ1	0.017/0.037
		Green	5	ZBVJ3	0.017/0.037
		Red	5	ZBVJ4	0.017/0.037
		Orange	5	ZBVJ5	0.017/0.037
		Blue	5	ZBVJ6	0.017/0.037
	~ 24 (50/60 Hz)	White	5	ZBVB1	0.017/0.037
		Green	5	ZBVB3	0.017/0.037
		Red	5	ZBVB4	0.017/0.037
		Orange	5	ZBVB5	0.017/0.037
		Blue	5	ZBVB6	0.017/0.037
	~ 24...120 (50/60 Hz)	White	5	ZBVBG1	0.017/0.037
		Green	5	ZBVBG3	0.017/0.037
		Red	5	ZBVBG4	0.017/0.037
		Orange	5	ZBVBG5	0.017/0.037
		Blue	5	ZBVBG6	0.017/0.037
	~ 110...120 (50/60 Hz)	White	5	ZBVG1	0.017/0.037
		Green	5	ZBVG3	0.017/0.037
		Red	5	ZBVG4	0.017/0.037
		Orange	5	ZBVG5	0.017/0.037
		Blue	5	ZBVG6	0.017/0.037
	~ 230...240 (50/60 Hz)	White	5	ZBVM1	0.017/0.037
		Green	5	ZBVM3	0.017/0.037
		Red	5	ZBVM4	0.017/0.037
		Orange	5	ZBVM5	0.017/0.037
		Blue	5	ZBVM6	0.017/0.037

#### Flashing light blocks with screw clamp terminal connections (Schneider Electric anti-loosening system)

<b>Integral LED</b> (to combine with heads for integral LED)	~ 24 (50/60 Hz)	White	5	ZBV18B1	0.017/0.037
		Green	5	ZBV18B3	0.017/0.037
		Red	5	ZBV18B4	0.017/0.037
		Orange	5	ZBV18B5	0.017/0.037
		Blue	5	ZBV18B6	0.017/0.037
	~ 110...120 (50/60 Hz)	White	5	ZBV18G1	0.017/0.037
		Green	5	ZBV18G3	0.017/0.037
		Red	5	ZBV18G4	0.017/0.037
		Orange	5	ZBV18G5	0.017/0.037
		Blue	5	ZBV18G6	0.017/0.037
	~ 230...240 (50/60 Hz)	White	5	ZBV18M1	0.017/0.037
		Green	5	ZBV18M3	0.017/0.037
		Red	5	ZBV18M4	0.017/0.037
		Orange	5	ZBV18M5	0.017/0.037
		Blue	5	ZBV18M6	0.017/0.037

#### Transformer blocks for 24 V light blocks (1)

For use with	Supply voltage V	Description	Référence	Weight kg/lb
Light blocks with integral LED	~ 400 V - 50 Hz	Transformer 400 V - 24 V ~	ZBV5B (2)	0.090/0.198

#### Blocks for "test light" function

Light blocks	~ 12 and 24 ~ 24...120	Single module, 1 connecting wire	ZBZG156 (3)	0.010/0.022
Light blocks with integral LED	~ 48...230	Double module, with connecting wires	ZBZM156 (4)	0.010/0.022

#### LED suppressors

For use with	Supply voltage V	Level of protection	Reference	Weight kg/lb
Light blocks with integral LED fitted with screw clamp terminal connections	~ 120	25...120 VA	ZBZVG	0.010/0.022
	~ 230	30...230 VA	ZBZVM	0.010/0.022

(1) To be used with 2 dummy contact blocks ZBE000.

(2) To order ~ 440...460 V - 60 Hz transformer blocks, please replace "5" in the reference by "8": ZBV5B becomes ZBV8B. To order ~ 550...600 V - 60 Hz transformer blocks, please replace "5" by "9": ZBV5B becomes ZBV9B.

(3) Block for use with ~ light blocks with integral LED types ZBVJ●, ZBVB●, ZVBBG● or with direct supply light block for BA 9s bulb, ZBV6.

(4) Block for use ~ light blocks integral LED types ZBVG●, ZBVM●, see connection on Schneider Electric website, Harmony XB4 page.

PF080705



ZBV5B

121451



ZBZG156

121453




ZBZM156

105079



ZBZV●

To combine with heads, see pages 14 to 36



10191

ZB4BZ009

#### Body/fixing collar

For use with	Sold in lots of	Unit reference	Weight kg/lb
Electrical block (contact or light)	10	ZB4BZ009	0.038/0.084



PF10777


ZBE1015

#### Contact functions

##### Spring clamp terminal connections (1)

##### Contacts for standard applications

Description	Type of contact	Symbol		Sold in lots of	Unit reference	Weight kg/lb
		N/O	N/C			
Contact blocks	Single	1	–	4	ZBE1015	0.011/0.024
		–	1	4	ZBE1025	0.011/0.024
Contact blocks	Single with body/fixing collar	1	–	1	ZB4BZ1015	0.053/0.117
		–	1	1	ZB4BZ1025	0.053/0.117
		2	–	1	ZB4BZ1035	0.062/0.137
		–	2	1	ZB4BZ1045	0.062/0.137
		1	1	1	ZB4BZ1055	0.062/0.137



PF10779

ZB4BZ1015

#### Light blocks

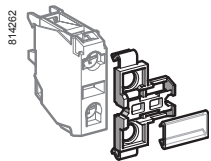
##### Spring clamp terminal connections (1)

Description	Supply voltage V	Color of light source	Sold in lots of	Unit reference	Weight kg/lb
Integral LED (to combine with heads for integral LED)	~ 12 (50/60 Hz)	White	4	ZBVJ15	0.016/0.035
		Green	4	ZBVJ35	0.016/0.035
		Red	4	ZBVJ45	0.016/0.035
		Orange	4	ZBVJ55	0.016/0.035
		Blue	4	ZBVJ65	0.016/0.035
		Integral LED <b>Protected LED</b>	~ 24 (50/60 Hz)	White	4
Green	4			ZBVB35	0.016/0.035
Red	4			ZBVB45	0.016/0.035
Orange	4			ZBVB55	0.016/0.035
Blue	4			ZBVB65	0.016/0.035
Integral LED	~ 110...120 (50/60 Hz)			White	4
		Green	4	ZBVG35	0.016/0.035
		Red	4	ZBVG45	0.016/0.035
		Orange	4	ZBVG55	0.016/0.035
		Blue	4	ZBVG65	0.016/0.035
		Integral LED	~ 230...240 (50/60 Hz)	White	4
Green	4			ZBVM35	0.016/0.035
Red	4			ZBVM45	0.016/0.035
Orange	4			ZBVM55	0.016/0.035
Blue	4			ZBVM65	0.016/0.035
Integral LED + body/fixing collar	~ 110...120 (50/60 Hz)			Green	4
		Red	4	ZB4BVG45	0.053/0.117



PF08071

ZBVB35



814262


ZBZ001

#### Sheet of 50 blank legends

For use with	Sold in lots of	Unit reference	Weight kg/lb
Legend holder ZBZ001	10	ZBY001	0.023/0.051

#### “SIS Label” labelling software (for legends ZBY001)

For legend design for English, French, German, Italian, Spanish	Sold in lots of	Unit reference	Weight kg/lb
	10	XBY2U	0.100/0.220



540548

XBY2U

(1) It is not possible to fit an additional block on the back of these contact or light blocks.




To combine with heads, see pages 14 to 36



ZB4BZ009



ZB4BZ079 + ZB4BZ009



ZBZ01



ZBE701



ZBE702



ZBVB07

#### Body/fixing collar and accessories specifically for printed circuit board mounting (1) Accessories required when using adaptor (socket) ZBZ010



Description	For use with	Sold in lots of	Unit reference	Weight kg/lb
Body/fixing collar	Electrical block (contact or light)	10	ZB4BZ009	0.006/0.013
Fixing collar/pillar	Printed circuit board support (fixing screw ZBZ006 to be ordered separately)	10	ZB4BZ079	0.003/0.007
Fixing screw for printed circuit board	Fixing collar/pillar ZB4BZ079	10	ZBZ006	0.011/0.024

#### Adapter (socket) (1)



For use with	Thickness of printed circuit board Ø mm/in.	Sold in lots of	Unit reference	Weight kg/lb
Electrical block (contact or light)	1.6 ± 0.2/0.063 ± 0.008	10	ZBZ010	0.008/0.018
	2.2 ± 0.2/0.087 ± 0.008	10	ZBZ011	0.008/0.018
	3.2 ± 0.2/0.126 ± 0.008	10	ZBZ012	0.008/0.018

#### Contact functions (1)

##### Contacts for standard applications

Description	Type of contact			Sold in lots of	Unit reference	Weight kg/lb
Contact blocks	Single	1	–	5	ZBE701	0.011/0.024
		–	1	5	ZBE702	0.011/0.024

##### Contacts for specific applications

Application	Type of contact			Sold in lots of	Unit reference	Weight kg/lb
Low power switching	Single	1	–	5	ZBE7016	0.012/0.026
		–	1	5	ZBE7026	0.012/0.026

#### Light blocks (1)

Description	Supply voltage V	Color of LED	Sold in lots of	Unit reference	Weight kg/lb
Integral LED (to combine with heads for integral LED)	≈ 24 (50/60 Hz)	White	5	ZBVB17	0.004/0.009
		Green	5	ZBVB37	0.004/0.009
		Red	5	ZBVB47	0.004/0.009
		Orange	5	ZBVB57	0.004/0.009
		Blue	5	ZBVB67	0.004/0.009



(1) For details of support drilling and of printed circuit board, refer to Schneider Electric website, Harmony XB4 page.


To combine with heads, see pages 14 to 36




ZBE1023



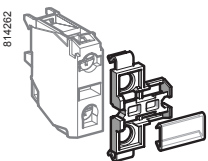
ZBE2043




ZB4BZ1043



ZBE5043



ZBZ001



XBY2U

#### Contact functions (1)

Faston connectors (Ø 6.35 or 2 x 2.8 mm/0.250 or 2 x 0.110 in.) (Schneider Electric anti-loosening system)

#### Contacts for standard applications

Description	Type of contact	Symbol		Sold in lots of	Unit reference	Weight kg/lb
		N/O	N/C			
Contact blocks	Single	1	–	5	ZBE1013	0.011/0.024
		–	1	5	ZBE1023	0.011/0.024
	Double	2	–	5	ZBE2033	0.020/0.044
		–	2	5	ZBE2043	0.020/0.044
		1	1	5	ZBE2053	0.020/0.044
	Single with body/fixing collar	1	–	1	ZB4BZ1013 (2)	0.053/0.117
–		1	1	ZB4BZ1023 (2)	0.053/0.117	
2		–	1	ZB4BZ1033	0.062/0.137	
–		2	1	ZB4BZ1043	0.062/0.137	
1		1	1	ZB4BZ1053	0.062/0.137	

#### Contacts for specific applications

Application	Type of contact	Description	Symbol		Sold in lots of	Unit reference	Weight kg/lb
			N/O	N/C			
Low power switching	Single	Standard	1	–	5	ZBE10163 (2)	0.012/0.026
			–	1	5	ZBE10263 (2)	0.012/0.026
		Dusty environments (3) (IP 5X, 50 µm dust)	1	–	5	ZBE1016P3 (2)	0.012/0.026
			–	1	5	ZBE1026P3 (2)	0.012/0.026
Staggered contacts	Single	Early make	1	–	5	ZBE2013 (2)	0.011/0.024
			–	1	5	ZBE2023 (2)	0.011/0.024
		Late break	–	1	5	ZBE2023 (2)	0.011/0.024
			–	1	5	ZBE2023 (2)	0.011/0.024
High power switching	Single	Standard (4)	1	–	1	ZBE5013	0.021/0.046
			–	1	1	ZBE5023	0.021/0.046
			2	–	1	ZBE5033	0.033/0.073
			–	2	1	ZBE5043	0.033/0.073
			1	1	1	ZBE5053	0.033/0.073

#### Clip-on legend holder for electrical blocks with screw clamp terminal connections (5)

For use with	Sold in lots of	Unit reference	Weight kg/lb
Identification of an XB4B control or signaling unit	10	ZBZ001	0.001/0.002

#### Sheet of 50 blank legends

Legend holder ZBZ001	10	ZBY001	0.023/0.051
----------------------	----	--------	-------------

#### “SIS Label” labelling software (for legends ZBY001)

For legend design for English, French, German, Italian, Spanish	1	XBY2U	0.100/0.220
---	---	-------	-------------

- (1) The contact blocks enable variable composition of body/contact assemblies. Maximum number of rows possible: 3. Either 3 rows of 3 single contacts or 1 row of 3 double contacts + 1 row of 3 single contacts (double contacts occupy the first 2 rows).
- (2) To order products with screw clamp terminal connections for lugs, replace the 3 at the end of the reference with a 9. Example: ZBE1013 becomes ZBE1019.
- (3) It is not possible to fit an additional contact block on the back of these contact blocks.
- (4) It is not possible to use these contacts with light blocks.
- (5) This legend holder is not compatible with high power switching contact blocks.

To combine with heads, see pages 14 to 36

101191



ZB4BZ009

101262



ZBE1014

101265




ZBE1024

101264



ZB4BZ1014

101266




ZB4BZ1024

101270



ZBVB14

530719



APE1C2250

#### Body/fixing collar

For use with	Sold in lots of	Unit reference	Weight kg/lb
Electrical block (contact or light)	10	ZB4BZ009	0.038/0.084

#### Contact functions

##### Plug-in connector (1)

##### Contacts for standard applications

Description	Type of contact	Symbol		Sold in lots of	Unit reference	Weight kg/lb
		N/O	N/C			
Contact blocks	Single	1	–	5	ZBE1014	0.011/0.024
		–	1	5	ZBE1024	0.011/0.024
Contact blocks	Single with body/fixing collar	1	–	1	ZB4BZ1014	0.050/0.110
		–	1	1	ZB4BZ1024	0.050/0.110
		2	–	1	ZB4BZ1034	0.058/0.128
		–	2	1	ZB4BZ1044	0.058/0.128
		1	1	1	ZB4BZ1054	0.058/0.128
		1	2	1	ZB4BZ1414	0.064/0.141

#### Light blocks

##### Plug-in connector

Description	Supply voltage (V)	Color of light source	Sold in lots of	Unit reference	Weight kg/lb
Integral LED (to combine with heads for integral LED)	≈ 24 (50/60 Hz)	White	5	ZBVB14	0.016/0.035
		Green	5	ZBVB34	0.016/0.035
		Red	5	ZBVB44	0.016/0.035
		Orange	5	ZBVB54	0.016/0.035
		Blue	5	ZBVB64	0.016/0.035
		Integral LED (to combine with heads for integral LED)	≈ 24 (50/60 Hz)	White	5
Green	5			ZBVG34	0.016/0.035
Red	5			ZBVG44	0.016/0.035
Orange	5			ZBVG54	0.016/0.035
Blue	5			ZBVG64	0.016/0.035
Integral LED (to combine with heads for integral LED)	≈ 230...240 (50/60 Hz)			White	5
		Green	5	ZBVM34	0.016/0.035
		Red	5	ZBVM44	0.016/0.035
		Orange	5	ZBVM54	0.016/0.035
		Blue	5	ZBVM64	0.016/0.035

#### Connecting cables and connector

Description	Number of connectors	Wire c. s. a. mm <sup>2</sup> /AWG	Length Ø mm/in.	Sold in lots of	Unit reference	Weight kg/lb
Cables with connectors 2-pin, Ø 5.08 mm/0.200 in. pitch	1	0.75/19	500/19.685	8	APE1C2150	0.120/0.265
	2	0.75/19	500/19.685	8	APE1C2250	0.180/0.397
Spring terminal connector 2-pin, Ø 5.08 mm/0.200 in. pitch	–	0.2 to .5 /25 to 14	–	10	APE1PRE21	0.003/0.007

(1) It is not possible to fit an additional contact block on the back of these contact blocks.

# Control and signaling units Ø 22

Harmony XB4, metal

Body/contact assemblies + light blocks with integral LED

To combine with:  
heads, see pages 17 to 33  
contacts, see page 38

PF1512655



ZB4BW0...3

Complete body/contact assemblies and light blocks <sup>(1)</sup>						
Screw clamp terminal connections (Schneider Electric anti-loosening system)						
Light source	Supply voltage V	Type of contact		Color of light source	Reference	Weight kg/lb
		N/O	N/C			
<b>Direct supply</b>						
Integral LED <b>Protected LED</b>	~ 24 (50/60 Hz)	1	–	White	ZB4BW0B11	0.064/0.141
				Green	ZB4BW0B31	0.064/0.141
				Red	ZB4BW0B41	0.064/0.141
				Orange	ZB4BW0B51	0.064/0.141
				Blue	ZB4BW0B61	0.064/0.141
		–	1	White	ZB4BW0B12	0.064/0.141
				Green	ZB4BW0B32	0.064/0.141
				Red	ZB4BW0B42	0.064/0.141
				Orange	ZB4BW0B52	0.064/0.141
				Blue	ZB4BW0B62	0.064/0.141
		2	–	White	ZB4BW0B13	0.074/0.163
				Green	ZB4BW0B33	0.074/0.163
				Red	ZB4BW0B43	0.074/0.163
				Orange	ZB4BW0B53	0.074/0.163
				Blue	ZB4BW0B63	0.074/0.163
	1	1	White	ZB4BW0B15	0.074/0.163	
			Green	ZB4BW0B35	0.074/0.163	
			Red	ZB4BW0B45	0.074/0.163	
			Orange	ZB4BW0B55	0.074/0.163	
			Blue	ZB4BW0B65	0.074/0.163	
	~ 110...120 (50/60 Hz)	1	–	White	ZB4BW0G11	0.064/0.141
				Green	ZB4BW0G31	0.064/0.141
				Red	ZB4BW0G41	0.064/0.141
				Orange	ZB4BW0G51	0.064/0.141
Blue				ZB4BW0G61	0.064/0.141	
–		1	White	ZB4BW0G12	0.064/0.141	
			Green	ZB4BW0G32	0.064/0.141	
			Red	ZB4BW0G42	0.064/0.141	
			Orange	ZB4BW0G52	0.064/0.141	
			Blue	ZB4BW0G62	0.064/0.141	
2		–	White	ZB4BW0G13	0.074/0.163	
			Green	ZB4BW0G33	0.074/0.163	
			Red	ZB4BW0G43	0.074/0.163	
			Orange	ZB4BW0G53	0.074/0.163	
			Blue	ZB4BW0G63	0.074/0.163	
1	1	White	ZB4BW0G15	0.074/0.163		
		Green	ZB4BW0G35	0.074/0.163		
		Red	ZB4BW0G45	0.074/0.163		
		Orange	ZB4BW0G55	0.074/0.163		
		Blue	ZB4BW0G65	0.074/0.163		

**Other versions** Complete bodies with Faston connector terminals (Ø 6.35 or 2 x 2.8mm/0.250 or 2 x 0.110 in.). Please consult our Customer Care Centre.

(1) Can be fitted with additional contact blocks: see page 38.

# Control and signaling units Ø 22

## Harmony XB4, metal

### Body/contact assemblies + light blocks with integral LED

To combine with:  
heads, see pages 17 to 33  
contacts, see page 38

PF1512655



ZB4BW0003

Complete body/contact assemblies and light blocks (continued) (1)						
Screw clamp terminal connections (Schneider Electric anti-loosening system)						
Light source	Supply voltage V	Type of contact		Color of light source	Reference	Weight kg/lb
		N/O	N/C			
<b>Direct supply (continued)</b>						
Integral LED <b>Protected LED</b>	~ 230...240 (50/60 Hz)	1	–	White	<b>ZB4BW0M11</b>	0.064/0.141
				Green	<b>ZB4BW0M31</b>	0.064/0.141
				Red	<b>ZB4BW0M41</b>	0.064/0.141
				Orange	<b>ZB4BW0M51</b>	0.064/0.141
				Blue	<b>ZB4BW0M61</b>	0.064/0.141
	–	1	–	White	<b>ZB4BW0M12</b>	0.064/0.141
				Green	<b>ZB4BW0M32</b>	0.064/0.141
				Red	<b>ZB4BW0M42</b>	0.064/0.141
				Orange	<b>ZB4BW0M52</b>	0.064/0.141
				Blue	<b>ZB4BW0M62</b>	0.064/0.141
	2	–	–	White	<b>ZB4BW0M13</b>	0.074/0.163
				Green	<b>ZB4BW0M33</b>	0.074/0.163
				Red	<b>ZB4BW0M43</b>	0.074/0.163
				Orange	<b>ZB4BW0M53</b>	0.074/0.163
				Blue	<b>ZB4BW0M63</b>	0.074/0.163
	1	1	1	White	<b>ZB4BW0M15</b>	0.074/0.163
				Green	<b>ZB4BW0M35</b>	0.074/0.163
				Red	<b>ZB4BW0M45</b>	0.074/0.163
				Orange	<b>ZB4BW0M55</b>	0.074/0.163
				Blue	<b>ZB4BW0M65</b>	0.074/0.163

**Other versions** Complete bodies with Faston connector terminals (Ø 6.35 or 2 x 2.8mm/0.250 or 2 x 0.110 in.). Please consult our Customer Care Centre.

(1) Can be fitted with additional contact blocks, see page 38.

# Control and signaling units Ø 22

## Harmony XB4, metal

### Body/light assemblies for pilot lights with integral LED

To combine with:  
heads, see page 34  
contacts, see page 38

101239



ZB4BV●●

Complete light bodies (fixing collar + light block with integral LED)				
Screw clamp terminal connections (Schneider Electric anti-loosening system)				
Light source	Supply voltage V	Color of light source	Reference	Weight kg/lb
Integral LED <b>protected LED</b>	≈ 12 (50/60 Hz)	White	<b>ZB4BVJ1</b>	0.054/0.119
		Green	<b>ZB4BVJ3</b>	0.054/0.119
		Red	<b>ZB4BVJ4</b>	0.054/0.119
		Orange	<b>ZB4BVJ5</b>	0.054/0.119
		Blue	<b>ZB4BVJ6</b>	0.054/0.119
		White	<b>ZB4BVB1</b>	0.054/0.119
	≈ 24 (1) (50/60 Hz)	Green	<b>ZB4BVB3</b>	0.054/0.119
		Red	<b>ZB4BVB4</b>	0.054/0.119
		Orange	<b>ZB4BVB5</b>	0.054/0.119
		Blue	<b>ZB4BVB6</b>	0.054/0.119
		White	<b>ZB4BVBG1</b>	0.054/0.119
	≈ 24...120 (50/60 Hz)	Green	<b>ZB4BVBG3</b>	0.054/0.119
		Red	<b>ZB4BVBG4</b>	0.054/0.119
		Orange	<b>ZB4BVBG5</b>	0.054/0.119
		Blue	<b>ZB4BVBG6</b>	0.054/0.119
		White	<b>ZB4BVG1</b>	0.054/0.119
	≈ 110...120 (1) (50/60 Hz)	Green	<b>ZB4BVG3</b>	0.054/0.119
		Red	<b>ZB4BVG4</b>	0.054/0.119
Orange		<b>ZB4BVG5</b>	0.054/0.119	
Blue		<b>ZB4BVG6</b>	0.054/0.119	
White		<b>ZB4BVM1</b>	0.054/0.119	
≈ 230...240 (1) (50/60 Hz)	Green	<b>ZB4BVM3</b>	0.054/0.119	
	Red	<b>ZB4BVM4</b>	0.054/0.119	
	Orange	<b>ZB4BVM5</b>	0.054/0.119	
	Blue	<b>ZB4BVM6</b>	0.054/0.119	

(1) Complete bodies with Faston connector terminals (Ø 6.35 or 2 x 2.8mm/0.250 or 2 x 0.110 in.), see page 42.

# Control and signaling units Ø 22

## Harmony XB4, metal

### Body/light assemblies for pilot lights with integral LED

To combine with:  
heads, see page 34  
contacts, see page 38

PF12556



ZB4BVB●156

#### Complete light bodies with 3-terminal "test" function

(fixing collar + light block with integral LED + pre-wired block for "test light" function)

Screw clamp terminal connections (Schneider Electric anti-loosening system)

Light source	Supply voltage V	Color of light source	Reference	Weight kg/lb
Integral LED <b>Protected LED</b>	≈ 24 (1) (50/60 Hz)	White	<b>ZB4BVB1156</b>	0.054/0.119
		Green	<b>ZB4BVB3156</b>	0.054/0.119
		Red	<b>ZB4BVB4156</b>	0.054/0.119
		Orange	<b>ZB4BVB5156</b>	0.054/0.119
		Blue	<b>ZB4BVB6156</b>	0.054/0.119

#### Complete bodies with flashing pilot light (fixing collar + light block with integral LED)

Screw clamp terminal connections (Schneider Electric anti-loosening system)

Light source	Supply voltage V	Color of light source	Reference	Weight kg/lb
Integral LED <b>Protected LED</b>	≈ 24 (50/60 Hz)	White	<b>ZB4BV18B1</b>	0.054/0.119
		Green	<b>ZB4BV18B3</b>	0.054/0.119
		Red	<b>ZB4BV18B4</b>	0.054/0.119
		Orange	<b>ZB4BV18B5</b>	0.054/0.119
		Blue	<b>ZB4BV18B6</b>	0.054/0.119
	≈ 110...120 (50/60 Hz)	White	<b>ZB4BV18G1</b>	0.054/0.119
		Green	<b>ZB4BV18G3</b>	0.054/0.119
		Red	<b>ZB4BV18G4</b>	0.054/0.119
		Orange	<b>ZB4BV18G5</b>	0.054/0.119
		Blue	<b>ZB4BV18G6</b>	0.054/0.119
	≈ 230...240 (50/60 Hz)	White	<b>ZB4BV18M1</b>	0.054/0.119
		Green	<b>ZB4BV18M3</b>	0.054/0.119
		Red	<b>ZB4BV18M4</b>	0.054/0.119
		Orange	<b>ZB4BV18M5</b>	0.054/0.119
		Blue	<b>ZB4BV18M6</b>	0.054/0.119

(1) For a ~ 120 or 230 V supply, use complete body **ZB4BVG●** or **ZB4BVM●** with block for "test light" function type **ZBZM156**, see page 46 and 39.



# Control and signaling units Ø 22

Harmony XB4, metal

Body/contact assemblies + light blocks with

BA 9s base fitting

To combine with:  
heads, see page 19  
contacts, see page 38

Complete body/contact assemblies and light blocks <sup>(1)</sup>						
For bulb with BA 9s base fitting (incandescent, neon or LED)						
Screw clamp terminal connections (Schneider Electric anti-loosening system)						
Light source	Supply voltage V	Type of contact		Color of light source	Reference	Weight kg/lb
						
		N/O	N/C			

**Direct supply**

BA9s base fitting bulb, 2.4 W max, not included <sup>(2)</sup>	≤ 250	1	–	–	ZB4BW061	0.063/0.139
		–	1	–	ZB4BW062	0.063/0.139
		2	–	–	ZB4BW063	0.073/0.161
		1	1	–	ZB4BW065	0.073/0.161

**Supply via integral transformer (1.2 VA, 6 V secondary)**

BA9s base fitting incandescent bulb, included	~ 110...120 50/60 Hz	1	–	–	ZB4BW031	0.141/0.311
		1	1	–	ZB4BW035	0.151/0.333

	~ 230 50 Hz	1	–	–	ZB4BW041	0.141/0.311
		1	1	–	ZB4BW045	0.151/0.333
	~ 220...240 60 Hz	1	–	–	ZB4BW051	0.141/0.311
		1	1	–	ZB4BW055	0.151/0.333


BA9s base fitting LED, included	~ 110...120 50/60 Hz	1	1	White	ZB4BW03D15	0.151/0.333
				Green	ZB4BW03D35	0.151/0.333
				Red	ZB4BW03D45	0.151/0.333
				Orange	ZB4BW03D55	0.151/0.333
				Blue	ZB4BW03D65	0.151/0.333

	~ 230 50 Hz	1	1	White	ZB4BW04D15	0.151/0.333
				Green	ZB4BW04D35	0.151/0.333
				Red	ZB4BW04D45	0.151/0.333
				Orange	ZB4BW04D55	0.151/0.333
				Blue	ZB4BW04D65	0.151/0.333

	~ 400 50/60 Hz	1	1	White	ZB4BW05D15	0.152/0.335
				Green	ZB4BW05D35	0.152/0.335
				Red	ZB4BW05D45	0.152/0.335
				Orange	ZB4BW05D55	0.152/0.335
				Blue	ZB4BW05D65	0.152/0.335

**Other versions** Complete bodies with integral transformer incorporating Faston connector terminals (Ø 6.35 or 2 x 2.8 mm/0.250 or 2 x 0.110 in.). Please consult our Customer Care Centre.

(1) Can be fitted with additional contact blocks, see page 38.  
(2) Bulb to be ordered separately, see page 60.



ZB4BW06



ZB4BW05



To combine with:  
heads, see page 35  
contacts, see page 38

#### Light blocks

Screw clamp terminal connections (Schneider Electric anti-loosening system)				
Description	Supply voltage V	Sold in lots of	Unit reference	Weight kg/lb
Direct supply for BA 9s base fitting bulb, 2.4 W max., not included (1)	≤ 250	5	ZBV6	0.016/0.035


#### Complete light bodies (fixing collar + light block)

For bulb with BA 9s base fitting (incandescent, neon or LED)  
Screw clamp terminal connections (Schneider Electric anti-loosening system)

Light source	Supply voltage V	Color of light source	Reference	Weight kg/lb
<b>Direct supply</b>				
BA 9s base fitting bulb, 2.4 W max, not included (1)	≤ 250	–	ZB4BV6	0.052/0.335
<b>Supply via integral transformer (1.2 VA, 6 V secondary)</b>				
BA 9s base fitting incandescent bulb, included	~ 110...120 -50/60 Hz	–	ZB4BV3	0.130/0.287
	~ 230 - 50 Hz	–	ZB4BV4	0.130/0.287
	~ 220...240 - 60 Hz	–	ZB4BV5	0.131/0.289
	~ 400 - 50 Hz	–	ZB4BV5	0.131/0.289
	~ 440...480 - 60 Hz	–	ZB4BV8	0.128/0.282
	~ 550...600 - 60 Hz	–	ZB4BV9	0.131/0.289



ZB4BV6




ZB4BV●

BA 9s base fitting LED, included	~ 110...120 - 50/60 Hz	White	ZB4BV3D1	0.134/0.295
		Green	ZB4BV3D3	0.134/0.295
		Red	ZB4BV3D4	0.134/0.295
		Orange	ZB4BV3D5	0.134/0.295
		Blue	ZB4BV3D6	0.134/0.295
		~ 230 - 50 Hz ~ 220...240 - 60 Hz	White	ZB4BV4D1
	Green		ZB4BV4D3	0.134/0.295
	Red		ZB4BV4D4	0.134/0.295
	Orange		ZB4BV4D5	0.134/0.295
	Blue		ZB4BV4D6	0.134/0.295
	~ 400 - 50/60 Hz		White	ZB4BV5D1
		Green	ZB4BV5D3	0.134/0.295
Red		ZB4BV5D4	0.134/0.295	
Orange		ZB4BV5D5	0.134/0.295	
Blue		ZB4BV5D6	0.134/0.295	

#### Complete light bodies with 3-terminal "test" function (fixing collar + light block)

For bulb with BA 9s base fitting (incandescent, neon or LED)  
Screw clamp terminal connections (Schneider Electric anti-loosening system)

Direct supply				
BA 9s base fitting bulb, 2.4 W max, not included (1)	≤ 250	–	ZB4BV156	0.062/0.137
Other versions	Complete bodies with Faston connector terminals (Ø 6.35 or 2 x 2.8 mm/0.250 or 2 x 0.110 in.), see page 42.			



ZB4BV156

(1) Bulb to be ordered separately, see page 60.



ZBA4



ZBL2



ZBA333

#### Pushbutton caps - unmarked

For use with	Type of push	Color	Sold in lots of	Unit reference	Weight kg/lb
ZBABA0 pushbutton heads supplied without cap	Flush	White	10	ZBA1	0.001/0.002
		Black	10	ZBA2	0.001/0.002
		Green	10	ZBA3	0.001/0.002
		Red	10	ZBA4	0.001/0.002
		Yellow	10	ZBA5	0.001/0.002
		Blue	10	ZBA6	0.001/0.002
	6 colors (1)	1	ZBA9	0.006/0.013	
	Projecting	White	10	ZBL1	0.001/0.002
		Black	10	ZBL2	0.001/0.002
		Green	10	ZBL3	0.001/0.002
		Red	10	ZBL4	0.001/0.002
		Yellow	10	ZBL5	0.001/0.002
		Blue	10	ZBL6	0.001/0.002
6 colors (1)		1	ZBL9	0.006/0.013	

#### Pushbutton caps - marked

For use with	Type of push	Marking		Color of cap	Unit reference	Weight kg/lb
		Text	Color			
ZBABA0 pushbutton heads supplied without cap (sold in lots of 10)	Flush	I (2)	White	Green	ZBA331	0.001/0.002
			Black	White	ZBA131	0.001/0.002
		II	White	Green	ZBA336	0.001/0.002
			Black	White	ZBA136	0.001/0.002
		III	White	Green	ZBA337	0.001/0.002
			Black	White	ZBA137	0.001/0.002
		IV	White	Green	ZBA338	0.001/0.002
			START (2)	White	Green	ZBA333
		ON	Black	White	ZBA133	0.001/0.002
			White	Green	ZBA341	0.001/0.002
		MARCHE	Black	White	ZBA141	0.001/0.002
			White	Green	ZBA342	0.001/0.002
		UP (2)	Black	White	ZBA142	0.001/0.002
			White	Black	ZBA343	0.001/0.002
		DOWN (2)	White	Black	ZBA344	0.001/0.002
			⊕ (2)	White	Black	ZBA245
		↑ (3)		Black	White	ZBA145
			O (2)	White	Black	ZBA335
		ARRET		Black	White	ZBA334
			STOP (2)	White	Red	ZBA432
		OFF		Black	White	ZBA232
			⚡	White	Red	ZBA433
		R (2)		Black	White	ZBA233
			+	White	Red	ZBA434
		-		Black	White	ZBA234
			⚡	White	Red	ZBA435
		⚡		Black	White	ZBA235
			+	White	Green	ZBA346
		-		Black	White	ZBA639
			-	White	Black	ZBA2934
-	White	Black		ZBA2935	0.001/0.002	

(1) Set of 6 different colored caps: White, Black, Green, Red, Yellow, or Blue.

(2) Double injection moulded marking.

(3) Can be clipped-in at 90° steps, through 360°.

# Control and signaling units Ø 22

## Harmony XB4 metal

### Accessories for heads: boots, lens caps

107360



ZBP0

#### Transparent boots for pushbuttons (1)

Description	For use with XB4 metal pushbuttons	Sold in lots of	Unit reference	Weight kg/lb
Single boots (2)	Flush with circular head	10	ZBPA	0.002/0.004
	Projecting with circular head and push-push version	10	ZBP0	0.002/0.004
	Flush or projecting with circular head for food industry applications	10	ZBP0A	0.002/0.004

#### Colored boots

Description	Color	For use with	Sold in lots of	Unit reference	Weight kg/lb
Colored boots (can be replaced without dismantling the head)	White	ZB4BP1S	10	ZBP011	0.003/0.007
	Black	ZB4BP2S	10	ZBP012	0.003/0.007
	Green	ZB4BP3S	10	ZBP013	0.003/0.007
	Red	ZB4BP4S	10	ZBP014	0.003/0.007
	Yellow	ZB4BP5S	10	ZBP015	0.003/0.007
	Blue	ZB4BP6S	10	ZBP016	0.003/0.007
Clear membrane	Transparent	ZB4BP83	10	ZBP017	0.003/0.007

#### Lens caps

For use with	Color	Sold in lots of	Unit reference	Weight kg/lb
--------------	-------	-----------------	----------------	--------------

#### Lens caps for light sources with integral LED

Pilot lights	White	10	ZBV0113	0.002/0.004
	Green	10	ZBV0133	0.002/0.004
	Red	10	ZBV0143	0.002/0.004
	Orange	10	ZBV0153	0.002/0.004
	Blue	10	ZBV0163	0.002/0.004
	5 different colored grooved lenses (3)	10	ZBV0103S	0.010/0.022

Illuminated pushbuttons, with flush push	White	10	ZBW9113	0.002/0.004
	Green	10	ZBW9133	0.002/0.004
	Red	10	ZBW9143	0.002/0.004
	Orange	10	ZBW9153	0.002/0.004
	Blue	10	ZBW9163	0.002/0.004

Illuminated pushbuttons, with projecting push	White	10	ZBW9313	0.002/0.004
	Green	10	ZBW9333	0.002/0.004
	Red	10	ZBW9343	0.002/0.004
	Orange	10	ZBW9353	0.002/0.004
	Blue	10	ZBW9363	0.002/0.004

#### Lens caps for light sources with BA 9s base fitting

Pilot lights	White	10	ZBV011	0.002/0.004
	Green	10	ZBV013	0.002/0.004
	Red	10	ZBV014	0.002/0.004
	Orange	10	ZBV015	0.002/0.004
	Blue	10	ZBV016	0.002/0.004
	Clear	10	ZBV017	0.002/0.004

Illuminated pushbuttons, with flush push	White	10	ZBW911	0.002/0.004
	Green	10	ZBW913	0.002/0.004
	Red	10	ZBW914	0.002/0.004
	Orange	10	ZBW915	0.002/0.004
	Blue	10	ZBW916	0.002/0.004
	Clear	10	ZBW917	0.002/0.004

Illuminated pushbuttons, with projecting push	White	10	ZBW931	0.002/0.004
	Green	10	ZBW933	0.002/0.004
	Red	10	ZBW934	0.002/0.004
	Orange	10	ZBW935	0.002/0.004
	Blue	10	ZBW936	0.002/0.004
	Clear	10	ZBW937	0.002/0.004

(1) Boots for multiple-headed pushbuttons: see page 21.

(2) Permissible panel thickness 1 to 5 mm/0.039 to 0.197 in., cannot be used with legend holders.

(3) Clear, Green, Red, Orange, or Blue.

PG113818



ZBV0153

PG113819



ZBV016

# Control and signaling units Ø 22

## Harmony XB4 metal

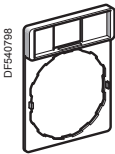
8 x 27 mm legends with 30 x 40 mm legend holders



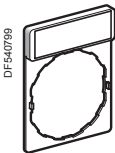
ZBZ34



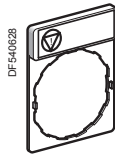
ZBY•H101



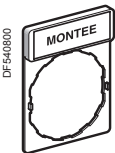
ZBZ32



ZBY•101



ZBY4140



ZBY2107

**Ø 30 x 40 mm/1.181 x 1.575 in. legend holders (flush mounting with bezel) for Ø 8 x 27 mm/0.315 x 1.063 in. legends (1)**

Description	Legend		Sold in lots of	Unit reference	Weight kg/lb
	Color	Marking			
Without legend	–	–	10	ZBZ34	0.003/0.007
With blank legend	Black or Red background	–	10	ZBY2H101	0.004/0.009
	White or Yellow background	–	10	ZBY4H101	0.004/0.009

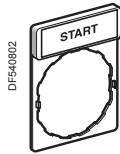
**Standard (Ø 30 x 40 mm/1.181 x 1.575 in. ) legend holders for Ø 8 x 27 mm/0.315 x 1.063 in. legends (1)**

Description	Legend		Sold in lots of	Unit reference	Weight kg/lb
	Color	Marking			
Without legend	–	–	10	ZBZ32	0.001/0.002
With blank legend (for engraving)	Black or Red background	–	10	ZBY2101	0.002/0.004
	White or Yellow background	–	10	ZBY4101	0.002/0.004
With 8 x 27 mm /0.315 x 1.063 in. legend (with International marking)	Black or Red background (2)	O (Black background)	10	ZBY2146	0.002/0.004
		O (Red background)	10	ZBY2931	0.002/0.004
	Yellow background	I	10	ZBY2147	0.002/0.004
		II	10	ZBY2148	0.002/0.004
		O-I	10	ZBY2178	0.002/0.004
		I-II	10	ZBY2179	0.002/0.004
		I-O-II	10	ZBY2186	0.002/0.004
		AUTO	10	ZBY2115	0.002/0.004
		STOP	10	ZBY2304	0.002/0.004
		ARRET (Red background)	10	ZBY2104	0.002/0.004
		ARRET (Black background)	10	ZBY0104	0.002/0.004
		ARRET GENERAL	10	ZBY2129	0.002/0.004
		ARRET REARMEMENT	10	ZBY2133	0.002/0.004
		ARRET-MARCHE	10	ZBY2166	0.002/0.004
		ARRIERE	10	ZBY2106	0.002/0.004
		AUTO CYCLE-CYCLE	10	ZBY2198	0.002/0.004
AUTO CYCLE-MAIN	10	ZBY2199	0.002/0.004		
AUTO-MAIN	10	ZBY2164	0.002/0.004		
AUTO-O-MAIN	10	ZBY2185	0.002/0.004		
AVANT	10	ZBY2105	0.002/0.004		
AVANT-O-ARRIERE	10	ZBY2184	0.002/0.004		
C-P-C-NORMAL	10	ZBY2165	0.002/0.004		
CYCLE-MAIN	10	ZBY2197	0.002/0.004		
DECLENCHEMENT	10	ZBY2132	0.002/0.004		
DEFAUT (Black background)	10	ZBY2134	0.002/0.004		
DEFAUT (Red background)	10	ZBY2135	0.002/0.004		
DEPART CYCLE	10	ZBY2195	0.002/0.004		
DESCENTE	10	ZBY2108	0.002/0.004		
DROITE	10	ZBY2109	0.002/0.004		
ENCLENCHEMENT	10	ZBY2131	0.002/0.004		
EN SERVICE	10	ZBY2111	0.002/0.004		
FERMETURE	10	ZBY2114	0.002/0.004		
GAUCHE	10	ZBY2110	0.002/0.004		
HORS SERVICE	10	ZBY2112	0.002/0.004		
HORS-EN	10	ZBY2167	0.002/0.004		
LENT	10	ZBY2127	0.002/0.004		
MAIN	10	ZBY2116	0.002/0.004		
MARCHE	10	ZBY2103	0.002/0.004		
MONTEE	10	ZBY2107	0.002/0.004		
OUVERTURE	10	ZBY2113	0.002/0.004		
PHASE / PHASE	10	ZBY2196	0.002/0.004		
REARMEMENT (Red background)	10	ZBY2123	0.002/0.004		
REARMEMENT (Black background)	10	ZBY0123	0.002/0.004		
SOUS TENSION	10	ZBY2126	0.002/0.004		
VITE	10	ZBY2128	0.002/0.004		
Red background	ARRET D'URGENCE	10	ZBY2130 (3)	0.002/0.004	

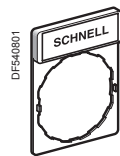
(1) For legends, see pages 54 to 56.

(2) "Start" functions: White letters on Black background. "Stop" functions: White letters on Red background (unless otherwise specified above).

(3) For complying with EN/ISO 13850 standard, paragraph 4.4.6., Emergency stop function logo  has been added.



ZBY2303



ZBY2228

**Standard (Ø 30 x 40 mm/1.181 x 1.575 in.) legend holders with Ø 8 x 27 mm  
10.315 x 1.063 in. legends (continued)**

Description	Legend		Sold in lots of	Unit Reference	Weight kg/lb		
	Color	Marking					
<b>With legend</b> (with English language marking)	Black or Red background (1)	AUTO-HAND	10	ZBY2364	0.002/0.004		
		AUTO-O-HAND	10	ZBY2385	0.002/0.004		
		CLOSE	10	ZBY2314	0.002/0.004		
		DOWN	10	ZBY2308	0.002/0.004		
		FAST	10	ZBY2328	0.002/0.004		
		FORWARD	10	ZBY2305	0.002/0.004		
		HAND	10	ZBY2316	0.002/0.004		
		HAND-OFF-AUTO	10	ZBY2387	0.002/0.004		
		INCH	10	ZBY2321	0.002/0.004		
		LEFT	10	ZBY2310	0.002/0.004		
		OFF	10	ZBY2312	0.002/0.004		
		OFF-ON	10	ZBY2367	0.002/0.004		
		ON	10	ZBY2311	0.002/0.004		
		OPEN	10	ZBY2313	0.002/0.004		
		POWER ON	10	ZBY2326	0.002/0.004		
		RESET (Red background)	10	ZBY2323	0.002/0.004		
		RESET (Black background)	10	ZBY2322	0.002/0.004		
		REVERSE	10	ZBY2306	0.002/0.004		
		RIGHT	10	ZBY2309	0.002/0.004		
		RUN	10	ZBY2334	0.002/0.004		
		SLOW	10	ZBY2327	0.002/0.004		
		START	10	ZBY2303	0.002/0.004		
		STOP-START	10	ZBY2366	0.002/0.004		
		UP	10	ZBY2307	0.002/0.004		
			Red background	EMERGENCY STOP	10	ZBY2330 (2)	0.002/0.004
		<b>With legend</b> (with German language marking)	Black or red background (1)	AB	10	ZBY2208	0.002/0.004
				AUF	10	ZBY2207	0.002/0.004
AUS	10			ZBY2204	0.002/0.004		
AUS-EIN	10			ZBY2266	0.002/0.004		
AUS-IN BETRIEB	10			ZBY2267	0.002/0.004		
AUS-RÜCKSTELLUNG	10			ZBY2233	0.002/0.004		
AUSSCHALTEN	10			ZBY2232	0.002/0.004		
AUTO-HAND	10			ZBY2364	0.002/0.004		
AUTO-O-HAND	10			ZBY2385	0.002/0.004		
AUTOZYKL-HAND	10			ZBY2299	0.002/0.004		
AUTOZYKL- 1 ZYKL	10			ZBY2298	0.002/0.004		
C-P-C-NORMAL	10			ZBY2265	0.002/0.004		
EIN	10			ZBY2203	0.002/0.004		
EINSCHALTEN	10			ZBY2231	0.002/0.004		
HAND	10			ZBY2316	0.002/0.004		
LANGSAM	10			ZBY2227	0.002/0.004		
LINKS	10			ZBY2210	0.002/0.004		
NOT-AUS (Red background)	10			ZBY2230	0.002/0.004		
ÖFFNEN	10			ZBY2213	0.002/0.004		
RECHTS	10			ZBY2209	0.002/0.004		
RÜCKSTELLUNG	10			ZBY2223	0.002/0.004		
SCHLIESSEN	10			ZBY2214	0.002/0.004		
SCHNELL	10			ZBY2228	0.002/0.004		
SPANNUNG EIN	10			ZBY2226	0.002/0.004		
STEUERUNG AUS	10			ZBY2212	0.002/0.004		
STEUERUNG EIN	10			ZBY2211	0.002/0.004		
STÖRUNG (Black background)	10			ZBY2234	0.002/0.004		
STÖRUNG (Red background)	10			ZBY2235	0.002/0.004		
VOR	10			ZBY2205	0.002/0.004		
VOR-O-ZURÜCK	10			ZBY2284	0.002/0.004		
ZURÜCK	10			ZBY2206	0.002/0.004		
ZYKLUS-HAND	10			ZBY2297	0.002/0.004		
ZYKLUSSTART	10			ZBY2295	0.002/0.004		
	Red background	NOT-HALT	10	ZBY2229 (2)	0.002/0.004		
	Yellow background	NOT-HALT	10	ZBY22420001 (2)	0.002/0.004		

(1) "Start" functions: White letters on Black background. "Stop" functions: White letters on Red background (unless otherwise specified above).


(2) For complying with EN/ISO 13850 standard, paragraph 4.4.6., Emergency stop function logo  has been added.

# Control and signaling units Ø 22

## Harmony XB4 metal

### Legends 8 x 27 mm

#### Ø 8 x 27 mm/0.315 x 1.063 in. marked legends (for Ø 30 x 40 mm/1.181 x 1.575 in. legend holders ZBZ32 and ZBZ34)

Language	Color of background	Marking	Sold in lots of	Unit Reference	Weight kg/lb		
Without	Black or Red	–	10	ZBY0101	0.001/0.002		
	White or Yellow	–	10	ZBY0102	0.001/0.002		
International	Black or Red (1)	O (Black background)	10	ZBY02146	0.001/0.002		
		O (Red background)	10	ZBY02931	0.001/0.002		
		I	10	ZBY02147	0.001/0.002		
		II	10	ZBY02148	0.001/0.002		
		O-I	10	ZBY02178	0.001/0.002		
		I-II	10	ZBY02179	0.001/0.002		
		I-O-II	10	ZBY02186	0.001/0.002		
		AUTO	10	ZBY02115	0.001/0.002		
		STOP	10	ZBY02304	0.001/0.002		
		Yellow		10	ZBY0140 (2)	0.001/0.002	
		French	Black or Red (1)	ARRET (Red background)	10	ZBY02104	0.001/0.002
ARRET (Black background)	10			ZBY00104	0.001/0.002		
ARRET GENERAL	10			ZBY02129	0.001/0.002		
ARRET REARMEMENT	10			ZBY02133	0.001/0.002		
ARRET-MARCHE	10			ZBY02166	0.001/0.002		
ARRIERE	10			ZBY02106	0.001/0.002		
AUTO CYCLE-CYCLE	10			ZBY02198	0.001/0.002		
AUTO CYCLE-MAIN	10			ZBY02199	0.001/0.002		
AUTO-MAIN	10			ZBY02164	0.001/0.002		
AUTO-O-MAIN	10			ZBY02185	0.001/0.002		
AVANT	10			ZBY02105	0.001/0.002		
AVANT-O-ARRIERE	10			ZBY02184	0.001/0.002		
C-P-C-NORMAL	10			ZBY02165	0.001/0.002		
CYCLE-MAIN	10			ZBY02197	0.001/0.002		
DECLENCHEMENT	10			ZBY02132	0.001/0.002		
DEFAULT (Black background)	10			ZBY02134	0.001/0.002		
DEFAULT (Red background)	10			ZBY02135	0.001/0.002		
DEPART CYCLE	10			ZBY02195	0.001/0.002		
DESCENTE	10			ZBY02108	0.001/0.002		
DROITE	10			ZBY02109	0.001/0.002		
ENCLENCHEMENT	10			ZBY02131	0.001/0.002		
EN SERVICE	10			ZBY02111	0.001/0.002		
FERMETURE	10			ZBY02114	0.001/0.002		
GAUCHE	10			ZBY02110	0.001/0.002		
HORS SERVICE	10			ZBY02112	0.001/0.002		
HORS-EN	10			ZBY02167	0.001/0.002		
LENT	10			ZBY02127	0.001/0.002		
MAIN	10			ZBY02116	0.001/0.002		
MARCHE	10			ZBY02103	0.001/0.002		
MONTEE	10			ZBY02107	0.001/0.002		
OUVERTURE	10			ZBY02113	0.001/0.002		
PHASE / PHASE	10			ZBY02196	0.001/0.002		
REARMEMENT (Red background)	10			ZBY02123	0.001/0.002		
REARMEMENT (Black background)	10			ZBY00123	0.001/0.002		
SOUS TENSION	10			ZBY02126	0.001/0.002		
VITE	10			ZBY02128	0.001/0.002		
Red	ARRET D'URGENCE				10	ZBY02130 (2)	0.001/0.002

(1) "Start" functions: White letters on Black background. "Stop" functions: White letters on Red background (unless otherwise specified above)

(2) For complying with EN/ISO 13850 standard, paragraph 4.4.6., Emergency stop function logo  has been added.

DG121191



ZBY02178

DF540629



ZBY0140

DG121117



ZBY02104

# Control and signaling units Ø 22

## Harmony XB4 metal

### Legends 8 x 27 mm

#### Ø 8 x 27 mm/0.315 x 1.063 in. marked legends (for Ø 30 x 40 mm/1.181 x 1.575 in. legend holders ZBZ32 and ZBZ34) (continued)

Language	Color of background	Marking	Sold in lots of	Unit Reference	Weight kg/lb		
English	Black or Red (1)	AUTO-HAND	10	ZBY02364	0.001/0.002		
		AUTO-O-HAND	10	ZBY02385	0.001/0.002		
		CLOSE	10	ZBY02314	0.001/0.002		
		DOWN	10	ZBY02308	0.001/0.002		
		FAST	10	ZBY02328	0.001/0.002		
		FORWARD	10	ZBY02305	0.001/0.002		
		HAND	10	ZBY02316	0.001/0.002		
		HAND-OFF-AUTO	10	ZBY02387	0.001/0.002		
		INCH	10	ZBY02321	0.001/0.002		
		LEFT	10	ZBY02310	0.001/0.002		
		OFF	10	ZBY02312	0.001/0.002		
		OFF-ON	10	ZBY02367	0.001/0.002		
		ON	10	ZBY02311	0.001/0.002		
		OPEN	10	ZBY02313	0.001/0.002		
		POWER ON	10	ZBY02326	0.001/0.002		
		RESET (Red background)	10	ZBY02323	0.001/0.002		
		RESET (Black background)	10	ZBY02322	0.001/0.002		
		REVERSE	10	ZBY02306	0.001/0.002		
		RIGHT	10	ZBY02309	0.001/0.002		
		RUN	10	ZBY02334	0.001/0.002		
		SLOW	10	ZBY02327	0.001/0.002		
		START	10	ZBY02303	0.001/0.002		
		STOP-START	10	ZBY02366	0.001/0.002		
		UP	10	ZBY02307	0.001/0.002		
			Red	EMERGENCY STOP	10	ZBY02330 (2)	0.001/0.002
		German	Black or Red (1)	AB	10	ZBY02208	0.001/0.002
				AUF	10	ZBY02207	0.001/0.002
AUS	10			ZBY02204	0.001/0.002		
AUS-EIN	10			ZBY02266	0.001/0.002		
AUS-IN BETRIEB	10			ZBY02267	0.001/0.002		
AUS-RÜCKSTELLUNG	10			ZBY02233	0.001/0.002		
AUSSCHALTEN	10			ZBY02232	0.001/0.002		
AUTO-HAND	10			ZBY02364	0.001/0.002		
AUTO-O-HAND	10			ZBY02385	0.001/0.002		
AUTOZYKL-HAND	10			ZBY02299	0.001/0.002		
AUTOZYKL- 1 ZYKL	10			ZBY02298	0.001/0.002		
C-P-C-NORMAL	10			ZBY02265	0.001/0.002		
EIN	10			ZBY02203	0.001/0.002		
EINSCHALTEN	10			ZBY02231	0.001/0.002		
HAND	10			ZBY02316	0.001/0.002		
LANGSAM	10			ZBY02227	0.001/0.002		
LINKS	10			ZBY02210	0.001/0.002		
NOT-AUS (Red background)	10			ZBY02230	0.001/0.002		
ÖFFNEN	10			ZBY02213	0.001/0.002		
RECHTS	10			ZBY02209	0.001/0.002		
RÜCKSTELLUNG	10			ZBY02223	0.001/0.002		
SCHLIESSEN	10			ZBY02214	0.001/0.002		
SCHNELL	10			ZBY02228	0.001/0.002		
SPANNUNG EIN	10			ZBY02226	0.001/0.002		
STEUERUNG AUS	10			ZBY02212	0.001/0.002		
STEUERUNG EIN	10			ZBY02211	0.001/0.002		
STÖRUNG (Black background)	10			ZBY02234	0.001/0.002		
STÖRUNG (Red background)	10			ZBY02235	0.001/0.002		
VOR	10			ZBY02205	0.001/0.002		
VOR-O-ZURÜCK	10			ZBY02284	0.001/0.002		
ZURÜCK	10			ZBY02206	0.001/0.002		
ZYKLUS-HAND	10			ZBY02297	0.001/0.002		
ZYKLUSSTART	10			ZBY02295	0.001/0.002		
	Red			NOT-HALT	10	ZBY02229 (2)	0.001/0.002
	Yellow			NOT-HALT	10	ZBY022420001 (2)	0.001/0.002

DG121279

START


ZBY02303

DG121284

SCHNELL

ZBY02228

814309



ZBY4100

#### Sheets of peel-off legends (with backing board and protective transparent cover)

Description	For use with	Sold in lots of	Unit reference	Weight kg/lb
Sheet of 76 legends Ø 8 x 27 mm/0.315 x 1.063 in.	Ø 30 x 40 mm/1.181 x 1.575 in. legend holder ZBZ32 and ZBZ34	10	ZBY4100	0.043/0.095

(1) "Start" functions: White letters on Black background. "Stop" functions: White letters on Red background (unless otherwise specified above).

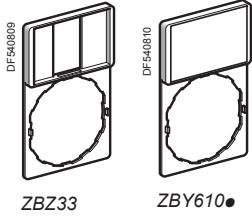
(2) For complying with EN/ISO 13850 standard, paragraph 4.4.6., Emergency stop function logo  has been added.

# Control and signaling units Ø 22

Harmony XB4 metal

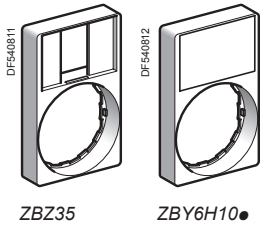
Legend holders for 18 x 27 mm legends

18 x 27 mm legends for engraving or printing



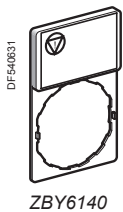
### Standard (Ø 30 x 50 mm/1.181 x 1.968 in.) legend holders for Ø 18 x 27 mm /0.709 x 1.063 in. legends

Description	Color of background	Sold in lots of	Unit reference	Weight kg/lb
Without legend	–	10	ZBZ33	0.001/0.002
With blank legend	Black or Red	10	ZBY6101	0.002/0.004
	White or Yellow	10	ZBY6102	0.002/0.004
	Yellow	10	ZBY6140 (1)	0.002/0.004



### Ø 30 x 50 mm/1.181 x 1.968 in. legend holder (flush mounting with bezel) for Ø 18 x 27 mm/0.709 x 1.063 in. legends

Description	Color of background	Sold in lots of	Unit reference	Weight kg/lb
Without legend	–	10	ZBZ35	0.003/0.007
With blank legend	Black or Red	10	ZBY6H101	0.004/0.009
	White or Yellow	10	ZBY6H102	0.004/0.009



### Ø 18 x 27 mm/0.709 x 1.063 in. legends for engraving (for Ø 30 x 50 mm /1.181 x 1.968 in. legend-holders)

Description	Language	Marking	Sold in lots of	Unit reference	Weight kg/lb
Black or Red background	–	Without	10	ZBY5101	0.001/0.002
White or Yellow background	–	Without	10	ZBY5102	0.001/0.002
Yellow background	International		10	ZBY6140 (1)	0.001/0.002
	French	ARRET D'URGENCE	10	ZBY55130 (1)	0.001/0.002
	English	EMERGENCY STOP	10	ZBY55330 (1)	0.001/0.002

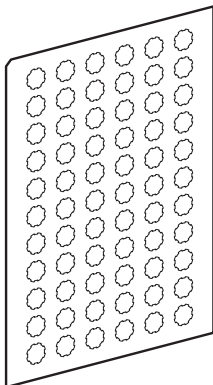
### Sheets of peel-off legends (with backing board and protective transparent cover)

Description	For use with	Sold in lots of	Unit reference	Weight kg/lb
Sheet of 40 Ø 18 x 27 mm /0.709 x 1.063 in. legends	Ø 30 x 50 mm/1.181 x 1.968 in. legend holder ZBZ33 and ZBZ35	10	ZBY5100	0.044/0.097

(1) For complying with EN/ISO 13850 standard, paragraph 4.4.6., Emergency stop function logo has been added.



DF540813




ZBY1101

DF540548



ZBY2U

DF539642



ZBY9160

## Legends for XB4B pushbuttons, illuminated pushbuttons and pilot lights

Description	Language	Marking	Sold in lots of	Unit reference	Weight kg/lb
<b>Sheets of 66 circular peel-off, transparent, self-adhesive legends</b>	–	Without	10	ZBY1101	0.017/0.037
<b>Strips of 66 circular peel-off, transparent, self-adhesive legends</b>	International	O	10	ZBY1146	0.017/0.037
		I	10	ZBY1147	0.017/0.037
		II	10	ZBY1148	0.017/0.037
		III	10	ZBY1149	0.017/0.037
		STOP	10	ZBY1304	0.017/0.037
		↑	10	ZBY1912	0.017/0.037
	French	ARRET	10	ZBY1104	0.017/0.037
		ARRIERE	10	ZBY1106	0.017/0.037
		AUTO	10	ZBY1115	0.017/0.037
		AVANT	10	ZBY1105	0.017/0.037
		DESCENTE	10	ZBY1108	0.017/0.037
		MAIN	10	ZBY1116	0.017/0.037
		MARCHE	10	ZBY1103	0.017/0.037
	English	MONTEE	10	ZBY1107	0.017/0.037
		HAND	10	ZBY1316	0.017/0.037
		OFF	10	ZBY1312	0.017/0.037
		ON	10	ZBY1311	0.017/0.037
	German	START	10	ZBY1303	0.017/0.037
AB		10	ZBY1208	0.017/0.037	
AUF		10	ZBY1207	0.017/0.037	
AUS		10	ZBY1204	0.017/0.037	
EIN		10	ZBY1203	0.017/0.037	
ZU		10	ZBY1214	0.017/0.037	

## "SIS Label" labelling software

Application	For use with	Reference	Weight kg/lb
<b>Legend design</b> for English, French, German, Spanish, Italian	ZBY001, ZBY0101, ZBY0102, ZBY1101 ZBY4100, ZBY5100, ZBY5101 and ZBY5102	ZBY2U	0.100/0.220

## Circular yellow legends for mushroom head pushbuttons

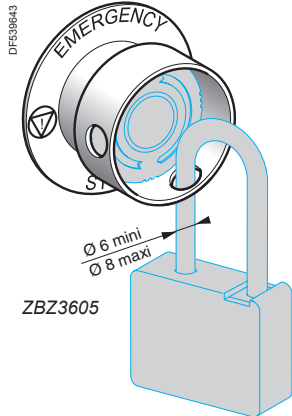
Used for "Emergency stop" function (1)

Diameter mm/in.	Conforming to standards	Marking on Yellow background	Sold in lots of	Unit Reference	Weight kg/lb
90/3.543	EN/IEC 60204-1 and EN/ISO 13850	–	10	ZBY8140	0.008/0.018
		ARRET D'URGENCE	10	ZBY8130	0.008/0.018
		EMERGENCY STOP	10	ZBY8330	0.008/0.018
		NOT-HALT	10	ZBY8230	0.008/0.018
		PARADA DE EMERGENCIA	10	ZBY8430	0.008/0.018
		ARRESTO DE EMERGENZA	10	ZBY8630	0.008/0.018

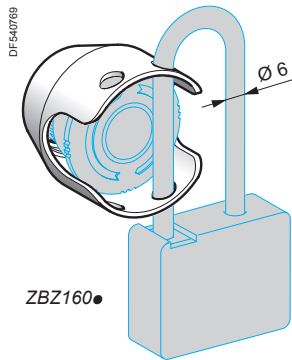
Used for "Emergency switching off" function

60/2.362	EN/IEC 60204-1	–	10	ZBY9101	0.004/0.009
		COUPURE D'URGENCE	10	ZBY9160	0.004/0.009
		EMERGENCY SWITCHING OFF	10	ZBY9360	0.004/0.009
		NOT-AUS	10	ZBY9260	0.004/0.009
		DESCONEXION DE EMERGENCIA	10	ZBY9460	0.004/0.009
		INTERRUZIONE DI EMERGENZA	10	ZBY9660	0.004/0.009
90/3.543	EN/IEC 60204-1	–	10	ZBY8101	0.008/0.018
		COUPURE D'URGENCE	10	ZBY8160	0.008/0.018
		EMERGENCY SWITCHING OFF	10	ZBY8360	0.008/0.018
		NOT-AUS	10	ZBY8260	0.008/0.018
		DESCONEXION DE EMERGENCIA	10	ZBY8460	0.008/0.018
		INTERRUZIONE DI EMERGENZA	10	ZBY8660	0.008/0.018

(1) For complying with EN/ISO 13850 standard, paragraph 4.4.6., Emergency stop function logo  has been added.




ZBZ3605



ZBZ160



ZBY9120



ZBY9160T



ZB4BZ64



ZBZ8

### Accessories for mushroom head pushbuttons

Description	Exclusive use with the following Ø 40 mm/1.575 in. trigger action pushbuttons	Color	Reference	Weight kg/lb
-------------	---	-------	-----------	--------------

<b>Padlocking kit</b> (1) (2) For Emergency stop (3) and Emergency switching off function (4), (padlockable)	XB4BS844●, XB4BS9445, ZB4BS844, ZB4BS944●.	Yellow	<b>ZBZ3605</b>	0.045/0.099
--	--	--------	----------------	-------------

<b>Metal guards</b> For Emergency stop (3) function Padlockable (2)	XB4BT8●, XB4BS8●, XB4BS9●, ZB4BT8●, ZB4BS8●, ZB4BS9●.	Chromium plated	<b>ZBZ1600</b>	0.046/0.101
		Black	<b>ZBZ1602</b>	0.046/0.101
		Red	<b>ZBZ1604</b>	0.046/0.101
		Blue	<b>ZBZ1606</b>	0.046/0.101

Description	Marking	Color	Sold in lots of	Reference	Weight kg/lb
Ø 60 mm/2.362 in. legend for padlocking device <b>ZBZ3605</b> For Emergency stop function (3)	Without	Yellow	–	<b>ZBY9140T</b>	0.004/0.009
	ARRET D'URGENCE	Yellow	–	<b>ZBY9130T</b>	0.004/0.009
	EMERGENCY STOP	Yellow	–	<b>ZBY9330T</b>	0.004/0.009
	NOT-HALT	Yellow	–	<b>ZBY9230T</b>	0.004/0.009
Ø 60 mm/2.362 in. legend for padlocking device <b>ZBZ3605</b> For Emergency switching off function (4)	Without	Yellow	–	<b>ZBY9101T</b>	0.004/0.009
	COUPURE D'URGENCE	Yellow	–	<b>ZBY9160T</b>	0.004/0.009
	EMERGENCY SWITCHING OFF	Yellow	–	<b>ZBY9360T</b>	0.004/0.009
	NOT-AUS	Yellow	–	<b>ZBY9260T</b>	0.004/0.009
Ø 60 mm/2.362 in. circular legend compatible with Emergency stop	-	Yellow	5	<b>ZBY9121</b>	0.007/0.015
	EMERGENCY STOP	Yellow	5	<b>ZBY9320</b>	0.007/0.015
	ARRET D'URGENCE	Yellow	5	<b>ZBY9120</b>	0.007/0.015
	NOT-HALT	Yellow	5	<b>ZBY9220</b>	0.007/0.015
	PARADA DE EMERGENCIA	Yellow	5	<b>ZBY9420</b>	0.007/0.015
	ARRESTO DI EMERGENZA	Yellow	5	<b>ZBY9620</b>	0.007/0.015

### Other accessories

Description	For use with	Color	Reference	Weight kg/lb
<b>Plastic guard</b>	Selector switches and key switches	Black	<b>ZBZ2102</b>	0.005/0.011
<b>Padlockable flaps</b>	Pushbuttons	Black	<b>ZB4BZ62</b>	0.076/0.168
		Red	<b>ZB4BZ64</b>	0.076/0.168
		Yellow	<b>ZB4BZ65</b>	0.076/0.168
		Blue	<b>ZB4BZ66</b>	0.076/0.168

Description	Material	For use with	Color	Sold in lots of	Unit reference	Weight kg/lb
<b>Bellows seals for harsh environments</b> (Environments subject to humidity, dust, high-pressure cleaning etc...) <b>IP 69K</b> (5)	Silicone	Emergency stop / Switching off function	Yellow	2	<b>ZBZ28</b>	0.009/0.020
		Other functions	Black	2	<b>ZBZ58</b>	0.009/0.020


(1) Standard circular legends are not compatible with this product. Use special legends **ZBY9●●●T**.  
 (2) No isolation function is possible when this guard is fitted.  
 (3) Ensures conformity with standards EN/IEC 60204-1 and EN/ISO 13850.  
 (4) Ensures conformity with standard EN/IEC 60204-1.  
 (5) Only when mounted on control stations. Use legends **ZBY9●●●T**.



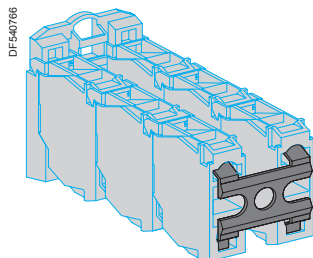
ZB5SZ3



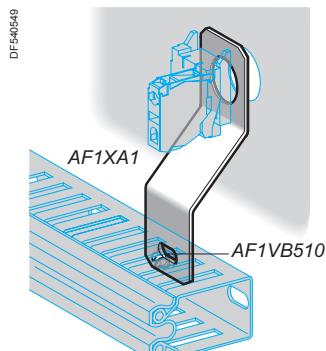
ZB4BZ007



ZB4BZ021



ZBZ007



## Other accessories (continued)

Description	For use with	Color	Sold in lots of	Unit reference	Weight kg/lb
<b>Metal circular blanking plug (1)</b>	Ø 22 mm/0.866 in. control and signaling units	Chromium plated	10	<b>ZB4SZ3</b>	0.023/0.051
<b>Plastic blanking plug (with fixing nut)</b>	Ø 22 mm/0.866 in. control and signaling units	Black	10	<b>ZB5SZ3</b>	0.009/0.020
<b>Liquid spray protective washer to be fitted under the head</b>	Ø 22 mm/0.866 in. control and signaling units	Chromium plated	50	<b>ZB4BZ007</b>	0.010/0.022
		Black	50	<b>ZB4BZ0077</b>	0.010/0.022
<b>Ø 30 mm/1.181 in. Flush mounting kit for pushbuttons and pilot lights</b>	Pushbutton ZB4B● with head mounted flush with bezel	Chromium plated	1	<b>ZB4BZ021</b>	0.019/0.042
<b>Ø 30 mm/1.181 in. Flush mounting kit for selector switches and illuminated pushbuttons</b>	Pushbutton ZB4B● with head mounted flush with bezel	Chromium plated	1	<b>ZB4BZ022</b>	0.021/0.046
<b>Adapter (Ø 30 to Ø 22 mm/1.181 to 0.866 in. reducer)</b>	All pushbuttons	Chromium plated	1	<b>ZB4BZ012</b>	–
<b>Plastic clips</b>	2 or 3 levels of contact blocks ZBE10● in high vibration environment	–	10	<b>ZBZ007</b>	–
<b>Dummy contact block</b>	Contact blocks ZBE10● and transformer blocks ZBV5B	–	5	<b>ZBE000</b>	–
<b>Set of tabs for Faston connection</b>	Contact blocks ZBE10● and light blocks ZBV●	–	10	<b>ZBZ003</b>	–
Description	Application		Sold in lots of	Unit reference	Weight kg/lb
<b>Cable ducting support</b>	Fixing beneath head		10	<b>AF1XA1</b>	0.030/0.066
<b>M5 x 10 screw, with hexagonal slotted head</b>	For fixing cable ducting		100	<b>AF1VB510</b>	0.003/0.007
<b>Support</b>	For pushbuttons, switches and pilot lights		1	<b>DX1AP52</b>	0.160/0.353
<b>Boot for contact block ZBE10● and ZBE10●3 (2)</b>	For protection against dusty environment		1	<b>ZBZ60</b>	0.098/0.216

(1) Body/fixing collar **ZB4BZ009** required for mounting must be ordered separately, see page 41.

(2) Restriction for use: refer to the product instruction sheet on Schneider Electric website, Harmony XB4 page.



DF540771

DL1CJ0●●●



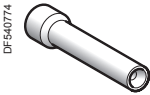
DF540772

DL1CE●●●



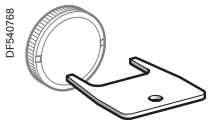
DF540773

DL1CF●●●



DF540774

XBFX13



DF540768

ZBZ8

## Bulbs with BA 9s base fitting and associated accessories

Description	Characteristics	Color	Sold in lots of	Unit reference	Weight kg/lb
LEDs	≈ 24 V	White	1	DL1CJ0241	0.002/0.004
		Green	1	DL1CJ0243	0.002/0.004
		Red	1	DL1CJ0244	0.002/0.004
		Orange	1	DL1CJ0245	0.002/0.004
		Blue	1	DL1CJ0246	0.002/0.004
	≈ 48 V	Green	1	DL1CJ0483	0.002/0.004
		Red	1	DL1CJ0484	0.002/0.004
		Orange	1	DL1CJ0485	0.002/0.004
	6 V - 1.2 W	White	1	DL1CD0061	0.002/0.004
		Green	1	DL1CD0063	0.002/0.004
		Red	1	DL1CD0064	0.002/0.004
		Orange	1	DL1CD0065	0.002/0.004
		Blue	1	DL1CD0066	0.002/0.004
Incandescent bulbs	6 V - 1.2 W	–	10	DL1CB006	0.002/0.004
	24 V - 2 W	–	10	DL1CE024	0.002/0.004
	120...130 V 2.4 W	–	10	DL1CE130	0.002/0.004
Neon bulbs	120...130 V	–	10	DL1CF110	0.002/0.004
	230...240 V	–	10	DL1CF220	0.002/0.004
Bulb extractor	–	–	1	XBFX13	0.005/0.011
Lens cap tightening tool	Illuminated pushbuttons, with flush push	–	1	ZBZ8	0.009/0.020



ZBG455



ZBDLU1



ZBG455P



ZBGP



ZBDD2

## Replacement keys

Description	Key number	Reference	Weight kg/lb
<b>For latching mushroom head pushbuttons and selector switches</b>			
Sets of 2 keys	455	ZBG455	0.013/0.029
	421E	ZBG421E	0.014/0.031
	458A	ZBG458A	0.014/0.031
	520E	ZBG520E	0.014/0.031
	3131A	ZBG3131A	0.014/0.031
	4A185	ZBDA185	0.014/0.031
	LU1	ZBDLU1	0.014/0.031
	LU2	ZBDLU2	0.014/0.031
	LU3	ZBDLU3	0.014/0.031
	LU4	ZBDLU4	0.014/0.031
	LU5	ZBDLU5	0.014/0.031
	LU6	ZBDLU6	0.014/0.031
	LU7	ZBDLU7	0.014/0.031
	LU8	ZBDLU8	0.014/0.031
	LU9	ZBDLU9	0.014/0.031
	LU10	ZBDLU10	0.014/0.031
	LU11	ZBDLU11	0.014/0.031
	LU12	ZBDLU12	0.014/0.031
	LU13	ZBDLU13	0.014/0.031
	LU14	ZBDLU14	0.014/0.031
	8D1	ZBD8D1	0.014/0.031
	Specific key	ZBGK (1)	0.014/0.031

## For booted selector switches

Sets of 2 keys, one of which supplied booted (rubber boot)	455	ZBG455P	–
	421E	ZBG421EP	–
	458A	ZBG458AP	–
	520E	ZBG520EP	–
	3131A	ZBG3131AP	–

## Accessory for key switches (2)

Description	Function	Reference	Weight kg/lb
Keyhole cover (rubber boot)	Protection of lock barrel when no key inserted in lock	ZBGP	0.005/0.011

## Boot for standard handle

Description	For use with	Sold in lots of	Unit reference	Weight kg/lb
Boot for standard handle	ZB4BD●● and ZB5AD●●	5	ZBDD2	0.005/0.011

(1) Key number to be added when ordering.

(2) Not compatible with products with key TEC10.



ZB4BJ397	29	ZB4BP3	15	ZB4BV063	34	ZB4BVJ4	46	ZB4BW0G53	44
ZB4BJ4	29	ZB4BP38	15	ZB4BV063E	34	ZB4BVJ5	46	ZB4BW0G55	44
ZB4BJ491	29	ZB4BP383	15	ZB4BV063S	34	ZB4BVJ6	46	ZB4BW0G61	44
ZB4BJ5	29	ZB4BP3S	15	ZB4BV06S	35	ZB4BVM1	46	ZB4BW0G62	44
ZB4BJ593	29		51	ZB4BV07	35	ZB4BVM3	46	ZB4BW0G63	44
ZB4BJ7	29	ZB4BP4	15	ZB4BV07S	35	ZB4BVM4	46	ZB4BW0G65	44
ZB4BJ792	29	ZB4BP48	15	ZB4BV156	49	ZB4BVM5	46	ZB4BW0M11	45
ZB4BJ793	29	ZB4BP483	15	ZB4BV18B1	47	ZB4BVM6	46	ZB4BW0M12	45
ZB4BJ796	29	ZB4BP4S	15	ZB4BV18B3	47	ZB4BW031	48	ZB4BW0M13	45
ZB4BJ8	29		51	ZB4BV18B4	47	ZB4BW035	48	ZB4BW0M15	45
ZB4BJ891	29	ZB4BP5	15	ZB4BV18B5	47	ZB4BW03D15	48	ZB4BW0M31	45
ZB4BJ893	29	ZB4BP58	15	ZB4BV18B6	47	ZB4BW03D35	48	ZB4BW0M32	45
ZB4BJ895	29	ZB4BP583	15	ZB4BV18G1	47	ZB4BW03D45	48	ZB4BW0M33	45
ZB4BK1213	33	ZB4BP5S	15	ZB4BV18G3	47	ZB4BW03D55	48	ZB4BW0M35	45
ZB4BK1233	33		51	ZB4BV18G4	47	ZB4BW03D65	48	ZB4BW0M41	45
ZB4BK1243	33	ZB4BP6	15	ZB4BV18G5	47	ZB4BW041	48	ZB4BW0M42	45
ZB4BK1253	33	ZB4BP68	15	ZB4BV18G6	47	ZB4BW045	48	ZB4BW0M43	45
ZB4BK1263	33	ZB4BP683	15	ZB4BV18M1	47	ZB4BW04D15	48	ZB4BW0M45	45
ZB4BK1313	33	ZB4BP6S	15	ZB4BV18M3	47	ZB4BW04D35	48	ZB4BW0M51	45
ZB4BK1333	33		51	ZB4BV18M4	47	ZB4BW04D45	48	ZB4BW0M52	45
ZB4BK1343	33	ZB4BR2	22	ZB4BV18M4	47	ZB4BW04D55	48	ZB4BW0M53	45
ZB4BK1353	33	ZB4BR216	22	ZB4BV18M5	47	ZB4BW04D65	48	ZB4BW0M55	45
ZB4BK1363	33	ZB4BR3	22	ZB4BV18M6	47	ZB4BW051	48	ZB4BW0M61	45
ZB4BK1413	33	ZB4BR316	22	ZB4BV3	49	ZB4BW055	48	ZB4BW0M62	45
ZB4BK1433	33	ZB4BR4	22	ZB4BV3D1	49	ZB4BW05D15	48	ZB4BW0M63	45
ZB4BK1443	33	ZB4BR416	22	ZB4BV3D3	49	ZB4BW05D35	48	ZB4BW0M65	45
ZB4BK1453	33	ZB4BR5	22	ZB4BV3D4	49	ZB4BW05D45	48	ZB4BW11	19
ZB4BK1463	33	ZB4BR516	22	ZB4BV3D5	49	ZB4BW05D55	48	ZB4BW113	18
ZB4BK1513	33	ZB4BR6	22	ZB4BV3D6	49	ZB4BW05D65	48	ZB4BW113S	18
ZB4BK1533	33	ZB4BR616	22	ZB4BV4	49	ZB4BW061	48	ZB4BW11S	19
ZB4BK1543	33	ZB4BS12	23	ZB4BV4D1	49	ZB4BW062	48	ZB4BW13	19
ZB4BK1553	33	ZB4BS22	23	ZB4BV4D3	49	ZB4BW063	48	ZB4BW133	18
ZB4BK1563	33	ZB4BS42	23	ZB4BV4D4	49	ZB4BW065	48	ZB4BW133S	18
ZB4BK1713	33	ZB4BS52	23	ZB4BV4D5	49	ZB4BW0B11	44	ZB4BW13S	19
ZB4BK1733	33	ZB4BS55	23	ZB4BV4D6	49	ZB4BW0B12	44	ZB4BW14	19
ZB4BK1743	33	ZB4BS62	23	ZB4BV5	49	ZB4BW0B13	44	ZB4BW143	18
ZB4BK1753	33	ZB4BS72	23	ZB4BV5D1	49	ZB4BW0B15	44	ZB4BW143S	18
ZB4BK1763	33	ZB4BS834	24	ZB4BV5D3	49	ZB4BW0B31	44	ZB4BW14S	19
ZB4BK1813	33	ZB4BS844	24	ZB4BV5D4	49	ZB4BW0B32	44	ZB4BW15	19
ZB4BK1833	33	ZB4BS864	24	ZB4BV5D5	49	ZB4BW0B33	44	ZB4BW153	18
ZB4BK1843	33	ZB4BS934	24	ZB4BV5D6	49	ZB4BW0B35	44	ZB4BW153S	18
ZB4BK1853	33	ZB4BS944	24	ZB4BV6	49	ZB4BW0B41	44	ZB4BW15S	19
ZB4BK1863	33	ZB4BS964	24	ZB4BV8	49	ZB4BW0B42	44	ZB4BW16	19
ZB4BL1	14	ZB4BT2	23	ZB4BV9	49	ZB4BW0B43	44	ZB4BW163	18
ZB4BL2	14	ZB4BT84	24	ZB4BVB1	46	ZB4BW0B45	44	ZB4BW163S	18
ZB4BL232	16	ZB4BT844	24	ZB4BVB1156	47	ZB4BW0B51	44	ZB4BW16S	19
ZB4BL233	16	ZB4BV003	34	ZB4BVB3	46	ZB4BW0B52	44	ZB4BW17	19
ZB4BL234	16	ZB4BV01	35	ZB4BVB3156	47	ZB4BW0B53	44	ZB4BW17S	19
ZB4BL235	16	ZB4BV013	34	ZB4BVB4	46	ZB4BW0B55	44	ZB4BW31	19
ZB4BL3	14	ZB4BV013E	34	ZB4BVB4156	47	ZB4BW0B61	44	ZB4BW313	18
ZB4BL4	14	ZB4BV013S	34	ZB4BVB5	46	ZB4BW0B62	44	ZB4BW313S	18
ZB4BL432	16	ZB4BV01S	35	ZB4BVB5156	47	ZB4BW0B63	44	ZB4BW31S	19
ZB4BL433	16	ZB4BV03	35	ZB4BVB6	46	ZB4BW0B65	44	ZB4BW33	19
ZB4BL434	16	ZB4BV033	34	ZB4BVB6156	47	ZB4BW0G11	44	ZB4BW333	18
ZB4BL435	16	ZB4BV033E	34	ZB4BVBG1	46	ZB4BW0G12	44	ZB4BW333S	18
ZB4BL5	14	ZB4BV033S	34	ZB4BVBG3	46	ZB4BW0G13	44	ZB4BW33S	19
ZB4BL6	14	ZB4BV03S	35	ZB4BVBG4	46	ZB4BW0G15	44	ZB4BW34	19
ZB4BL7340	20	ZB4BV04	35	ZB4BVBG5	46	ZB4BW0G31	44	ZB4BW343	18
ZB4BL7341	20	ZB4BV043	34	ZB4BVBG6	46	ZB4BW0G32	44	ZB4BW343S	18
ZB4BP1	15	ZB4BV043E	34	ZB4BVBG1	46	ZB4BW0G33	44	ZB4BW34S	19
ZB4BP18	15	ZB4BV043S	34	ZB4BVG3	46	ZB4BW0G35	44	ZB4BW35	19
ZB4BP183	15	ZB4BV04S	35	ZB4BVG35	40	ZB4BW0G41	44	ZB4BW353	18
ZB4BP1S	15	ZB4BV05	35	ZB4BVG4	46	ZB4BW0G42	44	ZB4BW353S	18
	51	ZB4BV053	34	ZB4BVG45	40	ZB4BW0G43	44	ZB4BW35S	19
		ZB4BV053E	34	ZB4BVG5	46	ZB4BW0G45	44	ZB4BW36	19
ZB4BP2	15	ZB4BV053S	34	ZB4BVG6	46	ZB4BW0G51	44	ZB4BW363	18
ZB4BP2S	15	ZB4BV05S	35	ZB4BVG1	46	ZB4BW0G52	44	ZB4BW363S	18
	51	ZB4BV06	35	ZB4BVJ3	46				

ZB4BW36S	19	ZB4BZ1414	43	ZBDA185	61	ZBG458A	61	ZBVB57	41
ZB4BW37	19	ZB4BZ62	58	ZBDD2	61	ZBG458AP	61	ZBVB6	39
ZB4BW37S	19	ZB4BZ64	58	ZBDLU1	61	ZBG520E	61	ZBVB64	43
ZB4BW413	22	ZB4BZ65	58	ZBDLU10	61	ZBG520EP	61	ZBVB65	40
ZB4BW433	22	ZB4BZ66	58	ZBDLU11	61	ZBGK	61	ZBVB67	41
ZB4BW443	22	ZB4SZ3	59	ZBDLU12	61	ZBGP	61	ZBVBG1	39
ZB4BW453	22	ZB5SZ3	59	ZBDLU13	61	ZBL1	50	ZBVBG3	39
ZB4BW463	22	ZBA1	50	ZBDLU14	61	ZBL2	50	ZBVBG4	39
ZB4BW513	18	ZBA131	50	ZBDLU2	61	ZBL3	50	ZBVBG5	39
ZB4BW533	18	ZBA133	50	ZBDLU3	61	ZBL4	50	ZBVBG6	39
ZB4BW543	18	ZBA136	50	ZBDLU4	61	ZBL5	50	ZBVG1	39
ZB4BW553	18	ZBA137	50	ZBDLU5	61	ZBL6	50	ZBVG14	43
ZB4BW563	18	ZBA141	50	ZBDLU6	61	ZBL9	50	ZBVG15	40
ZB4BW613	23	ZBA142	50	ZBDLU7	61	ZBP0	51	ZBVG3	39
ZB4BW633	23	ZBA145	50	ZBDLU8	61	ZBP011	51	ZBVG34	43
ZB4BW643	24	ZBA2	50	ZBDLU9	61	ZBP012	51	ZBVG35	40
ZB4BW653	23	ZBA232	50	ZBE000	59	ZBP013	51	ZBVG4	39
ZB4BW663	23	ZBA233	50	ZBE101	38	ZBP014	51	ZBVG44	43
ZB4BW7A1715	20	ZBA234	50	ZBE1013	42	ZBP015	51	ZBVG45	40
ZB4BW7A1720	20	ZBA235	50	ZBE1014	43	ZBP016	51	ZBVG5	39
ZB4BW7A1721	20	ZBA245	50	ZBE1015	40	ZBP017	51	ZBVG54	43
ZB4BW7A1724	20	ZBA2934	50	ZBE1016	38	ZBP0A	51	ZBVG55	40
ZB4BW7A3740	20	ZBA2935	50	ZBE10163	42	ZBPA	51	ZBVG6	39
ZB4BW7A3741	20	ZBA3	50	ZBE1016P	38	ZBV0103S	51	ZBVG64	43
ZB4BW7A9	20	ZBA331	50	ZBE1016P3	42	ZBV011	51	ZBVG65	40
ZB4BW7L3740	20	ZBA333	50	ZBE102	38	ZBV0113	51	ZBVJ1	39
ZB4BW7L3741	20	ZBA334	50	ZBE1023	42	ZBV013	51	ZBVJ15	40
ZB4BW913	18	ZBA335	50	ZBE1024	43	ZBV0133	51	ZBVJ3	39
ZB4BW933	18	ZBA336	50	ZBE1025	40	ZBV014	51	ZBVJ35	40
ZB4BW943	18	ZBA337	50	ZBE1026	38	ZBV0143	51	ZBVJ4	39
ZB4BW953	18	ZBA338	50	ZBE10263	42	ZBV015	51	ZBVJ45	40
ZB4BW963	18	ZBA341	50	ZBE1026P	38	ZBV0153	51	ZBVJ5	39
ZB4BX2	23	ZBA342	50	ZBE1026P3	42	ZBV016	51	ZBVJ55	40
ZB4BX84	24	ZBA343	50	ZBE201	38	ZBV0163	51	ZBVJ6	39
ZB4BZ007	59	ZBA344	50	ZBE2013	42	ZBV017	51	ZBVJ65	40
ZB4BZ0077	59	ZBA346	50	ZBE202	38	ZBV18B1	39	ZBVM1	39
ZB4BZ009	38	ZBA4	50	ZBE2023	42	ZBV18B3	39	ZBVM14	43
	40	ZBA432	50	ZBE203	38	ZBV18B4	39	ZBVM15	40
	41	ZBA433	50	ZBE2033	42	ZBV18B5	39	ZBVM3	39
	43	ZBA434	50	ZBE204	38	ZBV18B6	39	ZBVM34	43
ZB4BZ012	59	ZBA435	50	ZBE2043	42	ZBV18G1	39	ZBVM35	40
ZB4BZ021	59	ZBA5	50	ZBE205	38	ZBV18G3	39	ZBVM4	39
ZB4BZ022	59	ZBA6	50	ZBE2053	42	ZBV18G4	39	ZBVM44	43
ZB4BZ079	41	ZBA639	50	ZBE501	38	ZBV18G5	39	ZBVM45	40
ZB4BZ101	38	ZBA708	21	ZBE5013	42	ZBV18G6	39	ZBVM5	39
ZB4BZ1013	42	ZBA709	21	ZBE502	38	ZBV18M1	39	ZBVM54	43
ZB4BZ1014	43	ZBA71	21	ZBE5023	42	ZBV18M3	39	ZBVM55	40
ZB4BZ1015	40	ZBA710	21	ZBE503	38	ZBV18M4	39	ZBVM6	39
ZB4BZ102	38	ZBA7131	21	ZBE5033	42	ZBV18M5	39	ZBVM64	43
ZB4BZ1023	42	ZBA7134	21	ZBE504	38	ZBV18M6	39	ZBVM65	40
ZB4BZ1024	43	ZBA7138	21	ZBE5043	42	ZBV5B	39	ZBW911	51
ZB4BZ1025	40	ZBA72	21	ZBE505	38	ZBV6	49	ZBW9113	51
ZB4BZ103	38	ZBA7232	21	ZBE5053	42	ZBVB1	39	ZBW913	51
ZB4BZ1033	42	ZBA7233	21	ZBE701	41	ZBVB14	43	ZBW9133	51
ZB4BZ1034	43	ZBA7235	21	ZBE7016	41	ZBVB15	40	ZBW914	51
ZB4BZ1035	40	ZBA7237	21	ZBE702	41	ZBVB17	41	ZBW9143	51
ZB4BZ104	38	ZBA73	21	ZBE7026	41	ZBVB3	39	ZBW915	51
ZB4BZ1043	42	ZBA7331	21	ZBG2201	37	ZBVB34	43	ZBW9153	51
ZB4BZ1044	43	ZBA7333	21	ZBG2401	37	ZBVB35	40	ZBW916	51
ZB4BZ1045	40	ZBA7335	21	ZBG3131A	61	ZBVB37	41	ZBW9163	51
ZB4BZ105	38	ZBA7336	21	ZBG3131AP	61	ZBVB4	39	ZBW917	51
ZB4BZ1053	42	ZBA74	21	ZBG4201	37	ZBVB44	43	ZBW931	51
ZB4BZ1054	43	ZBA7432	21	ZBG421E	61	ZBVB45	40	ZBW9313	51
ZB4BZ1055	40	ZBA75	21	ZBG421EP	61	ZBVB47	41	ZBW933	51
ZB4BZ106	38	ZBA76	21	ZBG4401	37	ZBVB5	39	ZBW9333	51
ZB4BZ107	38	ZBA9	50	ZBG455	61	ZBVB54	43	ZBW934	51
ZB4BZ141	38	ZBD8D1	61	ZBG455P	61	ZBVB55	40	ZBW9343	51



ZBW935	51	ZBY02213	55	ZBY1303	57	ZBY2231	53	ZBY8660	57
ZBW9353	51	ZBY02214	55	ZBY1304	57	ZBY2232	53	ZBY9101	57
ZBW936	51	ZBY02223	55	ZBY1311	57	ZBY2233	53	ZBY9101T	58
ZBW9363	51	ZBY02226	55	ZBY1312	57	ZBY2234	53	ZBY9120	25
ZBW937	51	ZBY02227	55	ZBY1316	57	ZBY2235	53		58
ZBY001	38	ZBY02228	55	ZBY1912	57	ZBY22420001	53	ZBY9121	25
	40	ZBY02229	55	ZBY2101	52	ZBY2265	53		58
	42	ZBY02230	55	ZBY2103	52	ZBY2266	53	ZBY9130T	58
ZBY00104	54	ZBY02231	55	ZBY2104	52	ZBY2267	53	ZBY9140T	58
ZBY00123	54	ZBY02232	55	ZBY2105	52	ZBY2284	53	ZBY9160	57
ZBY0101	54	ZBY02233	55	ZBY2106	52	ZBY2295	53	ZBY9160T	58
ZBY0102	54	ZBY02234	55	ZBY2107	52	ZBY2297	53	ZBY9220	25
ZBY0104	52	ZBY02235	55	ZBY2108	52	ZBY2298	53		58
ZBY0123	52	ZBY022420001	55	ZBY2109	52	ZBY2299	53	ZBY9230T	58
ZBY0140	54	ZBY02265	55	ZBY2110	52	ZBY2303	53	ZBY9260	57
ZBY02103	54	ZBY02266	55	ZBY2111	52	ZBY2304	52	ZBY9260T	58
ZBY02104	54	ZBY02267	55	ZBY2112	52	ZBY2305	53	ZBY9320	25
ZBY02105	54	ZBY02284	55	ZBY2113	52	ZBY2306	53		58
ZBY02106	54	ZBY02295	55	ZBY2114	52	ZBY2307	53	ZBY9330T	58
ZBY02107	54	ZBY02297	55	ZBY2115	52	ZBY2308	53	ZBY9360	57
ZBY02108	54	ZBY02298	55	ZBY2116	52	ZBY2309	53	ZBY9360T	58
ZBY02109	54	ZBY02299	55	ZBY2123	52	ZBY2310	53	ZBY9420	25
ZBY02110	54	ZBY02303	55	ZBY2126	52	ZBY2311	53		58
ZBY02111	54	ZBY02304	54	ZBY2127	52	ZBY2312	53	ZBY9460	57
ZBY02112	54	ZBY02305	55	ZBY2128	52	ZBY2313	53	ZBY9620	25
ZBY02113	54	ZBY02306	55	ZBY2129	52	ZBY2314	53		58
ZBY02114	54	ZBY02307	55	ZBY2130	52	ZBY2316	53	ZBY9660	57
ZBY02115	54	ZBY02308	55	ZBY2131	52	ZBY2321	53	ZBZ001	38
ZBY02116	54	ZBY02309	55	ZBY2132	52	ZBY2322	53		42
ZBY02123	54	ZBY02310	55	ZBY2133	52	ZBY2323	53	ZBZ003	59
ZBY02126	54	ZBY02311	55	ZBY2134	52	ZBY2326	53	ZBZ006	41
ZBY02127	54	ZBY02312	55	ZBY2135	52	ZBY2327	53	ZBZ007	59
ZBY02128	54	ZBY02313	55	ZBY2146	52	ZBY2328	53	ZBZ010	41
ZBY02129	54	ZBY02314	55	ZBY2147	52	ZBY2330	53	ZBZ011	41
ZBY02130	54	ZBY02316	55	ZBY2148	52	ZBY2334	53	ZBZ012	41
ZBY02131	54	ZBY02321	55	ZBY2164	52	ZBY2364	53	ZBZ1600	58
ZBY02132	54	ZBY02322	55	ZBY2165	52	ZBY2366	53	ZBZ1602	58
ZBY02133	54	ZBY02323	55	ZBY2166	52	ZBY2367	53	ZBZ1604	58
ZBY02134	54	ZBY02326	55	ZBY2167	52	ZBY2385	53	ZBZ1606	58
ZBY02135	54	ZBY02327	55	ZBY2178	52	ZBY2387	53	ZBZ2102	58
ZBY02146	54	ZBY02328	55	ZBY2179	52	ZBY2931	52	ZBZ28	25
ZBY02147	54	ZBY02330	55	ZBY2184	52	ZBY2H101	52		58
ZBY02148	54	ZBY02334	55	ZBY2185	52	ZBY4100	55	ZBZ32	52
ZBY02164	54	ZBY02364	55	ZBY2186	52	ZBY4101	52	ZBZ33	56
ZBY02165	54	ZBY02366	55	ZBY2195	52	ZBY4140	52	ZBZ34	52
ZBY02166	54	ZBY02367	55	ZBY2196	52	ZBY4H101	52	ZBZ35	56
ZBY02167	54	ZBY02385	55	ZBY2197	52	ZBY5100	56	ZBZ3605	58
ZBY02178	54	ZBY02387	55	ZBY2198	52	ZBY5101	56	ZBZ58	25
ZBY02179	54	ZBY02931	54	ZBY2199	52	ZBY5102	56		58
ZBY02184	54	ZBY1101	57	ZBY2203	53	ZBY55130	56	ZBZ60	59
ZBY02185	54	ZBY1103	57	ZBY2204	53	ZBY55330	56	ZBZ8	60
ZBY02186	54	ZBY1104	57	ZBY2205	53	ZBY6101	56	ZBZG156	39
ZBY02195	54	ZBY1105	57	ZBY2206	53	ZBY6102	56	ZBZM156	39
ZBY02196	54	ZBY1106	57	ZBY2207	53	ZBY6140	56	ZBZVG	39
ZBY02197	54	ZBY1107	57	ZBY2208	53	ZBY6H101	56	ZBZVM	39
ZBY02198	54	ZBY1108	57	ZBY2209	53	ZBY6H102	56	ZD4PA103	37
ZBY02199	54	ZBY1115	57	ZBY2210	53	ZBY8101	57	ZD4PA12	37
ZBY02203	55	ZBY1116	57	ZBY2211	53	ZBY8130	57	ZD4PA14	37
ZBY02204	55	ZBY1146	57	ZBY2212	53	ZBY8140	57	ZD4PA203	37
ZBY02205	55	ZBY1147	57	ZBY2213	53	ZBY8160	57	ZD4PA22	37
ZBY02206	55	ZBY1148	57	ZBY2214	53	ZBY8230	57	ZD4PA24	37
ZBY02207	55	ZBY1149	57	ZBY2223	53	ZBY8260	57		
ZBY02208	55	ZBY1203	57	ZBY2226	53	ZBY8330	57		
ZBY02209	55	ZBY1204	57	ZBY2227	53	ZBY8360	57		
ZBY02210	55	ZBY1207	57	ZBY2228	53	ZBY8430	57		
ZBY02211	55	ZBY1208	57	ZBY2229	53	ZBY8460	57		
ZBY02212	55	ZBY1214	57	ZBY2230	53	ZBY8630	57		



## Schneider Electric Industries SAS

Head Office  
35, rue Joseph Monier  
F-92500 Rueil-Malmaison  
France

[www.schneider-electric.com/control](http://www.schneider-electric.com/control)

The information provided in this documentation contains general descriptions and/or technical characteristics of the performance of the products contained herein. This documentation is not intended as a substitute for and is not to be used for determining suitability or reliability of these products for specific user applications. It is the duty of any such user or integrator to perform the appropriate and complete risk analysis, evaluation and testing of the products with respect to the relevant specific application or use thereof. Neither Schneider Electric nor any of its affiliates or subsidiaries shall be responsible or liable for misuse of the information contained herein.

Design: Schneider Electric  
Photos: Schneider Electric

# X-ON Electronics

Largest Supplier of Electrical and Electronic Components

*Click to view similar products for [LED Lighting Mounting Accessories](#) category:*

*Click to view products by [Schneider](#) manufacturer:*

Other Similar products are found below :

[3635](#) [PALBF18](#) [C16142\\_HEKLA-SOCKET-K](#) [3SU1900-0BC31-0AA0](#) [3SU1900-0BC31-0NB0](#) [2213118-2](#) [47.319.6380.50](#) [3SU1401-2BB40-1AA0](#) [3SU1401-2BB60-1AA0](#) [1SFA611621R1041](#) [23110040](#) [23120022](#) [23130000](#) [68550022](#) [68550040](#) [70290000](#) [70290022](#) [70290040](#) [70300022](#) [70300040](#) [76620000](#) [76990022](#) [77280022](#) [77980022](#) [77990001](#) [77990002](#) [77990040](#) [83130001](#) [83130040](#) [83150001](#) [83150022](#) [83150040](#) [83980001](#) [83980040](#) [83990001](#) [83990022](#) [83990040](#) [84040022](#) [84510002](#) [86050038](#) [86180003](#) [89080002](#) [89080022](#) [89140002](#) [89980002](#) [89980019](#) [98050040](#) [A1070001](#) [A1070002](#) [A2070001](#)