

PRELIMINARY SPECIFICATIONS



Customer Part No.: _____ HELE. Part No: X3S019200BZ1H-CHZ

Application For: _____ Products: CRYSTAL

Accepted Model: _____ Type & Freq.: HSX321S / 19.200MHZ

Sample Order No.: _____ Date: 2008/04/28

Approved By :

加高電子股份有限公司
加高電子股份有限公司

HARMONY ELECTRONICS CORP.

HARMONY ELECTRONICS (THAILAND) CO., LTD.

HARMONY ELECTRONICS (SHENZHEN) CORP., LTD.

TAIPEI OFFICE:

公司:(114)

台北市內湖區堤頂大道 2 段 409 號 2 樓

2F., NO.409, SEC.2, TIDING BLVD.,

NEIHU DISTRICT, TAIPEI CITY 114,

TAIWAN (R.O.C.)

TEL:886-2-26588883

FAX:886-2-26588683

TAIWAN FACTORY:

工廠:(831)

高雄縣大寮鄉大發工業區華東路 39 號

NO. 39, HWA DONG RD., TA FA IND.

DIST., TA LIAO KAOHSIUNG HSIEN 831,

TAIWAN, R.O.C.

TEL: (07)787-1555-6

FAX: (07)787-1557

THAILAND FACTORY:

66MOO 5, KAONGU-BEOKPRAI RD.,

T.BEOKPRAI, A. BANPONG,

RAJCHABUREE PROVINCE 70110,

THAILAND

TEL: (032)221994-6, 200740-1

FAX: (032)200742

SHENZHEN FACTORY:

深圳市福永鎮塘尾村塘橋路聚源工業區

QIAO TANG RD., TANGWEI VILLAGE

FU YONG TOWN SHENZHEN CITY

CHINA

TEL: 0755-7309272 / 7309262

FAX: 0755-7309755

Title HSX321S QUARTZ CRYSTAL SPECIFICATION				Remark TAIWAN FACTORY		
Date	Confirm	Check	Prepare	Spec. No.	Rev.	Page
2008/04/28	F. S. TSAI	C. L. WANG	U. F. CHEN	X3S019200BZ1H-CHZ	0	1

HARMONY ELECTRONICS CORP.

HSX321S SPECIFICATION

INDEX

ITEM	PAGE
1. QUARTZ CRYSTAL UNIT SPECIFICATION	3
2. MARKING & DIMENSIONS	4
3. INSIDE STRUCTURE	5
4. EMBOSS CARRIER TAPE&REEL	6
a. DIMENSIONS OF CARRIER TAPE	6
b. DIMENSIONS OF REEL	6-7
c. STORAGE CONDITION	7
d. STANDARD PACKING QUANTITY	7
e. MATERIAL OF TAPE	7
f. LABEL CONTENTS	7
g. TAPING DIMENSION	8
h. JOINT OF TAPE	8
i. RELEASE STRENGHT OF COVER TAPE	8
5. MECHANICAL PERFORMANOE	9
6. ENVIRONMENTAL PERFORMANOE	9-10
7. SUPPLRMENT	10-11
8. FLOW CHARD	12
9. Environmental Workload Chemical Substance Components List .	13
10. TEST DATA	

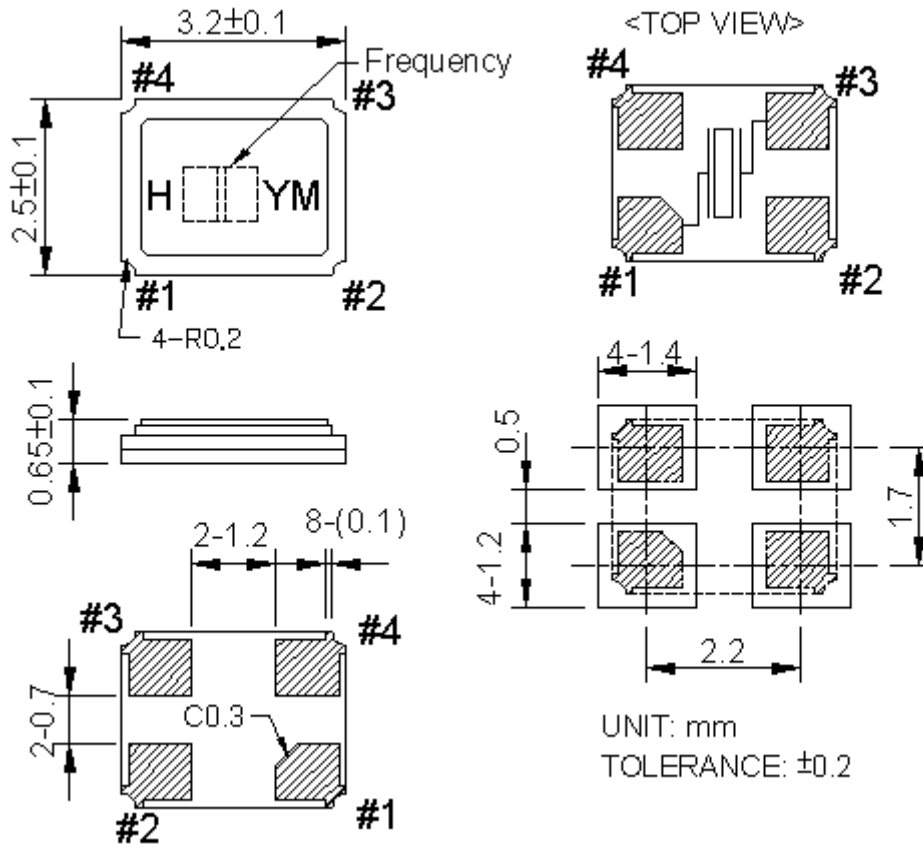
Title HSX321S				Remark		
QUARTZ CRYSTAL SPECIFICATION				TAIWAN FACTORY		
Date	Confirm	Check	Prepare	Spec. No.	Rev.	Page
2008/04/28	F. S. TSAI	C. L. WANG	U. F. CHEN	X3S019200BZ1H-CHZ	0	2

1. QUARTZ CRYSTAL UNIT SPECIFICATION

- | | |
|--------------------------------|---|
| 1. Frequency: | 19.200000MHz |
| 2. Holder type : | HSX321S |
| 3. Frequency tolerance: | +/- 8 ppm at 25deg.C +/-3deg.C |
| 4. Equivalent resistance: | 70 ohms Max. / SERIES |
| 5. Storage temperature range: | -40 deg.C To +85 deg.C |
| 6. Operable temperature range: | -30 deg.C To +85 deg.C |
| 7. Temperature drift: | +/-12 ppm -30 deg.C To +85deg.C |
| 8. Loading capacitance (CL) : | 7.0 pF +/-0.2 pF |
| 9. Drive level: | 100uW Max |
| 10. Shunt Capacitance: | 1.1 pF +/-15% |
| 11. Insulation resistance : | More than 500M ohms at DC 100V |
| 12. Mode of oscillation: | Fundamental |
| 13. Circuit: | Measured in HP/E5100A,S&A 250B |
| 14. Shocking : | Dropping from 50 cm height 3 times on firm wood |
| Variation : | Frequency less than +/-5 ppm
Resistance less than +/- 15 % or 2ohms max. |
| 15. Aging: | Less than +/- 1 ppm/Year |
| 16. Holder | HSX321S Seam type |
| 17. Dimensions and marking | Refer to page.4 |
| 18. Emboss carrier tape & reel | Refer to page.6 and page.7 |
| 19. Note: C1: 2.6 fF +/-15% | |

Title HSX321S				Remark		
QUARTZ CRYSTAL SPECIFICATION				TAIWAN FACTORY		
Date	Confirm	Check	Prepare	Spec. No.	Rev.	Page
2008/04/28	F. S. TSAI	C. L. WANG	U. F. CHEN	X3S019200BZ1H-CHZ	0	3

2. HSX321S MARKING & DIMENSIONS



- *Marking should be printed as following:
Logo, Nominal Frequency, Manufactured year & month
- *Nominal frequency = integer only
(ex. 14.31818 MHz \rightarrow 14)
- *Manufacturing Lot No.
(Y: year) ex. 2000 shall be marked as ' 0 ' (The last digit of the year)
(M: month) ex. June shall be marked as ' F ' (As shown on the Table-1).

Marking : Laser marking.

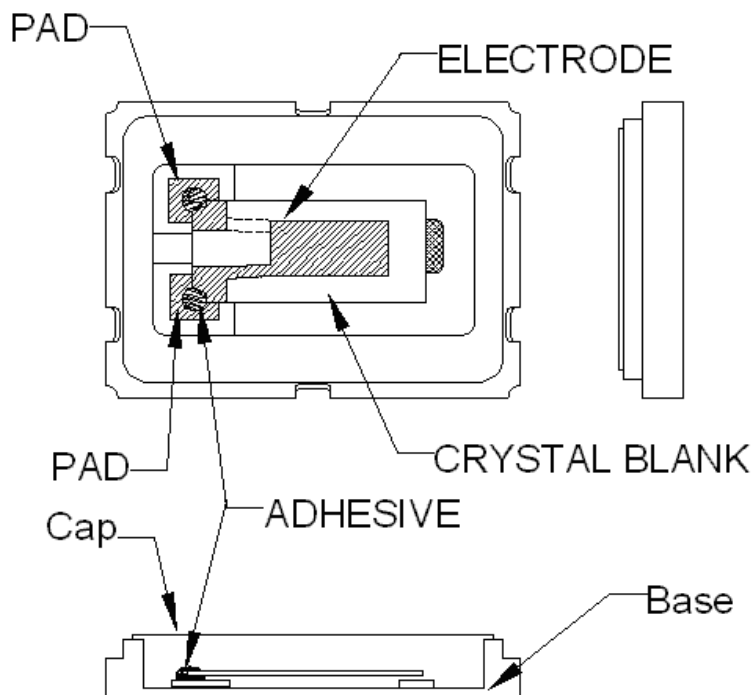
(Table-1)

Jan.	Feb.	Mar.	Apr.	May.	Jun.	Jul.	Aug.	Sep.	Oct.	Nov.	Dec.
A	B	C	D	E	F	G	H	J	K	L	M

Title HSX321S QUARTZ CRYSTAL SPECIFICATION				Remark TAIWAN FACTORY			
Date	Confirm	Check	Prepare	Spec. No.	Rev.	Page	
2008/04/28	F. S. TSAI	C. L. WANG	U. F. CHEN	X3S019200BZ1H-CHZ	0	4	

HARMONY ELECTRONICS CORP.

3. INSIDE STRUCTURE



※Reference drawing

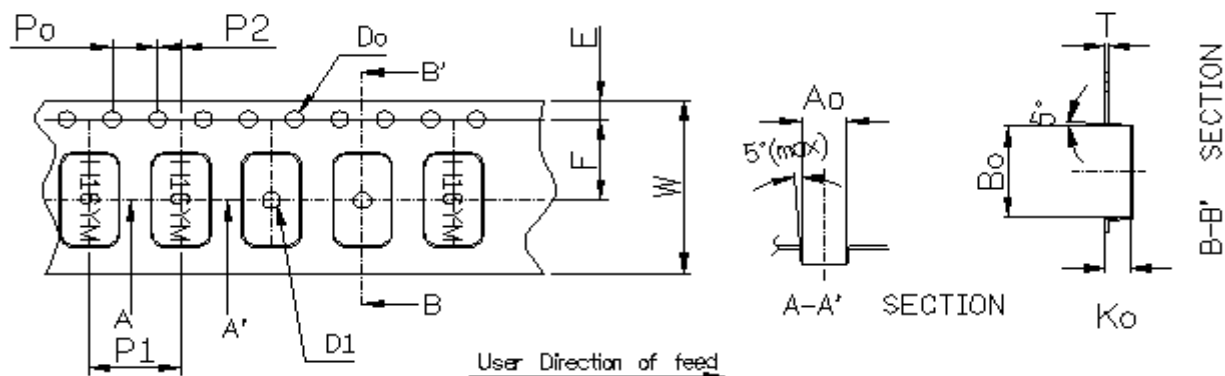
(1) Base: Alumina Ceramic (Al_2O_3) Metallized Pad: W Ni Plating Au Plating
(2) Cap: Fe-Ni
(3) Crystal Enclosure Seal: Seal Seam
(4) Crystal Blank Rectangular At-Cut Quartz Crystal Blank
(5) Adhesive Silver Conductive Polyimide Resin
(6) Electrode Au
(7) PAD Alumina Ceramic (W. Ni. Au)

The use prohibition chemistry substance of Table 1 of DHE-0204-1 (QA-QM-08) is not included in this item.

Title HSX321S QUARTZ CRYSTAL SPECIFICATION				Remark TAIWAN FACTORY		
Date	Confirm	Check	Prepare	Spec. No.	Rev.	Page
2008/04/28	F. S. TSAI	C. L. WANG	U. F. CHEN	X3S019200BZ1H-CHZ	0	5

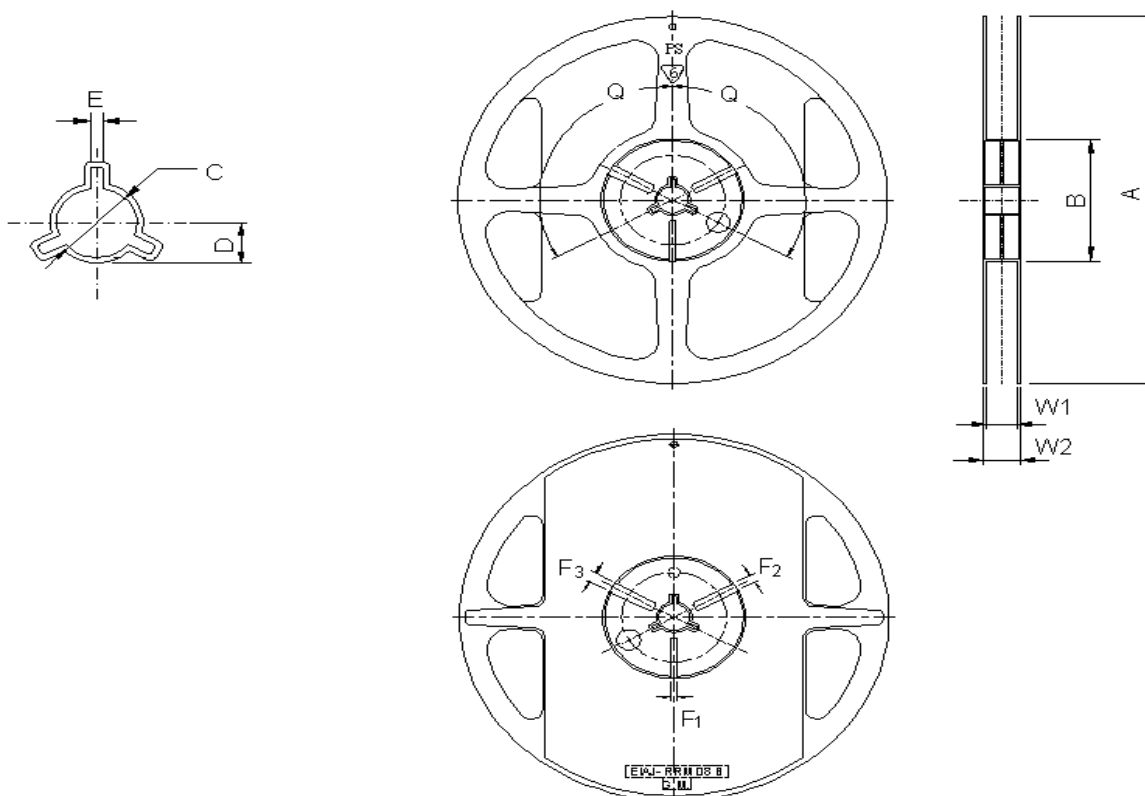
4. HSX321S EMBOSS CARRIER TAPE & REEL

a.) Dimensions of Carrier Tape



Symbol	Ao	Bo	Ko	Po	$P1$	$P2$
Spec	2.70 ± 0.1	3.4 ± 0.1	1.40 ± 0.1	4.0 ± 0.1	4.0 ± 0.1	2.0 ± 0.05
Symbol	E	F	Do	$D1$	W	T
Spec	1.75 ± 0.1	3.5 ± 0.05	$\phi 1.55 \pm 0.05$	$\phi 1.0(\text{min})$	8.0 ± 0.2	0.25 ± 0.05

b.) Dimensions of Reel



(Table-2)

(UNIT: mm)

Title HSX321S QUARTZ CRYSTAL SPECIFICATION				Remark TAIWAN FACTORY		
Date	Confirm	Check	Prepare	Spec. No.	Rev.	Page
2008/04/28	F. S. TSAI	C. L. WANG	U. F. CHEN	X3S019200BZ1H-CHZ	0	6

ITEM		MARK	DIMENSIONS · ANGLE
FLANCE	Diameter		A ϕ 178+1/-1
	Inner Width		W1 8.0+/-1.5
	Outer Width		W2 11.5+/-0.2
HUB	Out Line diameter		B ϕ 60+1.0/-0.0
	Center Core slit	Width	F1 3.0+0.5/-0
			F2 4.0+0.5/-0
		Position	F3 5.0+0.5/-0
	Spindle diameter		C ϕ 13+/-0.5
	Key Ditch	Width	E 2.5+/-0.5/-0

c.) Storage condition

Temperature: +40deg.C Max.

Relative Humidity: 80% Max.

d.) Standard packing quantity

3,000PCS / REEL

e.) Material of the tape

Tape	Material
Carrier tape	A – PET
Top tape	Polyester

f.) Label contents

- .The type of product
- .Our specification No.
- .Your Part No.
- .Lot No.
- .Nominal Frequency
- .Quantity
- .Our Company Name

Sticks label for every reel.

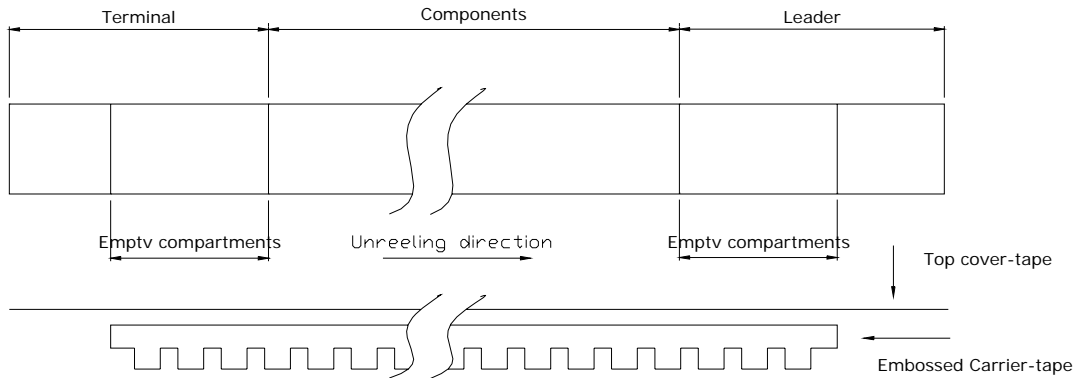
TYPE	
SPEC NO.	
Parts NO.	
Lot No.	
FREQ.	
Q'TY	(RoHS Compliance)
H.E.E. HARMONY ELECTRONICS CORP.	

Title HSX321S QUARTZ CRYSTAL SPECIFICATION				Remark TAIWAN FACTORY		
Date	Confirm	Check	Prepare	Spec. No.	Rev.	Page
2008/04/28	F. S. TSAI	C. L. WANG	U. F. CHEN	X3S019200BZ1H-CHZ	0	7

HARMONY ELECTRONICS CORP.

g.) Taping dimension

Leader	Cover-tape	The length of cover-tape in the leader is more than 400 mm including empty embossed area.
	Carrier-tape	After all products were packaged, must remain more than twenty pieces or 400 mm empty area, which should be sealed by cover-tape.
Terminal	Cover-tape	The tip of cover-tape shall be fixed temporary by paper tape and roll around the core of reel one round.
	Carrier-tape	The empty embossed area which are sealed by top cover-tape must remain more the 40 mm.



h.) Joint of tape

The carrier-tape and top cover-tape should not be jointed.

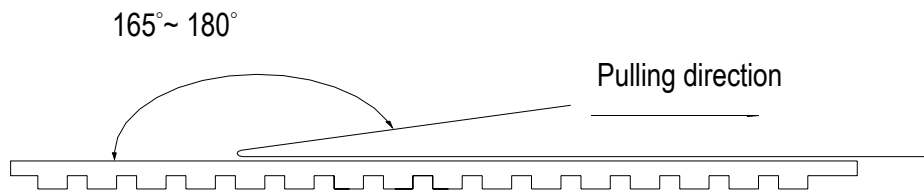
i.) Release strength of cover tape

It has to between 0.1N to 0.7N under following condition.

Pulling direction 165° to 180°

Speed 300mm/min.

Otherwise unless specified.



Other standards shall be based on JIS C 0806-1990.

Title HSX321S QUARTZ CRYSTAL SPECIFICATION				Remark TAIWAN FACTORY		
Date	Confirm	Check	Prepare	Spec. No.	Rev.	Page
2008/04/28	F. S. TSAI	C. L. WANG	U. F. CHEN	X3S019200BZ1H-CHZ	0	8

5. Mechanical Performance

5.1.Natural Drop

Drop 3 times from the height of 50cm onto min. 30mm thickness hard wooden board
The component shall satisfy requirement of the electrical characteristics.

5.2.Vibration

Frequency 10-55Hz, Sine Wave full amplitude of 1.5mm to X,Y and Z 3 axes, Duration of 2 hours to each axis.

The component shall satisfy requirement of the electrical characteristics.

5.3.Sealing Tightness

Leak Rate 1.0×10^{-8} Pa-m³/sec. Max. measured by Helium leak detector.

5.4.Solderability

After applying ROSIN Flux, dipping in solder bath at 230°C +/-5°C for 5 sec.

Over 90% of terminal shall be covered by solder.

6. Environment Performance

6.1.Humidity

Temperature 60°C +/-2°C, RH 90~95%, Duration of 240 hours

Back to room temperature first, then in 1~2 hours, the component shall be checked.

The component shall satisfy requirement of the electrical characteristics.

No physical damage

6.2.Storage in Low Temperature

-30°C +/-2°C, Duration of 240 hours.

Back to the room temperature first, then in 1~2 hours, the component shall be checked.

The component shall satisfy requirement of the electrical characteristics.

No physical damage

6.3.Storage in High Temperature

+85°C +/-2°C, Duration of 240 hours.

Back to the room temperature first, then in 1~2 hours, the component shall be checked.

The component shall satisfy requirement of the electrical characteristics.

No physical damage

Title HSX321S QUARTZ CRYSTAL SPECIFICATION				Remark TAIWAN FACTORY		
Date	Confirm	Check	Prepare	Spec. No.	Rev.	Page
2008/04/28	F. S. TSAI	C. L. WANG	U. F. CHEN	X3S019200BZ1H-CHZ	0	9

6.4. Temperature cycles

-30°C +/- 2°C (30min) ↔ +85°C +/- 2°C (30min) 20 cycles

Back to the room temperature first, then in 1~2 hours, the component shall be checked.

The component shall satisfy requirement of the electrical characteristics.

No physical damage

6.5. VPS

FC-70 (the boiling point: +215°C) Vapor for 30 sec

Back to the room temperature first, then in 1~2 hours, the component shall be checked.

The component shall satisfy requirement of the electrical characteristics.

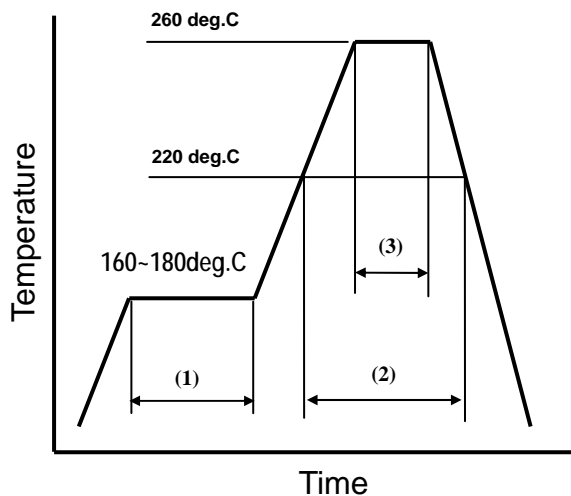
No physical damage

7. Supplement

7.1. Soldering

7.2. Please stay with our proposed reflow condition and do then soldering 2 times max.

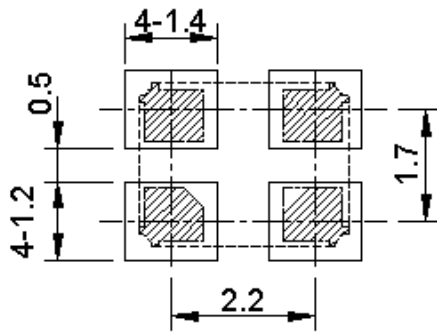
Available for Lead Free Soldering



(1)	Preheat	160~180 deg.C	120sec.
(2)	Primary heat	220 deg.C	60sec.
(3)	Peak	260 deg.C	10sec. Max.

Title HSX321S QUARTZ CRYSTAL SPECIFICATION				Remark TAIWAN FACTORY		
Date	Confirm	Check	Prepare	Spec. No.	Rev.	Page
2008/04/28	F. S. TSAI	C. L. WANG	U. F. CHEN	X3S019200BZ1H-CHZ	0	10

7.3.Land pattern layout(Example)



7.4.Solder iron (Example)

Bit temp.:350°C max.,Time:3sec max. ,Each terminal solder a 1 time max.

7.5.Mounting

This component is designed for automatic insertion.

However, you are requested to do the trial with your insertion machine in order to be sure of proper operation and no damage of component.

Please pay attention to board warp which may damage the component and cause Soldering Process.

7.6.Cleaning

Cleaning liquid which corrodes Nickel shall not be used

It may cause the problem on the surface, color, marking etc.

Ultra-sonic cleaning is possible, however, you are requested to check on your board.

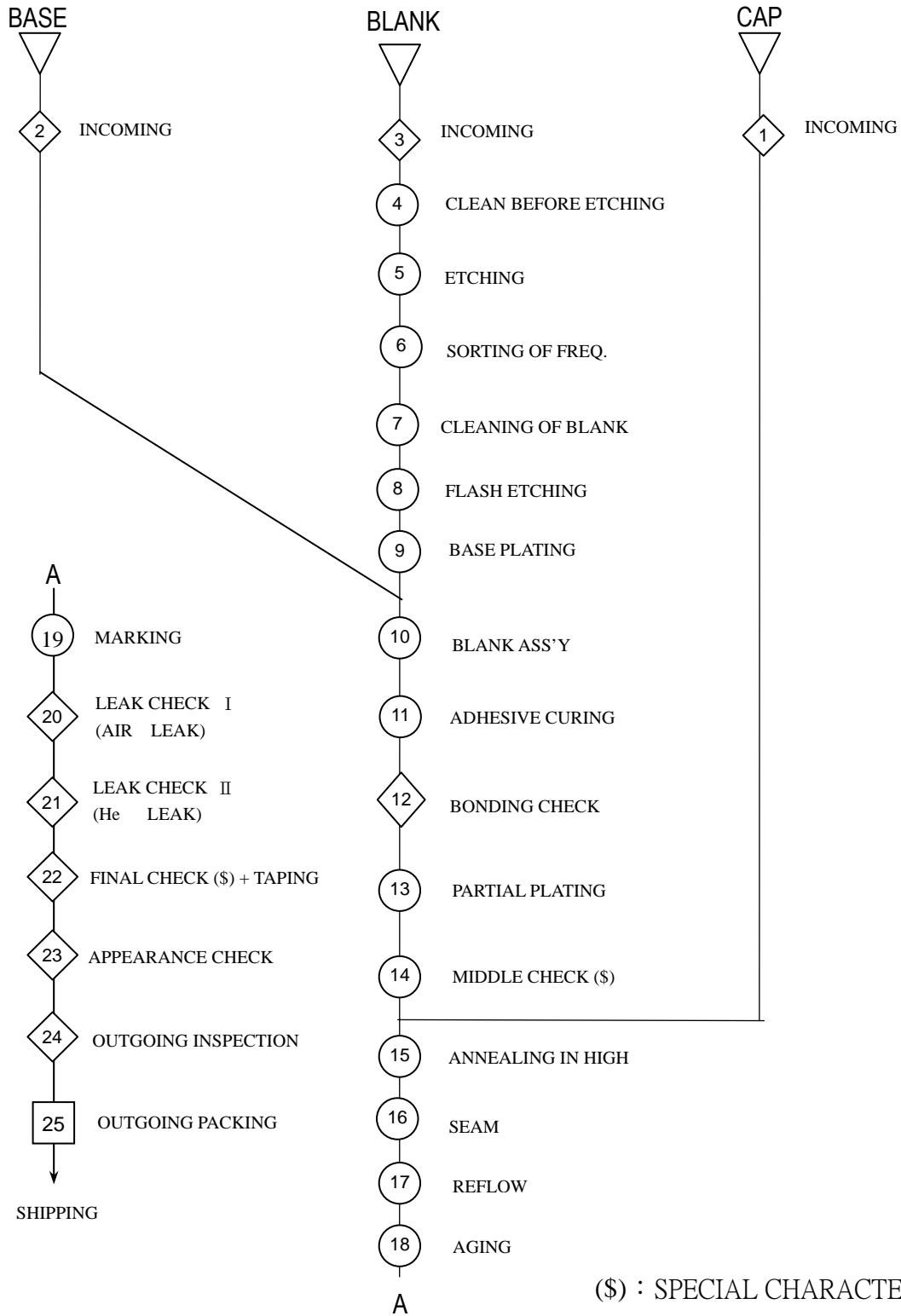
Because we only checked as single unit.

7.7.Storage

Please keep away from high temperature and high humidity ,which may cause put solderbility. No direct Sunlight, No dew as well.

Title HSX321S QUARTZ CRYSTAL SPECIFICATION				Remark TAIWAN FACTORY		
Date	Confirm	Check	Prepare	Spec. No.	Rev.	Page
2008/04/28	F. S. TSAI	C. L. WANG	U. F. CHEN	X3S019200BZ1H-CHZ	0	11

8. Flow Chard



Title HSX321S				Remark		
QUARTZ CRYSTAL SPECIFICATION				TAIWAN FACTORY		
Date	Confirm	Check	Prepare	Spec. No.	Rev.	Page
2008/04/28	F. S. TSAI	C. L. WANG	U. F. CHEN	X3S019200BZ1H-CHZ	0	12

9. Environmental Workload Chemical Substance Components List

Environmental Workload Chemical Substance Components List		
TYPE	H(D)SX321S	
PERCENTAGE	19(mg)	ppm
Chemical Substance Components		
Si	0.0437	2,300
Au	0.1463	7,700
Co & Co Compound	1.1286	59,400
Mo & Mo Compound	0.0380	2,000
Ag	0.3952	20,800
Cu	0.1102	5,800
Cr & Cr Compound	0.0380	2,000
Al	4.7234	248,600
Mn & Mn Compound	0.0228	1,200
W & W Compound	0.1843	9,700
Ni & Ni Compound	2.8424	149,600
Fe	3.8437	202,300

Title HSX321S				Remark		
QUARTZ CRYSTAL SPECIFICATION				TAIWAN FACTORY		
Date	Confirm	Check	Prepare	Spec. No.	Rev.	Page
2008/04/28	F. S. TSAI	C. L. WANG	U. F. CHEN	X3S019200BZ1H-CHZ	0	13

X-ON Electronics

Largest Supplier of Electrical and Electronic Components

Click to view similar products for [Crystals](#) category:

Click to view products by [Harmony](#) manufacturer:

Other Similar products are found below :

[CX3225GB25000M0PPSZ1](#) [718-13.2-1](#) [MC405 32.0000K-R3:PURE SN](#) [7A-40.000MAAE-T](#) [FL2000085](#) [99-BU](#) [9B-15.360MBBK-B](#) [9C-7.680MBBK-T](#) [H10S-12.000-18-EXT-TR](#) [ABC2-6.000MHZ-D4Z-T](#) [ABLS-20.000MHZ-D2-T](#) [ABS071-32.768KHZ-6-T](#) [R38-32.768-12.5-5PPM-NPB](#) [BTD1062E05A-513](#) [21U15A-21.4MHZ](#) [RTX-781DF1-S-20.950](#) [LFXTAL066198Cutt](#) [9C-14.31818MBBK-T](#) [A-11.000MHZ-27](#) [ABL-27.000MHZ-B4Y-T](#) [ABM11-132-24.000MHZ-T3](#) [ABM3B1-25.000MHZ-D2Y-T](#) [SPT2A-.032768B](#) [SPT2A.032768G](#) [SSPT7F-9PF20-R](#) [FX325BS-38.88EEM1201](#) [LFXTAL065253Cutt](#) [LFXTAL066431Cutt](#) [XT9S20ANA14M7456](#) [XT9SNLANA16M](#) [7A-24.576MBBK-T](#) [7B-30.000MBBK-T](#) [MMCC2R32.7680KHZ](#) [7A-14.31818MBBK-T](#) [6504-202-1501](#) [6526-202-1501](#) [ABLS-12.000MHZ-B2Y-T](#) [7A-10.000MBBK-T](#) [SG636PCE-20.000MC](#) [3404](#) [E1SAA18-25.000M TR](#) [EA3250FA18-25.000M TR](#) [CM315D32768EZFT](#) [C1E-24.000-7-2020-R](#) [C1E-19.200-12-1530-X-R](#) [C1E-16.000-12-1530-X-R](#) [ABM11-16.000MHZ-9-B1U-T](#) [FL5000014](#) [EUCA18-3.1872M](#) [FX0800015](#)