




Pushing Performance
Since 1945



PEOPLE. POWER. PARTNERSHIP.

HARTING Selection Guide

Han-Modular® Connectors






Description of the Han-Modular® system

The Han-Modular® series is designed for combining different transmission media in one connector. The multifaceted system of inserts, contacts, frames, hoods and housings as well as accessories fulfils individual customer requirements. The customer can choose between more than 100 different modules. These are suitable for different transmission media and cover various termination techniques. The patented Han-Modular® hinged frame enables the configuration of all modules in the well-accepted Han® hoods and housings.

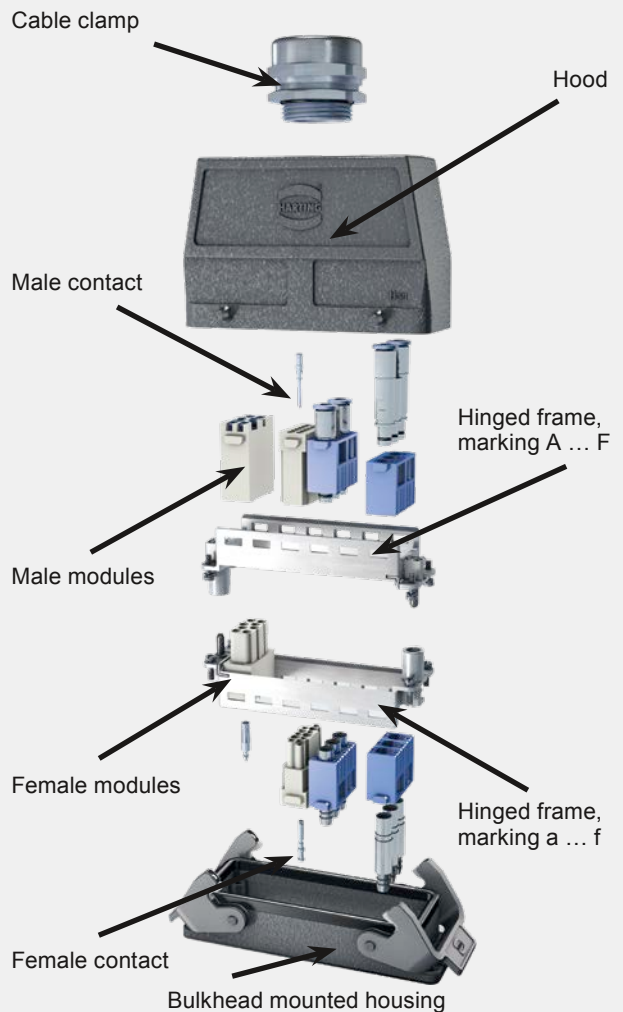


Further additional solutions are available, e.g. suitable docking frames for drawer units. Individual customer requirements can be realised by means of the Han-Modular® series. Combining various transmission media in one single connector results in lower expenditures in installation time and production downtime. Space savings and cost savings are further benefits. The easy extension possibilities secure the ideal solution for an actual as well as future safe design.

Highlights


-  **Combination of different connectors to one unit**
-  **Shorter installation times**
-  **Important space saving**
-  **Save money for components as well as for the whole industrial site**
-  **Future safe design due to easy extensions**

System description



Technical characteristics

Specifications and approvals

- DIN EN 61984 / DIN EN 60664-1
- UL File No. E235076 / E318390 
- DNV GL Certificate No. TAE00003MY / TAA00002EU

PE system (hinged frame)	2 leading PE contacts
- Signal side	0.5 ... 2.5 mm ²
- Power side	4 ... 10 mm ²
	(10 mm ² with crimp tool 09 99 000 0374)

Limiting temperatures* -40 °C ... +125 °C

Flammability acc. to UL 94 V0

Working life

- Standard version > 500 mating cycles
- HMC version > 10.000 mating cycles

Material


- Hinged frames zinc die cast
- Modules polycarbonate
- Contacts copper alloy

* Some modules have a lower limiting temperature (i.e. pneumatic, optical as well as data transmission modules)

Configuration of the Han-Modular® connectors

Use the Han® Online Configurator and quickly and easily assemble your Han-Modular® interface and benefit from the advantages.

- Ensure the compatibility of the components with each other
- Selection always in view through interactive 3D visualization
- Documentation via download package for the complete interface
- Working in a team using the save, load and share function



You can find the Han® configurator at: www.harting.com/configurator

Hinged Frames Plus – the market standard



Suitable for more than 100 different modules



Quick and easy assembly supported by an audible “Click”



Very high mechanical stability



No tools for insertion and removal




2 leading PE contacts



PE termination 0.5 - 2.5 mm²
resp. 4 - 10 mm²

Spring mechanism enables easy handling



Clear marking of the module position

Hinged Frames Plus

Size	Hinged frames 6 B	Hinged frames 10 B	Hinged frames 16 B	Hinged frames 24 B
Number of modules	for 2 modules	for 3 modules	for 4 modules	for 6 modules
Hinged frames (A ... F)	09 14 006 0361	09 14 010 0361	09 14 016 0361	09 14 024 0361
Hinged frames (a ... f)	09 14 006 0371	09 14 010 0371	09 14 016 0371	09 14 024 0371
HMC Hinged frames (A ... F)	09 14 206 0303	09 14 210 0303	09 14 216 0303	09 14 224 0303
HMC Hinged frames (a ... f)	09 14 206 0313	09 14 210 0313	09 14 216 0313	09 14 224 0313

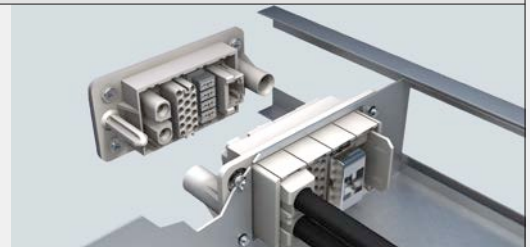
Accessories

Size	Han-Modular® Guard for hinged frames plus	Coding element Han® 6 B - 24 B	Guide pins / bushes Han® 6 B - 24 B	Han® 10 A frame for 1 module
Note	Guiding, colour coding, protection	6 codings	16 codings	
Part number	09 14 000 999x	09 14 000 9901	Male: 09 14 000 9908 Female: 09 14 000 9909	09 14 000 0304

* for pneumatic, optical as well as small contacts (≤ 5 A) guide pins and bushes are recommended

Docking frame

- Docking connector for drawer systems
- Robust, leading guide pins and bushes
- Cost saving polycarbonate frames
- Compatible with HMC up to 10.000 mating cycles
- Large tolerance compensation of ± 2 mm play (float mount with M4 adapter plate 09 14 000 9936)
- Removal of the modules with tool 09 99 000 0331



Docking frame

Size	Docking frames 6 B	Docking frames 10 B	Docking frames 16 B	Docking frames 24 B
Number of modules	for 2 modules	for 3 modules	for 4 modules	for 6 modules
Dimensions	65.8 x 33 mm	79.3 x 45 mm	94 x 45 mm	123.4 x 45 mm
float mounting (A ... F)	09 14 006 1701	09 14 010 1701	09 14 016 1701	09 14 024 1701
fix mounting (a ... f)	09 14 006 1711	09 14 010 1711	09 14 016 1711	09 14 024 1711
Cover		09 14 010 5701	09 14 016 5701	09 14 024 5701

Han-Modular® Hoods/Housings



Han-Modular® Hoods/Housings		Han-Modular® Compact	Han-Modular® Twin	Han-Modular® Eco	Han-Modular® Eco
	Hoods/Housings type Number of modules PE termination	Metal hoods/housings IP65 1 module 0.5 ... 10 mm ²	Metal hoods/housings IP65 2 modules 0.5 ... 10 mm ²	Plastic hoods/housings IP65 1 module without PE	Plastic hoods/housings IP65 1 module Pin 1 = PE
	Hoods - Carrier hoods - Hood side entry M25 - Hood top entry M25 - Hood top entry M32 - Cover	09 14 001 0311 19 14 001 0501 19 14 001 0401 19 14 001 0402 09 14 001 5402	09 14 002 0311 19 14 002 0501 19 14 002 0401 19 14 002 0402	09 14 001 0420	09 14 001 0421
	Housings - Bulkhead-mounted housing - Cable to cable housing - Cover	09 14 001 0301 09 14 001 0301 + Hood 09 14 001 5401	09 14 002 0301 09 14 002 0301 + Hood 09 14 002 5401	09 14 001 0320 09 14 001 0720	09 14 001 0321 09 14 001 0721
	Coding elements	09 14 000 997x		09 14 000 9929	09 14 000 9929
Han-Modular® Hoods/Housings		Han-Eco® Modular	Han-Yellock®	Han-Modular® Flexbox	Module clamp
	Hoods/Housings type Locking element Field of application Number of modules	Plastic hoods/housings IP65 Plastic levers Industrial applications 3, 4, 5, 7 modules	Metal hoods/housings IP65 Press-button Industrial applications 2, 4 modules	Plastic hoods/housings IP54 screw locking e.g. energy chain up to 4 x 4 modules	Plastic mounting frame IP20 Snap locking within switch cabinet 1 module
Part numbers	19 41 ...	11 ...	09 14 000 8...	09 14 000 0312 09 14 000 0313	
Hoods/housings for hinged frame		Han® B	Han® EMV	Han® M	Han® HPR
	Hoods/Housings type Locking element Field of application	Metal hoods/housings IP65 Han-Easy Lock® Industrial applications	Metal hoods/housings IP65 Han-Easy Lock® shielded connections	Metal hoods/housings IP65 Stainless steel levers Outdoor applications	Metal hoods/housings IP68 Screw locking Rail technology
	Sizes: - Han® 6 B for 2 modules - Han® 10 B for 3 modules - Han® 16 B for 4 modules - Han® 24 B for 6 modules - Han® L32 B for 8 modules				
Part numbers	09 30 ... / 19 30 ...	09 62 ... / 19 62 ...	09 37... / 19 37...	09 40 ... / 19 40 ...	
Hoods/housings for hinged frame		Han® HMC	Han-Snap®	Grip panel	Docking frame
	Hoods/Housings type Locking element Field of application	Metal hoods/housings IP65 Han-Easy Lock® up to 10.000 mating cycles	Plastic adapter IP20 Snap locking within switch cabinet	Metal mounting frame IP20 Screw locking within switch cabinet	Metal frame IP20 without locking for drawer systems
	Sizes: - Han® 6 B for 2 modules - Han® 10 B for 3 modules - Han® 16 B for 4 modules - Han® 24 B for 6 modules				
Part numbers	09 30 2 ... / 19 30 2 ...	09 33 ...	09 00 0xx 56 ...	09 30 0xx 1704	

For more details and part numbers refer to catalogue "Industrial Connectors Han®" as well as the HARTING eCatalogue















Crimp Contacts and Crimping Tools



5A - D-Sub	Cross-section / Wire gauge				Male contact	Female contact	Male contact	Female contact
	(mm ²)	(AWG)			(gold plated)	(gold plated)	(HMC gold plated)	(HMC gold plated)
	0.09 - 0.25	28 - 24						
	0.13 - 0.33	26 - 22			09 67 000 5576	09 67 000 5476	09 67 000 5570	09 67 000 5470
	0.25 - 0.52	24 - 20			09 67 000 8576	09 67 000 8476	09 67 000 8570	09 67 000 8470
10A - Han D®	Cross-section / Wire gauge		Male contact	Female contact	Male contact	Female contact	Male contact	Female contact
	(mm ²)	(AWG)	(silver plated)	(silver plated)	(gold plated)	(gold plated)	(HMC gold plated)	(HMC gold plated)
	0.14 - 0.37	26 - 22	09 15 000 6104	09 15 000 6204	09 15 000 6124	09 15 000 6224	09 15 200 6124	09 15 200 6224
	0.5	20	09 15 000 6103	09 15 000 6203	09 15 000 6123	09 15 000 6223	09 15 200 6123	09 15 200 6223
	0.75	18	09 15 000 6105	09 15 000 6205	09 15 000 6125	09 15 000 6225	09 15 200 6125	09 15 200 6225
1	18	09 15 000 6102	09 15 000 6202	09 15 000 6122	09 15 000 6222	09 15 200 6122	09 15 200 6222	
1.5	16	09 15 000 6101	09 15 000 6201	09 15 000 6121	09 15 000 6221	09 15 200 6121	09 15 200 6221	
2.5	14	09 15 000 6106	09 15 000 6206	09 15 000 6126	09 15 000 6226	09 15 200 6126	09 15 200 6226	
16A - Han E®								
	0.14 - 0.37	26 - 22	09 33 000 6127	09 33 000 6227	09 33 000 6117	09 33 000 6217	09 33 200 6117	09 33 200 6217
	0.5	20	09 33 000 6121	09 33 000 6221	09 33 000 6122	09 33 000 6222	09 33 200 6122	09 33 200 6222
	0.75	18	09 33 000 6114	09 33 000 6214	09 33 000 6115	09 33 000 6215	09 33 200 6115	09 33 200 6215
	1	18	09 33 000 6105	09 33 000 6205	09 33 000 6118	09 33 000 6218	09 33 200 6118	09 33 200 6218
	1.5	16	09 33 000 6104	09 33 000 6204	09 33 000 6116	09 33 000 6216	09 33 200 6116	09 33 200 6216
	2.5	14	09 33 000 6102	09 33 000 6202	09 33 000 6123	09 33 000 6223	09 33 200 6123	09 33 200 6223
3	12	09 33 000 6106	09 33 000 6206					
4	12	09 33 000 6107	09 33 000 6207	09 33 000 6119	09 33 000 6221	09 33 200 6119	09 33 200 6221	
40A - Han® C								
	1.5	16	09 32 000 6104	09 32 000 6204			09 32 200 6114	09 32 200 6214
	2.5	14	09 32 000 6105	09 32 000 6205			09 32 200 6115	09 32 200 6215
	4	12	09 32 000 6107	09 32 000 6207			09 32 200 6117	09 32 200 6217
	6	10	09 32 000 6108	09 32 000 6208			09 32 200 6118	09 32 200 6218
10	8	09 32 000 6109	09 32 000 6209			09 32 200 6119	09 32 200 6219	
Crimping tools	Acc. to IEC 60352-2		09 99 000 0501	09 99 000 0021	09 99 000 0110	09 99 000 0377	09 99 000 0888	Removal tools
	D-Sub contacts		0.09 ... 0.82 mm ²					09 99 000 0368
	Han D® contacts			0.14 ... 1.5 mm ²	0.14 ... 1.5 mm ²		0.14 ... 2.5 mm ²	09 99 000 0012
	Han E® contacts			0.5 ... 2.5 mm ²	0.5 ... 4.0 mm ²		0.14 ... 4.0 mm ²	09 99 000 0319
Han® C contacts				1.5 ... 4.0 mm ²	4.0 ... 10.0 mm ²	1.5 ... 4.0 mm ²	09 99 000 0305	
Han® HC	Cross-section / Wire gauge		Male contact	Male contact	Female contact	Crimp dies	Battery hydraulic	Hand-Hydraulic
	(mm ²)	(AWG)	(silver plated)	(IP20 Touch-Proof)	(silver plated)	acc. to DIN 46235	crimping tool	crimping tool
	10		09 11 000 6131	09 11 000 7100	09 11 000 6231	09 99 000 0852		
	16		09 11 000 6132	09 11 000 7101	09 11 000 6232	09 99 000 0853		
	25		09 11 000 6133	09 11 000 7102	09 11 000 6233	09 99 000 0854		
	10		09 11 000 6114		09 11 000 6214	09 99 000 0852		
	16		09 11 000 6116		09 11 000 6216	09 99 000 0853		
	25		09 11 000 6125		09 11 000 6225	09 99 000 0854		
	35		09 11 000 6135		09 11 000 6235	09 99 000 0855		
25		09 11 000 6120	09 11 000 7120	09 11 000 6220	09 99 000 0854			
35		09 11 000 6121	09 11 000 7121	09 11 000 6221	09 99 000 0855			
50		09 11 000 6122	09 11 000 7122	09 11 000 6222	09 99 000 0856			
70		09 11 000 6123	09 11 000 7123	09 11 000 6223	09 99 000 0857			
70			09 11 000 7535	09 11 000 6635	09 99 000 0867	09 99 000 0860 (120 kN)	09 99 000 0861 (120 kN)	
95			09 11 000 7536	09 11 000 6636	09 99 000 0868			
120			09 11 000 7537	09 11 000 6637	09 99 000 0869			











Power and Signal Modules – Field assembly



	Han® 300A PE module	Han® 200 A Axial module	Han® 200 A PE module	Han® 100 A Axial module	Han® PE module	
100 - 300 A	 1 x PE* 300 A Axial screw termination	 1 contact* 200 A / 1000 V Axial screw termination	 1 x PE* 200 A Axial screw termination	 2 contacts* 100 A / 1000 V Axial screw termination	 1 x PE 100 A Axial screw termination	
		95 ... 120 mm ²	40 ... 70 mm ²	40 ... 70 mm ²	16 ... 35 mm ²	16 ... 35 mm ²
	(M)	09 14 001 2681	09 14 001 2662	09 14 001 2667	09 14 002 2651	09 14 001 2633
	(F)	09 14 001 2781	09 14 001 2762	09 14 001 2767	09 14 002 2751	09 14 001 2733
			25 ... 40 mm ²	25 ... 40 mm ²	10 ... 25 mm ²	10 ... 25 mm ²
	(M)		09 14 001 2663	09 14 001 2668	09 14 002 2653	09 14 001 2632
(F)		09 14 001 2763	09 14 002 2768	09 14 002 2753	09 14 001 2732	
40 - 70 A	Han® 70 A Axial module	Han® 70 A Hybrid module	Han® 40A Axial module	Han® C Axial module		
	 2 contacts 70 A / 1000 V Axial screw termination	 1 + (4 x Han E) 70 A / 1000 V Axial screw termination	 2 contacts 40 A / 1000 V Axial screw termination	 3 contacts 40 A / 690 V Axial screw termination		
		14 ... 22 mm ²	14 ... 22 mm ²	6 ... 10 mm ²	6 ... 10 mm ²	
	(M)	09 14 002 2647	09 14 005 2647	09 14 002 2602	09 14 003 2602	
	(F)	09 14 002 2742	09 14 005 2742	09 14 002 2702	09 14 003 2702	
		6 ... 16 mm ²	6 ... 16 mm ²	2.5 ... 8 mm ²	2.5 ... 8 mm ²	
(M)	09 14 002 2646	09 14 005 2646	09 14 002 2601	09 14 003 2601		
(F)	09 14 002 2741	09 14 005 2741	09 14 002 2701	09 14 003 2701		
10 - 16 A	Han E® Quick Lock module	Han® EE Quick Lock module	Han® ES module	Han E® screw module	Han DD® Quick Lock Modul	
	 6 contacts 16 A / 500 V Quick Lock termination 0.5 ... 2.5 mm ²	 8 contacts 16 A / 400 V Quick Lock termination 0.5 ... 2.5 mm ²	 5 contacts 16 A / 400 V Cage clamp termination 0.14 ... 2.5 mm	 5 contacts 16 A / 230/400 V Screw termination 0.5 ... 2.5 mm ²	 12 contacts 10 A / 250 V Quick Lock termination 0.25 ... 1.5 mm ²	
	(M)	09 14 006 2633	09 14 008 2633	09 14 005 2616	09 14 005 2601	09 14 012 2632
	(F)	09 14 006 2733	09 14 008 2733	09 14 005 2716	09 14 005 2701	09 14 012 2732

Pneumatic Modules

























	Pneumatic module	Contacts (≤ 10 bar)			Module
3 - 6 mm Tubes					Number of contacts: 3 
	For tube diameter Ø	6 mm OD	4 mm OD	3 mm OD	Male module (M) 09 14 003 3501
	Male contact	09 14 000 6356	09 14 000 6354	09 14 000 6353	Female module (F) 09 14 003 3501
	Female without shut-off	09 14 000 6456	09 14 000 6454	09 14 000 6453	
	Female with shut-off	09 14 000 6466	09 14 000 6464	09 14 000 6463	
8 + 10 mm Tubes					Number of contacts: 2* 
	For tube diameter Ø	8 mm OD	10 mm OD	10 mm ID	Male module (M) 09 14 002 3501
	Male contact	09 14 000 6358	09 14 000 6350	09 14 000 6310	Female module (F) 09 14 002 3502
	Female without shut-off	09 14 000 6458	09 14 000 6450	09 14 000 6410	
	Female with shut-off	09 14 000 6468	09 14 000 6460	09 14 000 6411	

(M) = Part numbers Male Module (F) = Part numbers Female Module * Double module, requires two places in the frame

Power and Signal Modules – Crimp termination



		Han® PE module (Including crimp contact for earthing)				
PE			1 x PE 35 mm ² Crimp termination, Han® HC	1 x PE 25 mm ² Crimp termination, Han® HC	1 x PE 16 mm ² Crimp termination, Han® HC	1 x PE 10 mm ² Crimp termination, Han® HC
	Male module (M)		09 14 001 3074	09 14 001 3073	09 14 001 3072	09 14 001 3071
	Female module (F)		09 14 001 3174	09 14 001 3173	09 14 001 3172	09 14 001 3171
70 - 300 A						
		1 contact* 300 A / 1000 V 70 ... 120 mm ² Crimp termination, Han® HC	1 contact* 200 A / 1000 V 25 ... 70 mm ² Crimp termination, Han® HC	2 contacts* 100 A / 1000 V 10 ... 35 mm ² Crimp termination, Han® HC	1 contact 100 A / 830 V 10 ... 35 mm ² Crimp termination, Han® HC	2 contacts 70 A / 1000 V 6 ... 25 mm ² Crimp termination, Han® HC
	(M)	09 14 001 3004	09 14 001 3003	09 14 002 3051	09 14 001 3031	09 14 002 3041
	(F)	09 14 001 3104	09 14 001 3103	09 14 002 3151	09 14 001 3131	09 14 002 3141
40 A						
		2 contacts 40 A / 1000 V 1.5 ... 10 mm ² Crimp termination, Han® C	3 contacts 40 A / 690 V 1.5 ... 6 mm ² Crimp termination, Han® C	4 contacts 40 A / 830 V 1.5 ... 6 mm ² Crimp termination, Han® C	3 + 4 contacts 40 A + 10 A / 830 V 0.14 ... 6 mm ² Crimp, Han® C + Han D®	2 contacts* 40 A 2900/5000 V 1.5 ... 10 mm ² Crimp termination, Han® C
	(M)	09 14 002 3002	09 14 003 3001	09 14 004 3041	09 14 007 3001	09 14 002 3023
	(F)	09 14 002 3102	09 14 003 3101	09 14 004 3141	09 14 007 3101	09 14 002 3123
16 A						
		6 contacts 16 A / 500 V 0.14 ... 4 mm ² Crimp termination, Han E®	6 contacts 16 A / 830 V 0.14 ... 4 mm ² Crimp termination, Han E®	8 contacts 16 A / 400 V 0.14 ... 4 mm ² Crimp termination, Han E®	20 contacts* 16 A / 500 V 0.14 ... 4 mm ² Crimp termination, Han E®	2 contacts 16 A / 2500 V 0.14 ... 4 mm ² Crimp termination, Han E®
	(M)	09 14 006 3001	09 14 006 3041	09 14 008 3001	09 14 020 3001	09 14 002 3025
	(F)	09 14 006 3101	09 14 006 3141	09 14 008 3101	09 14 020 3101	09 14 002 3125
10 - 16 A						
		4 + 2 + shielding 16 A + 10 A / 400 V 0.14 ... 4 mm ² Crimp, Han E® + Han D®	12 contacts 10 A / 250 V 0.14 ... 2.5 mm ² Crimp termination, Han D®	17 contacts 10 A / 150 V 0.14 ... 2.5 mm ² Crimp termination, Han D®	36 contacts* 10 A / 400 V 0.14 ... 2.5 mm ² Crimp termination, Han D®	42 contacts* 10 A / 150 V 0.14 ... 2.5 mm ² Crimp termination, Han D®
	(M)	09 14 006 3021	09 14 012 3002	09 14 017 3001	09 14 036 3002	09 14 042 3001
	(F)	09 14 006 3121	09 14 012 3102	09 14 017 3101	09 14 036 3102	09 14 042 3101
≤ 10 A						
		25 contacts 4 A / 50 V 0.08 ... 0.52 mm ² Crimp termination, D-Sub	36 contacts 4 A / 32 V 0.14 ... 0.52 mm ² Crimp termination, D-Sub	To fill-up empty module places	To fill-up empty module places, additional guiding function	2 contacts with relay function (last mate - first break) Crimp termination, Han E® Relay contacts necessary
	(M)	09 14 025 3001	09 14 036 3001	09 14 000 9950	09 14 003 3050	09 14 003 3051
	(F)	09 14 025 3101	09 14 036 3101		09 14 003 3150	09 14 003 3151

(M) = Part numbers Male Module (F) = Part numbers Female Module * Double module, requires two places in the frame

Data Transfer Modules



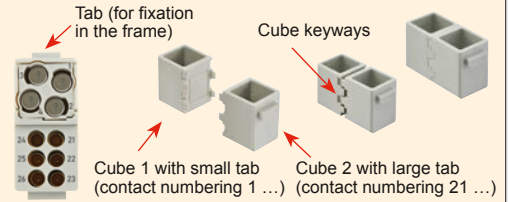
Han® RJ45 module		for patch cable	for IDC	for patch cable	for IDC and preLink	
Han® RJ45 Modules	<ul style="list-style-type: none"> - 8 contacts - cat. 6A - 10 Gbit/s 					
	Part numbers	Male module (M) 09 14 001 4623	Male module (M) 09 14 001 4623	Female module (F) 09 14 001 4721	Female module (F) 09 14 001 4722	
		Adapter for patch cable: 09 14 000 9966	RJ Industrial IDC: 09 45 400 1560		RJ45 female IDC: 09 14 545 1561	
		Patch cable cat. 6: 09 47 474 71xx			RJ45 female preLink: 09 14 008 4720	
Han® M12 Modules	Han® M12 module	Han® M12 GND module	Han® M12 inserts (cable Ø 5.5 ... 8.7 mm)			
			M12 insert X-Coded	M12 insert D-Coded	M12 insert A-Coded	
	Module for two Han® M12 inserts	Version with additional shielding termination to the hinged frame	10 Gbit/s (cat. 6A) 8 contacts + shielding 0.5 A / 32 V 0.09 ... 0.25 mm ² Crimp termination, <i>har-speed</i>	100 Mbit/s (cat. 5e) 4 contacts + shielding 4 A / 32 V 0.09 ... 0.52 mm ² Crimp termination, D-Sub	8 contacts + shielding 2 A / 30 V 0.13 ... 0.33 mm ² Crimp termination, M12	
	(M)	09 14 002 3061	09 14 002 3062	09 14 881 1805	09 14 881 1405	09 14 821 1805
	(F)	09 14 002 3160	09 14 002 3162	09 14 881 2805	09 14 881 2405	09 14 821 2805
Han-Quintax® modules	Han-Quintax® module	Han-Quintax® inserts (cable Ø 3 ... 9.5 mm)				
		Han-Quintax® insert	Han® High Density Quintax	Han® D Coax insert	Han® E Coax insert	
	Module for two Han-Quintax® inserts	100 Mbit/s (cat. 5e) 4 contacts + shielding 10 A / 50 V 0.14 ... 2.5 mm ² Crimp termination, Han® D	100 Mbit/s (cat. 5e) 8 contacts + shielding 5 A / 50 V 0.09 ... 0.52 mm ² Crimp termination, D-Sub	≤ 500 Mhz / 75 Ω 1 contact + shielding 10 A / 50 V 0.14 ... 2.5 mm ² Crimp termination, Han® D	≤ 500 Mhz / 50 Ω 1 contact + shielding 16 A / 50 V 0.14 ... 4 mm ² Crimp termination, Han® E	
	(M)	09 14 002 3004	09 15 004 3013	09 15 008 3013	09 15 001 3013	09 15 001 3023
	(F)	09 14 002 3104	09 15 004 3113	09 15 008 3113	09 15 001 3113	09 15 001 3123
<i>Optional shield connection to the hinged frame with the Han-Quintax metal adapter 09 14 000 9915</i>						
Han® Gigabit & Han® Megabit Modules	Adapter module	Han® Gigabit / Han® Megabit inserts (cable Ø ≤ 14 mm)				
		Han® Gigabit insert	Han® Gigabit cat. 8 insert	Han® Megabit insert	Han® Megabit insert	
	Module for one - Han Gigabit insert - Han Megabit insert - Han Shielded insert	10 Gbit/s (cat. 6A) 8 contacts + shielding 5 A / 60 V DC 0.09 ... 0.52 mm ² Crimp termination, D-Sub	40 Gbit/s (cat. 8.2) 8 contacts + shielding 5 A / 60 V DC 0.09 ... 0.52 mm ² Crimp termination, D-Sub	2 cable entries Ø 10 mm 2 x 100 Mbit/s (cat. 5e) 2 x 4 contacts + shielding 10 A / 50 V 0.14 ... 2.5 mm ² Crimp termination, Han® D	1 cable entry 1 Gbit/s (cat. 5e) 2 x 4 contacts + shielding 10 A / 50 V 0.14 ... 2.5 mm ² Crimp termination, Han® D	
	(M)	09 14 001 3011	09 14 008 3011	09 14 008 3034	09 14 008 3016	09 14 008 3021
	(F)	09 14 001 3111	09 14 008 3111	09 14 008 3134	09 14 008 3116	09 14 008 3121
(M)	With shield connection to the hinged frame	09 14 008 3012	09 14 008 3035	09 14 008 3017	09 14 008 3022	
(F)		09 14 008 3112	09 14 008 3135	09 14 008 3117	09 14 008 3122	
Shielded Modules	Han® Shielded insert	Han® Shielded module basic+	Han® D-Sub module	Han® USB module		
	20 contacts + shielding 4 A / 32 V 0.09 ... 0.52 mm ² Crimp termination, D-Sub	27 contacts + shielding 4 A / 32 V 0.09 ... 0.52 mm ² Crimp termination, D-Sub	9 contacts + shielding 5 A / 50 V 0.09 ... 0.52 mm ² Crimp termination, D-Sub	8 contacts + shielding 1 A / 50 V (USB 3.0) for USB Patchkabel		
(M)	09 14 020 3013	09 14 027 3022	09 14 009 3001	09 14 001 4601		
(F)	09 14 020 3113	09 14 027 3122	09 14 009 3101	09 14 001 4703		

(M) = Part numbers Male Module (F) = Part numbers Female Module * Double module, requires two places in the frame

Han-Modular® Domino Module



Just as dominoes have two separate squares, a domino module is made up of two building blocks or cubes. The cubes can be flexibly joined to form modules as required. A Han-Modular® Domino module therefore enables the transmission of power, signals, data or compressed air, as male and female contacts can be combined in one domino module. **Each domino module consists of a cube with a small tab and a cube with a large tab.**



Han® Domino Module		Han® EE Cube	Han® DD Cube	Han® HD Cube	Pneumatic Cube
		4 contacts 16 A / 400 V 0.14 ... 4 mm ² Crimp termination, Han® E	6 contacts 10 A / 250 V 0.14 ... 2.5 mm ² Crimp termination, Han® D	16 contacts 4 A / 32 V 0.09 ... 0.52 mm ² Crimp termination, D-Sub	1 contact ≤ 10 bar 3 + 4 + 6 mm
Male-Cube	small tab	09 14 904 1001	09 14 906 1001	09 14 916 1001	09 14 931 1001
Female-Cube	small tab	09 14 904 1101	09 14 906 1101	09 14 916 1101	09 14 931 1001
Male-Cube	large tab	09 14 904 2001	09 14 906 2001	09 14 916 2001	09 14 931 2001
Female-Cube	large tab	09 14 904 2101	09 14 906 2101	09 14 916 2101	09 14 931 2001

Han® Domino Module		Han® M12 Cube	Han® M12 GND Cube	Dummy Cube	
		for 1 Han® M12 insert (see data transfer modules)	for 1 Han® M12 insert (with shield connection to the hinged frame)	Place holder for extensions	
Male-Cube	small tab	09 14 921 1001	09 14 921 1002	09 14 900 1000	
Female-Cube	small tab	09 14 921 1101	09 14 921 1102	09 14 900 1000	
Male-Cube	large tab	09 14 921 2001	09 14 921 2002	09 14 900 2000	
Female-Cube	large tab	09 14 921 2101	09 14 921 2102	09 14 900 2000	

Further Modules



Coaxial & Optical Modules		Han® LC module	Han® SC module	Han® Multi module (D-Sub)	Han® Multi module (DIN)	Han® Multi double module*
		6 FO contacts (LC) single-mode multi-mode	4 FO contacts (SC) 1 mm POF single-mode multi-mode	4 Coax contacts 50 + 75 Ω (RG58, RG179, RG187, RG174, RG188, RG316)	4 Coax / FO contacts Coaxial 50 + 75 Ω 1 mm POF multi-mode	12 Coax / FO contacts Coaxial 50 + 75 Ω 1 mm POF multi-mode
(M)		09 14 006 4701	09 14 004 4701	09 14 004 4501	09 14 004 4501	09 14 012 4501
(F)		09 14 006 4711	09 14 004 4711	09 14 004 4513	09 14 004 4512	09 14 012 4512

Spezielle Module & Han-Smart®		Han-Eco® PE module	ID CAN module	ID Profinet module	Surge protection module	Ethernet-switch module*
		PE contact, for Han-Eco® hoods/housings only 1.5 ... 16 mm ² Screw termination	10 MB Flash Module for identifying industrial components CANopen communication	32 KB Flash Module for identifying industrial components Profinet communication	0.5 A / 24 V DC Surge protection for four single lines	4 Ports (RJ45) Full Gigabit Ethernet
(M)		19 41 001 2600	09 80 015 0100	09 80 615 0100	09 80 000 0101	
(F)		19 41 001 2700	09 80 115 0200	09 80 615 0200	09 80 003 0201	09 80 113 0400

(M) = Part numbers Male Module (F) = Part numbers Female Module * Double Module, requires two places in the frame



Pushing Performance
Since 1945

HARTING.com –
the gateway to your local website.

X-ON Electronics

Largest Supplier of Electrical and Electronic Components

Click to view similar products for [Heavy Duty Power Connectors](#) category:

Click to view products by [HARTING](#) manufacturer:

Other Similar products are found below :

[6646058-2](#) [6646137-1](#) [6646138-1](#) [6646940-1](#) [6651091-1](#) [6651525-1](#) [6651529-1](#) [696475-1](#) [702-32-01109](#) [73080255059](#) [7310205040001](#)
[765-16-0080B](#) [765-18-0080D](#) [MHDM35-15-K](#) [902-77-02113](#) [PS00/A0620/6300](#) [PS25/A0420/63](#) [AN0024023](#) [154-42B7WM250](#) [1643543-1](#)
[1766966-1](#) [1791340000](#) [NLDFT-3-BL-L-S120-M40A](#) [1926015-1](#) [NPS-3-BL-T6](#) [2-1589900-8](#) [9300480317](#) [294-0091-01100](#) [295-0068-](#)
[01100](#) [296-0040-01100](#) [1-6609148-0](#) [A32595-0049](#) [1766249-1](#) [19000005132](#) [1-966831-8](#) [AN0024202](#) [AN0264023](#) [279-0841-10100A](#) [281-](#)
[0334-00100A](#) [RMSB4](#) [419-2083-301](#) [LCDX4/0-14B-X](#) [075-8519-001](#) [078238-1613](#) [07.470.3256.0](#) [09000005288](#) [09140240311](#)
[09300240303](#) [09370009946](#) [09300160318ML](#)