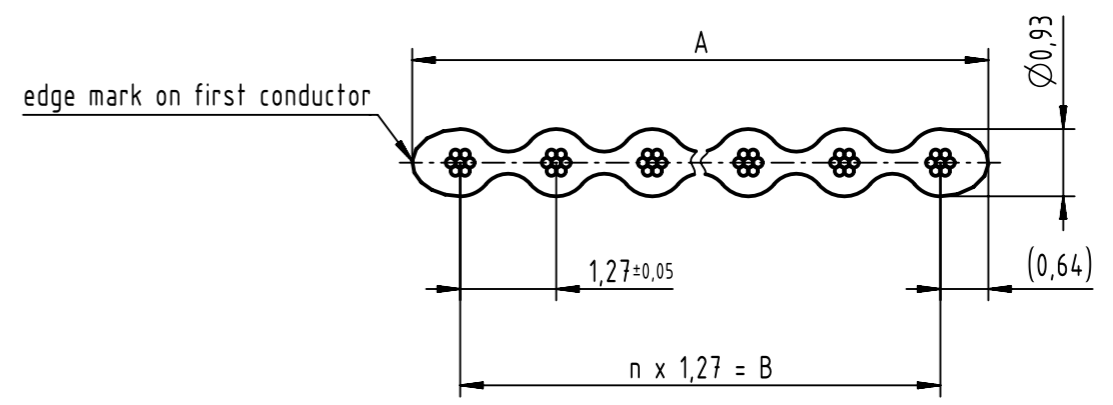


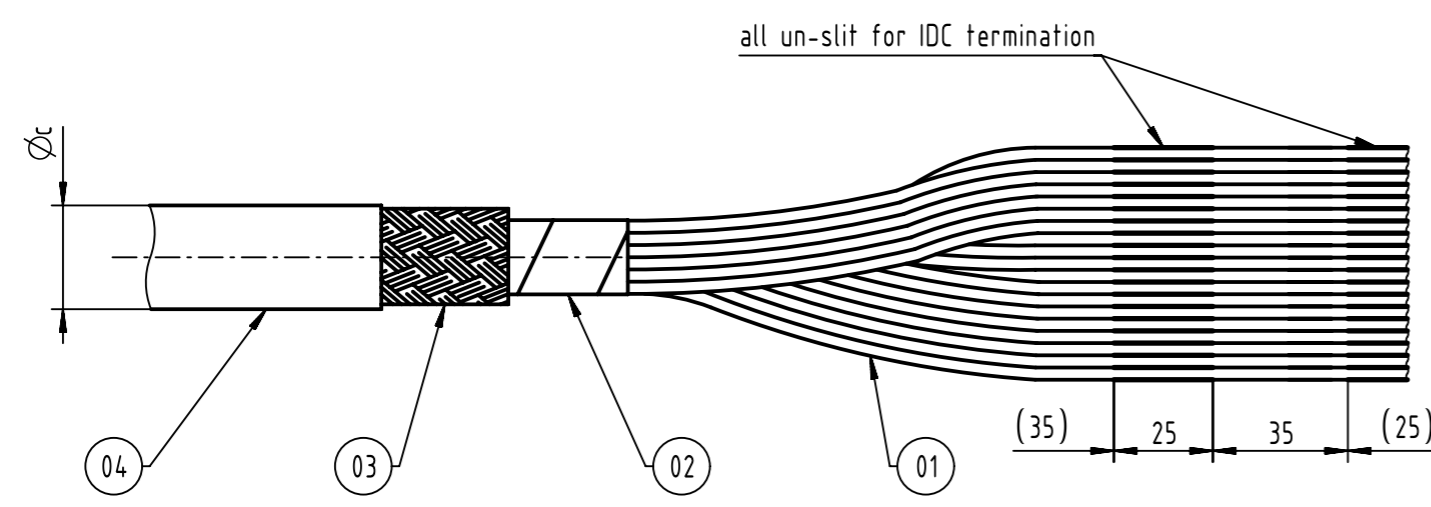
| part number | pole number | length per reel | A | n x 1,27 = B | c |
|----------------|-------------|------------------|-------------|-------------------------|------------|
| 09 18 009 7007 | 9 | 30,48 m (100 ft) | 11,43 ±0,2 | 8 x 1,27 = 10,16 ±0,2 | ∅6,4 ±0,2 |
| 09 18 010 7007 | 10 | | 12,70 ±0,2 | 9 x 1,27 = 11,43 ±0,2 | ∅6,4 ±0,2 |
| 09 18 014 7007 | 14 | | 17,78 ±0,2 | 13 x 1,27 = 16,51 ±0,2 | ∅7,2 ±0,2 |
| 09 18 015 7007 | 15 | | 19,05 ±0,2 | 14 x 1,27 = 17,78 ±0,2 | ∅7,3 ±0,2 |
| 09 18 016 7007 | 16 | | 20,32 ±0,2 | 15 x 1,27 = 19,05 ±0,2 | ∅7,4 ±0,2 |
| 09 18 020 7007 | 20 | | 25,40 ±0,2 | 19 x 1,27 = 24,13 ±0,2 | ∅7,8 ±0,2 |
| 09 18 025 7007 | 25 | | 31,75 ±0,25 | 24 x 1,27 = 30,48 ±0,25 | ∅9,0 ±0,3 |
| 09 18 026 7007 | 26 | | 33,02 ±0,25 | 25 x 1,27 = 31,75 ±0,25 | ∅9,0 ±0,3 |
| 09 18 034 7007 | 34 | | 43,18 ±0,3 | 33 x 1,27 = 41,91 ±0,3 | ∅10,2 ±0,4 |
| 09 18 037 7007 | 37 | | 46,99 ±0,3 | 36 x 1,27 = 45,72 ±0,3 | ∅10,4 ±0,4 |
| 09 18 040 7007 | 40 | | 50,80 ±0,3 | 39 x 1,27 = 49,53 ±0,3 | ∅11,3 ±0,4 |
| 09 18 050 7007 | 50 | | 63,50 ±0,4 | 49 x 1,27 = 62,23 ±0,4 | ∅11,6 ±0,4 |
| 09 18 060 7007 | 60 | | 76,20 ±0,5 | 59 x 1,27 = 74,93 ±0,5 | ∅13,0 ±0,4 |
| 09 18 064 7007 | 64 | | 81,28 ±0,5 | 63 x 1,27 = 80,01 ±0,5 | ∅13,3 ±0,4 |



| | | |
|-----------|----------|---------------|
| conductor | material | tinned copper |
| | gauge | AWG 28/7 |

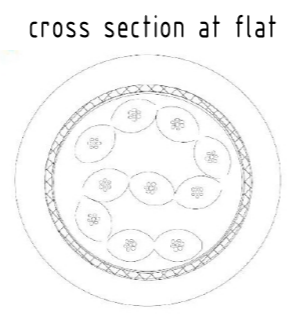
| | | |
|------------|-----------------|-----------------|
| insulation | material | PVC |
| | colour | grey (RAL 7032) |
| | polarity marker | blue |

| | | | |
|----------------|-----------------------|------------------------------------|----------------|
| technical data | test voltage A/A | > 2 kV at 50 Hz eff. over 1 minute | |
| | test voltage A/S | > 1 kV at 50 Hz eff. over 1 minute | |
| | insulation resistance | min. 100 MΩ/km at 20°C | |
| | conductor resistance | max. 216 Ω/km at 20°C | |
| | capacitance | max. 60 pF/m at 1 kHz | |
| | impedance (GSG) | app. 100Ω at 1 MHz | |
| | current | 2,1 A at 25°C | |
| | operating voltage | max. 300 V | |
| | temperature rating | static | -30°C to +75°C |
| | | operating | -20°C to +75°C |
| | flame resistant | acc. to UL 1581 Sec. 1061 | |
| | approvals | acc. to UL PLCC, CL2 | |



(the illustration of the cable is not true to scale)

- 01 flat cable, AWG 28/7
- 02 aluminium / polyester tape (spiral wrap)
- 03 minimum coverage tinned copper braid
- 04 outer jacket grey PVC



| | | | | | | |
|---|---------------------|---|-----------------------|-----------------------------|--------------------|--|
| | All rights reserved | Created by STORCK | Inspected by TADJE | Standardisation HOFFMANN | Date 2020-06-19 | State Final Release |
| | Department EL PD | Title SEK round flat cable with shielding AWG28/7 (grey) | | | | Doc-Key / ECM-Nr. 100790562/UGD/002/A 500000135932 |
| HARTING Electronics GmbH D-32339 Espelkamp | | Type TB | Number 09180XX7007 | | Rev. A | Page 1/1 |

X-ON Electronics

Largest Supplier of Electrical and Electronic Components

Click to view similar products for [Flat Cables](#) category:

Click to view products by [HARTING](#) manufacturer:

Other Similar products are found below :

[F28-A25G](#) [F28-A34G](#) [F28-A36G](#) [FST-23A-15](#) [AYT1510-US](#) [171-37G](#) [902220736002000](#) [902220736006000](#) [28100-0614](#) [9L28010-008-H300](#) [9L28014-008-H300](#) [F28-A24G](#) [F28-A60G](#) [28100-0571](#) [28100-0602](#) [28100-0650](#) [28100-0664](#) [336506-100SF](#) [336512-300](#) [336518](#) [336537-CUT-LENGTH](#) [3447/10-100](#) [362514100MSF](#) [40WDY00005](#) [AYT51163](#) [336506-300](#) [336508-300](#) [C374910](#) [3625/24100M](#) [3749/10-100](#) [375630](#) [3-971111-6](#) [1-1437356-3](#) [812504](#) [5-1437214-8](#) [3355/15](#) [40WBY00007](#) [3609/12](#) [3539/26-100](#) [5111196336](#) [607.5689.087](#) [607.5689.091](#) [3801/04](#) [8124/04](#) [3801/12](#) [902220736003000](#) [3625/22100MSF](#) [902220736005000](#) [902220736004000](#) [3625/22-30M](#)