

## SEK 2R 16P STD pre-assy cover W/O SR




Image is for illustration purposes only. Please refer to product description.

|                    |   |
|--------------------|---|
| Part number        | 09 18 116 9622  |
| Specification      | SEK 2R 16P STD pre-assy cover W/O SR  |
| HARTING eCatalogue | <a href="https://b2b.harting.com/09181169622">https://b2b.harting.com/09181169622</a> |

### Identification

|                            |                           |
|----------------------------|---------------------------|
| Category                   | Connectors                |
| Series                     | SEK Low-profile           |
| Element                    | PCB transition connectors |
| Description of the contact | Straight                  |

### Version

|                    |   |
|--------------------|---|
| Termination method | Solder termination<br>IDC termination                 |
| Connection type    | PCB to cable  |
| Number of contacts | 16  |
| Termination length | 2.9 mm  |
| Details            | for IDC flat cable 1.27 mm (0.050") pitch<br>AWG 28/7 |

### Technical characteristics

|                                    |                           |
|------------------------------------|---------------------------|
| Contact rows                       | 2                         |
| Contact spacing (termination side) | 2.54 mm                   |
| Contact spacing (mating side)      | 1.27 mm                   |
| Mounting height                    | 5.5 mm                    |
| Rated current                      | 2.6 A                     |
| Insulation resistance              | $>10^9 \Omega$            |
| Contact resistance                 | $\leq 35 \text{ m}\Omega$ |
| Limiting temperature               | -55 ... +105 °C           |



Pushing Performance

## Technical characteristics

|                           |                             |
|---------------------------|-----------------------------|
| Test voltage $U_{r.m.s.}$ | 1 kV                        |
| Isolation group           | II ( $400 \leq CTI < 600$ ) |

## Material properties

|   |   |
|---|---|
| Material (insert)                         | Thermoplastic resin (PBT)                             |
| Colour (insert)                           | Grey  |
| Material (contacts)                       | Copper alloy  |
| Surface (contacts)                        | Sn over Ni Mating side<br>Sn over Ni Termination side |
| Material flammability class acc. to UL 94 | V-0   |
| RoHS                                      | compliant   |
| ELV status                                | compliant   |
| China RoHS                                | e   |
| REACH Annex XVII substances               | No  |
| REACH ANNEX XIV substances                | No  |
| REACH SVHC substances                     | No  |
| California Proposition 65 substances      | Yes   |
| California Proposition 65 substances      | Nickel<br>Lead<br>Antimony trioxide                   |

## Specifications and approvals

|                |  |
|----------------|--|
| Specifications | IEC 60603-13   |
| UL / CSA       | UL 1977 ECBT2.E102079<br>CSA-C22.2 No. 182.3 ECBT8.E102079 |

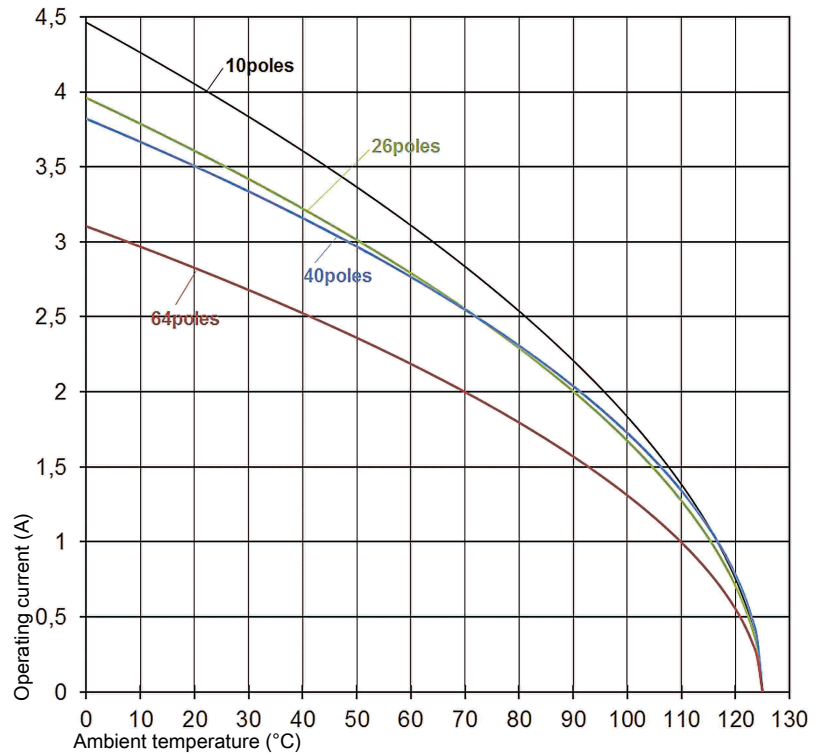
## Commercial data

|                                |   |
|--------------------------------|---|
| Packaging size                 | 100   |
| Net weight                     | 3.5 g   |
| Country of origin              | China   |
| European customs tariff number | 85366990                                      |
| eCl@ss                         | 27460202 PCB connector (conductor connection) |

### Current carrying capacity

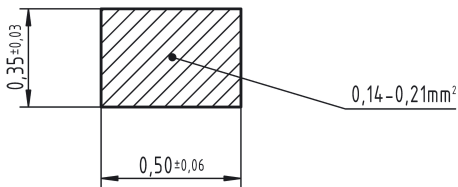
The current carrying capacity of the connectors is limited by the thermal load capability of the contact element material including the connections and the insulating parts. The derating curve is therefore valid for currents which flow constantly (non-intermittent) through each contact element of the connector evenly, without exceeding the allowed maximum temperature.

Measuring and testing techniques acc. to IEC 60512-5-2



Derating curve 80%

### Cross section of solder termination



## X-ON Electronics

Largest Supplier of Electrical and Electronic Components

*Click to view similar products for [Headers & Wire Housings](#) category:*

*Click to view products by [HARTING](#) manufacturer:*

Other Similar products are found below :

[892-18-020-10-001101](#) [58102-G61-06LF](#) [582553-1](#) [0009485154](#) [009176003701906](#) [0050291907](#) [LY20-4P-DT1-P1E-BR](#) [02.125.8002.8](#)  
[609-3404](#) [61062-3](#) [622-0430](#) [622-3653LF](#) [63453-116](#) [636-1030](#) [636-1427](#) [636-3427](#) [636-4007](#) [641938-9](#) [641991-4](#) [644827-2](#) [65817-010LF](#)  
[65817-015LF](#) [65863-015LF](#) [66207-023LF](#) [67095-007LF](#) [67601157](#) [68648-049](#) [70.362.1628.0](#) [70-4210](#) [70-4226B](#) [70-4853B](#) [707-5020](#) [707-](#)  
[5028](#) [71.350.2428.0](#) [71918-208LF](#) [71961-016LF](#) [733-134](#) [733-162](#) [754199-000](#) [760-3052](#) [787-8014-00](#) [79531-3000](#) [FCN-360C032-B](#) [FCN-](#)  
[367T-T012/H](#) [FCN-723D010/2](#) [80.063.4001.1](#) [800-90-001-10-001000](#) [800-90-010-10-002000](#) [801-43-002-10-013000](#) [801-43-006-10-002000](#)