

Contents	Page
Hoods/Housings, metal Han® 3 A.....	<b>Han 31.4</b>
Hoods/Housings, thermoplastic Han® 3 A.....	<b>Han 31.11</b>
Standard hoods/housings Han® 10 ... 32 A.....	<b>Han 31.19</b>
Standard hoods/housings Han® B.....	<b>Han 31.30</b>
Han® Easy Hood hoods/housings .....	<b>Han 31.90</b>
Han-Drive® hoods/housings .....	<b>Han 31.94</b>
Han® 3 M hoods/housings.....	<b>Han 31.98</b>
Han® M hoods/housings.....	<b>Han 31.104</b>
Han® 3 EMC hoods/housings.....	<b>Han 31.125</b>
Han® EMC hoods/housings.....	<b>Han 31.130</b>
Han® EMC/B hoods/housings .....	<b>Han 31.137</b>
Han® 3 HPR hoods/housings .....	<b>Han 31.157</b>
Han® HPR hoods/housings .....	<b>Han 31.172</b>
Han-INOX® hoods/housings.....	<b>Han 31.203</b>

Housings

**Han® 3 A Standard Hoods/Housings**  
**Metal hoods/housings for industrial applications**

Material	zinc die-cast
Colour	RAL 7037 (grey)
Surface	powder-coated
Locking element	steel, zinc-plated
Lever type	lever, metal
Hoods/Housings seal	NBR
Limiting temperatures	-40 °C ... +125 °C
Approval acc. to UL 50	NEMA Type 12
Flammability acc. to UL 94	V 0
Degree of protection acc. to DIN EN 60 529 for coupled connector	IP44 IP65 / IP67 is achieved with seal screw 09 20 000 9918

**Han-Drive® Housings for motor applications**

Material	aluminium die-cast
Colour	non coloured / RAL 7037 (grey)
Surface	electrical conductive / powder-coated / unpainted
Locking element	stainless steel
Lever type	Han-Easy Lock®
Hoods/Housings seal	NBR
Limiting temperatures	-40 °C ... +125 °C
Approval acc. to UL 50	NEMA Type 4/4X/12
Degree of protection acc. to DIN EN 60 529 for coupled connector	IP65

**Han® 3 A Hoods/Housings**  
**Plastic hoods/housings for industrial applications**

Material	polycarbonate
Colour	RAL 7032 (light grey) / RAL 9005 (black)
Locking element	polyamide
Lever type	lever, plastic
Hoods/Housings seal	NBR
Limiting temperatures	-40 °C ... +125 °C
Approval acc. to UL 50	NEMA Type 4/4X/12
Flammability acc. to UL 94	V 0
Degree of protection acc. to DIN EN 60 529 for coupled connector	IP44 IP65 / IP67 is achieved with seal screw 09 20 000 9918

**Han® 3 M Hoods/Housings**  
**Hoods/Housings for higher environmental requirements**

Material	zinc die-cast
Colour	RAL 9005 (black)
Surface	- Top coat epoxy powder paint
Locking element	stainless steel
Lever type	lever, metal
Hoods/Housings seal	FPM
Limiting temperatures	-40 °C ... +125 °C
Corrosion resistance	ASTM B117-09 (500 h)
Degree of protection acc. to DIN EN 60 529 for coupled connector	IP65, IP67

**Han® Standard Hoods/Housings**  
**Metal hoods/housings for industrial applications**

Material	aluminium die-cast
Colour	RAL 7037 (grey)
Surface	powder-coated
Locking element	stainless steel
Lever type	Han-Easy Lock®
Hoods/Housings seal	NBR
Limiting temperatures	-40 °C ... +125 °C
Approval acc. to UL 50	NEMA Type 4/4X/12
Degree of protection acc. to DIN EN 60 529 for coupled connector	IP65, IP66, IP67

**Han® M Hoods/Housings**  
**Hoods/Housings for higher environmental requirements**

Material	aluminium die-cast
Colour	RAL 9005 (black)
Surface	- Top coat epoxy powder paint
Locking element	stainless steel
Lever type	lever, metal
Hoods/Housings seal	FPM
Limiting temperatures	-40 °C ... +125 °C
Approval acc. to UL 50	NEMA Type 4/4X/12
Corrosion resistance	ASTM B117-09 (500 h)
Degree of protection acc. to DIN EN 60 529 for coupled connector	IP65, IP66, IP67

## Han® 3 EMC Hoods/Housings Hoods/Housings for higher EMC requirements

Material	zinc die-cast
Colour	non coloured
Surface	electrical conductive
Locking element	steel, zinc-plated
Lever type	lever, metal
Hoods/Housings seal	NBR
Limiting temperatures	-40 °C ... +125 °C
Approval acc. to UL 50	NEMA Type 12
Degree of protection acc. to DIN EN 60 529 for coupled connector	IP44 IP65 / IP67 is achieved with seal screw 09 20 000 9918

## Han-INOX® Hoods/Housings for higher corrosion requirements

Material	stainless steel
Colour	non coloured
Surface	electrical conductive
Locking element	stainless steel
Lever type	lever, metal
Hoods/Housings seal	NBR
Limiting temperatures	-40 °C ... +125 °C
Approval acc. to UL 50	NEMA Type 4/4X/12
Degree of protection acc. to DIN EN 60 529 for coupled connector	IP65
- Size Han® 3 A	IP65, IP67

## Han® EMC Hoods/Housings Hoods/Housings for higher EMC requirements

Material	aluminium die-cast
Colour	non coloured
Surface	electrical conductive
Locking element	
- Screw locking	M5
- Material	stainless steel
- Tightening torque	3 Nm
Hoods/Housings seal	NBR
Limiting temperatures	-40 °C ... +125 °C
Approval acc. to UL 50	NEMA Type 4/4X/12
Degree of protection acc. to DIN EN 60 529 for coupled connector	IP65

## Han® 3 HPR Hoods/Housings Hoods/Housings for harsh environmental requirements

Material	zinc die-cast
Colour	RAL 9005 (black)
Surface	
- Top coat	epoxy powder paint / chromated
Locking element	
- Screw locking	M4
- Material	stainless steel
- Tightening torque	2 Nm
Hoods/Housings seal	NBR
Limiting temperatures	-40 °C ... +125 °C
Corrosion resistance	ASTM B117-09 (500 h)
Degree of protection acc. to DIN EN 60 529 for coupled connector	IP65 / IP68 / IP69K

**Attention**  
If inserts of the series Han® Q and Han A® are used, the seal on the insert must be removed. The sealed screw of the insulation body must be replaced by the sealed screw of the hood.  
For angled bulkhead or surface mounted housings with through holes in the mounting flange the user must make sure, that the fixing screws seal to the inner part of the housing.

## Han® EMC/B Hoods/Housings Hoods/Housings for higher EMC requirements

Material	
- Hoods/Housings	aluminium die-cast
- shielded frames	zinc die-cast alloy
Colour	non coloured
Surface	
- Hoods/Housings	electrical conductive
- shielded frames	electrical conductive
Locking element	stainless steel
Lever type	Han-Easy Lock®
Hoods/Housings seal	NBR
Limiting temperatures	-40 °C ... +125 °C
Approval acc. to UL 50	NEMA Type 4/4X/12
Degree of protection acc. to DIN EN 60 529 for coupled connector	IP65, IP66

## Han® HPR Hoods/Housings Hoods/Housings for harsh environmental requirements

Material	aluminium die-cast, corrosion resistant
Colour	RAL 9005 (black)
Surface	
- Top coat	epoxy powder paint
Locking element	
- Screw locking	M6
- Material	stainless steel
- Tightening torque	4 Nm
- Toggle locking	
- Material	stainless steel
Hoods/Housings seal	NBR
Limiting temperatures	-40 °C ... +125 °C
Approval acc. to UL 50	NEMA Type 4/4X/12
Corrosion resistance	ASTM B117-09 (500 h)
Degree of protection acc. to DIN EN 60 529 for coupled connector	IP65 / IP66 / IP68 / IP69K

## Features

- Standard Hoods/housings for industrial applications
- Slim, space saving construction type

## Technical characteristics



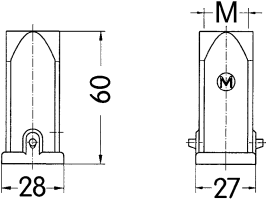

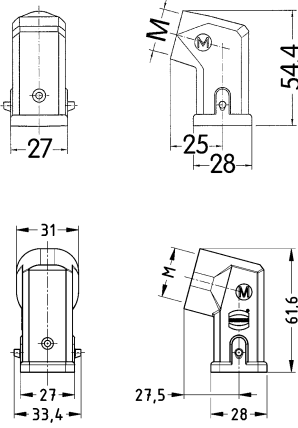

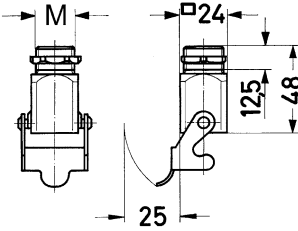
Limiting temperature	-40 ... +125 °C
Degree of protection acc. to IEC 60529	IP44, IP65 / IP67, with seal screw 09 20 000 9918
Type rating acc. to UL 50 / UL 50E	12
Material (hood/housing)	Zinc die-cast
Surface (hood/housing)	Powder-coated
Colour (hood/housing)	RAL 7037 (dust grey)
Material (seal)	NBR
Material (locking)	Steel
Surface (locking)	Zinc plated
RoHS	compliant with exemption, compliant

## Specifications and approvals




UL 1977 ECBT2.E235076  
 CSA-C22.2 No. 182.3 ECBT8.E235076  
 DNV GL



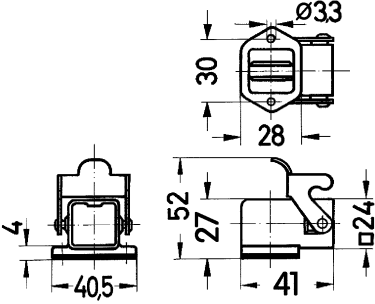

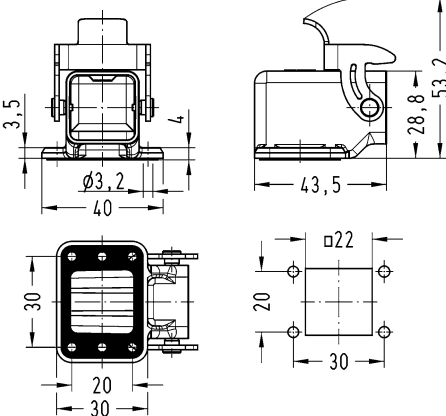

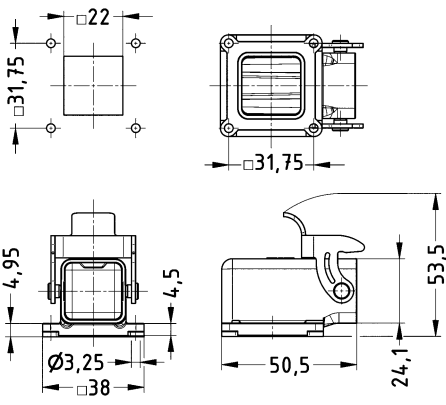


Standard Hoods/housings for industrial applications  
Single locking lever

Identification	Cable entry	Cable diameter (mm)	Part number	Drawing (dimensions in mm)
Han A®, Hood, With integrated cable gland, Top entry, IP44, IP65 / IP67 with seal screw 09 20 000 9918  	1x Integrated 1x Integrated	6 ... 12 11 ... 17	19 20 003 1421 19 20 003 1422	
Han A®, Hood, Top entry, IP44, IP65 / IP67 with seal screw 09 20 000 9918  	1x M20 1x M25		19 20 003 1440 19 20 003 1445	
Han A®, Hood, Side entry, IP44, IP65 / IP67 with seal screw 09 20 000 9918  	1x M20 1x M25		19 20 003 1640 19 20 003 1645	
Han A®, Screw mounted housing, IP44, IP65 / IP67 with seal screw 09 20 000 9918  	1x M20		19 20 003 1150	


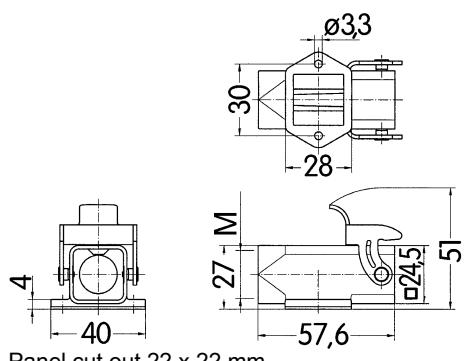


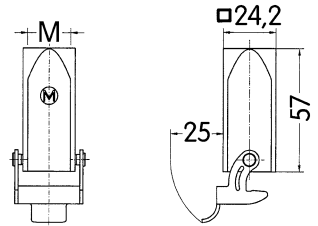

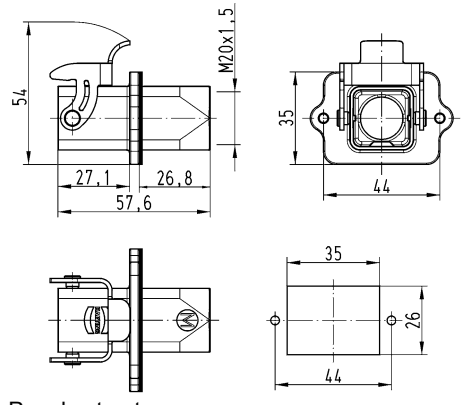
Housings

Identification	Cable entry	Cable diameter (mm)	Part number	Drawing (dimensions in mm)
<p>Han A®, Screw mounted housing, Angled, IP44, IP65 / IP67 with seal screw 09 20 000 9918</p> 	<p>1x M20 1x M25</p>		<p>19 20 003 1160 19 20 003 1165</p>	
<p>Han A®, Bulkhead mounted housing, Straight, IP44, IP65 / IP67 with seal screw 09 20 000 9918</p> 			<p>09 20 003 0301</p>	<p>Panel cut out 22 x 22 mm</p>
<p>Han A®, Bulkhead mounted housing, Straight, With metal cover, IP44, IP65 / IP67 with seal screw 09 20 000 9918</p>  <p>for male inserts</p>			<p>09 20 003 0305</p>	<p>Panel cut out 22 x 22 mm</p>


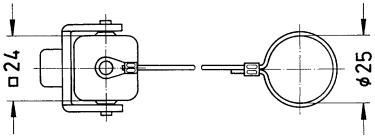

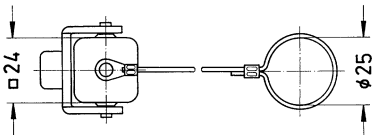

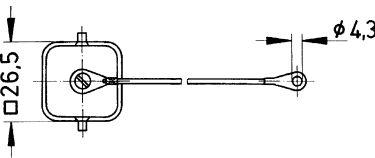

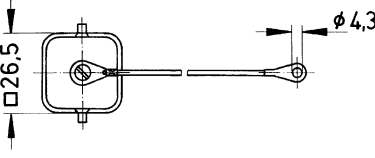
Identification	Cable entry	Cable diameter (mm)	Part number	Drawing (dimensions in mm)
<p>Han A®, Bulkhead mounted housing, Straight, With metal cover, With seal, IP44, IP65 / IP67 with seal screw 09 20 000 9918</p> 			09 20 003 0306	
<p>for female inserts</p>				
<p>Han A®, Bulkhead mounted housing, Angled, IP44, IP65 / IP67 with seal screw 09 20 000 9918</p> 			09 20 003 0801	 <p>Panel cut out 22 x 22 mm</p>
<p>Han A®, Bulkhead mounted housing, Angled, 4 fixing screws, IP44, IP65 / IP67 with seal screw 09 20 000 9918</p> 			09 20 003 0810	
<p>Han A®, Bulkhead mounted housing, Angled, 4 fixing screws, Square mounting flange, IP44, IP65 / IP67 with seal screw 09 20 000 9918</p> 			09 20 003 0811	



Housings


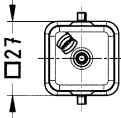

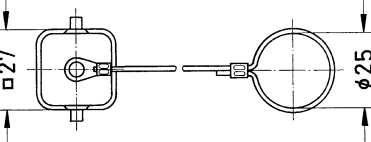

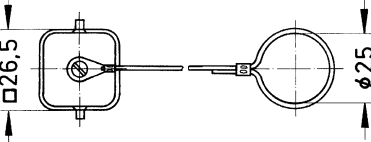
Identification	Cable entry	Cable diameter (mm)	Part number	Drawing (dimensions in mm)
Han A®, Surface mounted housing, Open bottom, Top entry, IP44, IP65 / IP67 with seal screw 09 20 000 9918 	1x M20		19 20 003 1250	 <p>Panel cut out 22 x 22 mm</p>
Han A®, Surface mounted housing, Bottom closed, Top entry, IP44, IP65 / IP67 with seal screw 09 20 000 9918 	1x M20		19 20 003 1252	
Han A®, Cable to cable housing, Top entry, IP44, IP65 / IP67 with seal screw 09 20 000 9918 	1x M20 1x M25		19 20 003 1750 19 20 003 1755	
Han A®, Panel feed through housing, Top entry, IP44, IP65 / IP67 with seal screw 09 20 000 9918 	1x M20		19 20 003 1120	 <p>Panel cut out</p>



Identification	Cable entry	Cable diameter (mm)	Part number	Drawing (dimensions in mm)
<p>Han A®, Protection cover, for hoods, Metal, With fixing cord, With seal, IP44, IP65 / IP67 with seal screw 09 20 000 9918</p>  <p>for mounted female insert</p>			09 20 003 5421	
<p>Han A®, Protection cover, for hoods, Metal, With fixing cord, IP44, IP65 / IP67 with seal screw 09 20 000 9918</p>  <p>for mounted male insert</p>			09 20 003 5422	
<p>Han A®, Protection cover, for bulkhead mounted housings, for surface mounted housings, Metal, With fixing cord, With seal, IP44, IP65 / IP67 with seal screw 09 20 000 9918</p>  <p>for mounted female insert or for mounted Han-Brid® insert</p>			09 20 003 5425	
<p>Han A®, Protection cover, for bulkhead mounted housings, for surface mounted housings, Metal, With fixing cord, IP44, IP65 / IP67 with seal screw 09 20 000 9918</p>  <p>for mounted male insert</p>			09 20 003 5426	



Housings

Identification	Cable entry	Cable diameter (mm)	Part number	Drawing (dimensions in mm)
<p>Han A®, Protection cover, for bulkhead mounted housings, for surface mounted housings, Metal, With seal, IP44, IP65 / IP67 with seal screw 09 20 000 9918</p>  <p>for mounted female insert or for mounted Han-Brid® insert</p>			09 20 003 5432	
<p>Han A®, Protection cover, for cable to cable housing, Metal, With fixing cord, With seal, IP44, IP65 / IP67 with seal screw 09 20 000 9918</p>  <p>for mounted female insert or for mounted Han-Brid® insert</p>			09 20 003 5427	
<p>Han A®, Protection cover, for cable to cable housing, Metal, With fixing cord, IP44, IP65 / IP67 with seal screw 09 20 000 9918</p> 			09 20 003 5428	

## Features

- Hoods/housings for industrial applications
- Slim, space saving construction type

## Technical characteristics

Limiting temperature	-40 ... +125 °C
Degree of protection acc. to IEC 60529	IP44, IP65 / IP67, with seal screw 09 20 000 9918
Type rating acc. to UL 50 / UL 50E	4, 4X, 12
Material (hood/housing)	Polycarbonate (PC)
Colour (hood/housing)	RAL 9005 (jet black), RAL 7032 (pebble grey), Black
Material (seal)	NBR
Material (locking)	Polyamide (PA)
Colour (locking)	RAL 7032 (pebble grey), RAL 9005 (jet black)
Material flammability class acc. to UL 94	V-0
Material flammability class acc. to UL 94 (locking levers)	V-0
RoHS	compliant, compliant with exemption

## Specifications and approvals


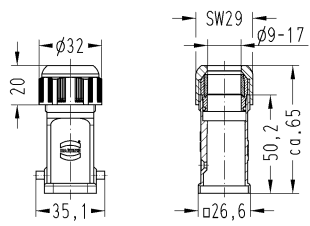

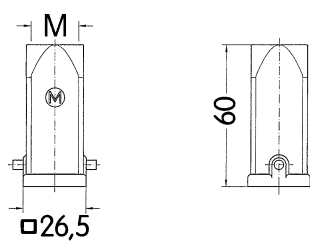


DNV GL  
 UL 1977 ECBT2.E235076  
 CSA-C22.2 No. 182.3 ECBT8.E235076


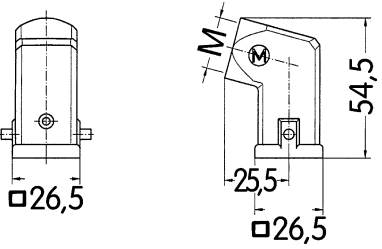


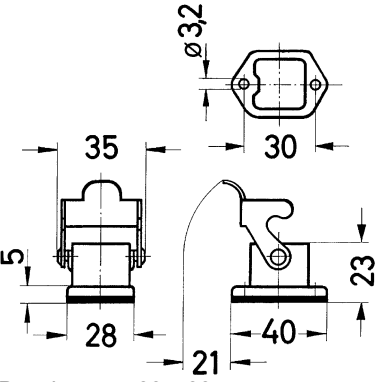
CE

Housings

Standard Hoods/housings for industrial applications  
Single locking lever

Housings


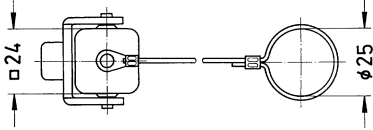

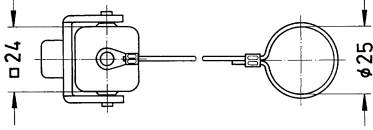

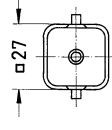

Identification	Cable entry	Cable diameter (mm)	Part number	Drawing (dimensions in mm)
Han A®, Hood, With integrated cable gland, Top entry, Black, IP44, IP65 / IP67 with seal screw 09 20 000 9918	1x Integrated	9 ... 17	19 20 003 0417	
				
Han A®, Hood, With integrated cable gland, Top entry, Grey, IP44, IP65 / IP67 with seal screw 09 20 000 9918	1x Integrated 1x Integrated	7 ... 12 9 ... 17	19 20 003 0415 19 20 003 0410	
				
Han A®, Hood, Top entry, Grey, IP44, IP65 / IP67 with seal screw 09 20 000 9918	1x M20 1x M25		19 20 003 0420 19 20 003 0430	
				
Han A®, Hood, Top entry, Black, IP44, IP65 / IP67 with seal screw 09 20 000 9918	1x M20 1x M25		19 20 003 0427 19 20 003 0437	
				

Identification	Cable entry	Cable diameter (mm)	Part number	Drawing (dimensions in mm)
<p>Han A®, Hood, Side entry, Grey, IP44, IP65 / IP67 with seal screw 09 20 000 9918</p> 	1x M20		19 20 003 0620	
<p>Han A®, Hood, Side entry, Black, IP44, IP65 / IP67 with seal screw 09 20 000 9918</p>	1x M20		19 20 003 0627	
<p>Han A®, Screw mounted housing, Black, IP44, IP65 / IP67 with seal screw 09 20 000 9918</p> 	1x M20		19 20 003 0102	
<p>Han A®, Bulkhead mounted housing, Straight, Grey, IP44, IP65 / IP67 with seal screw 09 20 000 9918</p> 			09 20 003 0320	 <p>Panel cut out 22 x 22 mm</p>
<p>Han A®, Bulkhead mounted housing, Straight, Black, IP44, IP65 / IP67 with seal screw 09 20 000 9918</p>			09 20 003 0327	




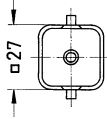

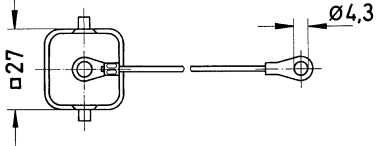

Housings

Identification	Cable entry	Cable diameter (mm)	Part number	Drawing (dimensions in mm)
Han A®, Bulkhead mounted housing, Angled, Grey, IP44, IP65 / IP67 with seal screw 09 20 000 9918			09 20 003 0820	
Han A®, Bulkhead mounted housing, Angled, Black, IP44, IP65 / IP67 with seal screw 09 20 000 9918			09 20 003 0827	
Han A®, Surface mounted housing, Top entry, Grey, IP44, IP65 / IP67 with seal screw 09 20 000 9918	1x M20		19 20 003 0220	
Han A®, Surface mounted housing, Top entry, Black, IP44, IP65 / IP67 with seal screw 09 20 000 9918	1x M20		19 20 003 0227	
Han A®, Cable to cable housing, Top entry, Grey, IP44, IP65 / IP67 with seal screw 09 20 000 9918	1x M20		19 20 003 0720	
Han A®, Cable to cable housing, Top entry, Black, IP44, IP65 / IP67 with seal screw 09 20 000 9918	1x M20		19 20 003 0727	


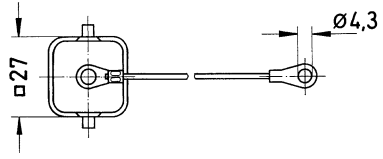


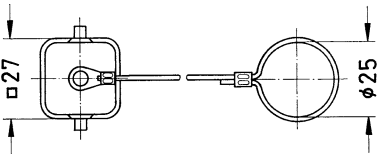

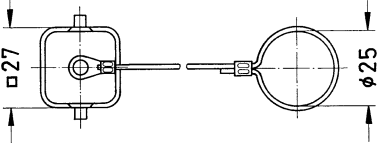
Identification	Cable entry	Cable diameter (mm)	Part number	Drawing (dimensions in mm)
<p>Han A®, Protection cover, for hoods, Thermoplastic, With fixing cord, With seal, Grey, IP44, IP65 / IP67 with seal screw 09 20 000 9918</p>  <p>for mounted female insert or for mounted Han-Brid® insert</p>			09 20 003 5441	
<p>Han A®, Protection cover, for hoods, Thermoplastic, With fixing cord, Grey, IP44, IP65 / IP67 with seal screw 09 20 000 9918</p>  <p>for mounted male insert</p>			09 20 003 5442	
<p>Han A®, Protection cover, for bulkhead mounted housings, for surface mounted housings, Thermoplastic, Grey, IP44, IP65 / IP67 with seal screw 09 20 000 9918</p>  <p>for mounted male insert</p>			09 20 003 5407	
<p>Han A®, Protection cover, for bulkhead mounted housings, for surface mounted housings, Thermoplastic, With seal, Grey, IP44, IP65 / IP67 with seal screw 09 20 000 9918</p>  <p>for mounted female insert or for mounted Han-Brid® insert</p>			09 20 003 5408	




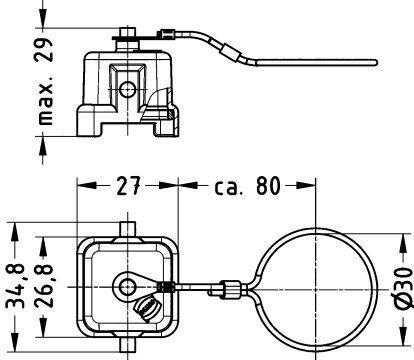
Housings

Identification	Cable entry	Cable diameter (mm)	Part number	Drawing (dimensions in mm)
<p>Han A®, Protection cover, for bulkhead mounted housings, for surface mounted housings, Thermoplastic, With seal, Black, IP44, IP65 / IP67 with seal screw 09 20 000 9918</p> 			09 20 003 5409	
<p>for mounted female insert or for mounted Han-Brid® insert</p>				
<p>Han A®, Protection cover, for bulkhead mounted housings, for surface mounted housings, Thermoplastic, With seal, With fixing cord, Grey, IP44, IP65 / IP67 with seal screw 09 20 000 9918</p> 			09 20 003 5445	
<p>for mounted female insert</p>				
<p>Han A®, Protection cover, for bulkhead mounted housings, for surface mounted housings, Thermoplastic, With fixing cord, Grey, IP44, IP65 / IP67 with seal screw 09 20 000 9918</p> 			09 20 003 5446	
<p>for mounted male insert</p>				



Identification	Cable entry	Cable diameter (mm)	Part number	Drawing (dimensions in mm)
<p>Han A®, Protection cover, for bulkhead mounted housings, for surface mounted housings, Thermoplastic, With seal, With fixing cord, Black, IP44, IP65 / IP67 with seal screw 09 20 000 9918</p>  <p>for mounted female insert</p>			09 20 003 5449	
<p>Han A®, Protection cover, for bulkhead mounted housings, for surface mounted housings, Thermoplastic, With fixing cord, Black, IP44, IP65 / IP67 with seal screw 09 20 000 9918</p>  <p>for mounted male insert</p>			09 20 003 5450	
<p>Han A®, Protection cover, for cable to cable housing, Thermoplastic, With seal, With fixing cord, Grey, IP44, IP65 / IP67 with seal screw 09 20 000 9918</p>  <p>for mounted female insert</p>			09 20 003 5447	
<p>Han A®, Protection cover, for cable to cable housing, Thermoplastic, With fixing cord, Grey, IP44, IP65 / IP67 with seal screw 09 20 000 9918</p>  <p>for mounted male insert</p>			09 20 003 5448	

Housings

Identification	Cable entry	Cable diameter (mm)	Part number	Drawing (dimensions in mm)
<p>Han A®, Protection cover, for cable to cable housing, Thermoplastic, With fixing cord, Black, IP44, IP65 / IP67 with seal screw 09 20 000 9918</p>  <p>for mounted male insert</p>			09 20 003 5455	

## Features

- Standard Hoods/housings for industrial applications
- Slim, space saving construction type

## Technical characteristics

Limiting temperature	-40 ... +125 °C
Degree of protection acc. to IEC 60529	IP65
Type rating acc. to UL 50 / UL 50E	4, 4X, 12
Material (hood/housing)	Aluminium die-cast
Surface (hood/housing)	Powder-coated
Colour (hood/housing)	RAL 7037 (dust grey)
Material (seal)	NBR
Material (locking)	Polycarbonate (PC), Stainless steel
Colour (locking)	RAL 7037 (dust grey)
Material flammability class acc. to UL 94 (locking levers)	V-0
RoHS	compliant, compliant with exemption

## Specifications and approvals


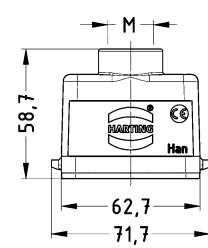
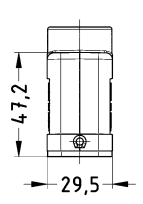

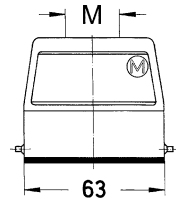
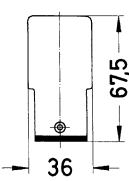

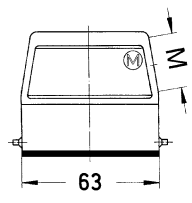
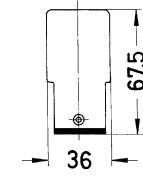
UL 1977 ECBT2.E235076  
 CSA-C22.2 No. 182.3 ECBT8.E235076  
 DNV GL


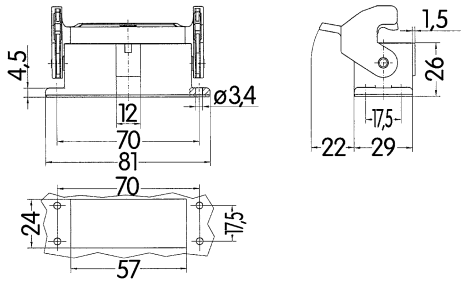

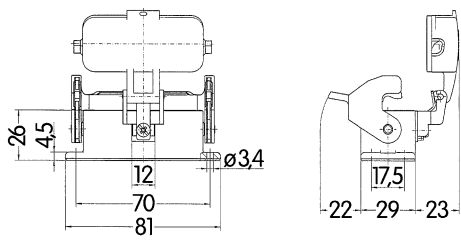

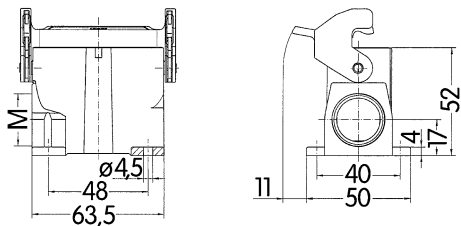

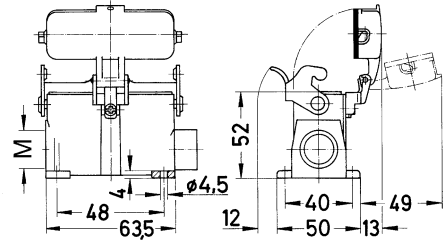

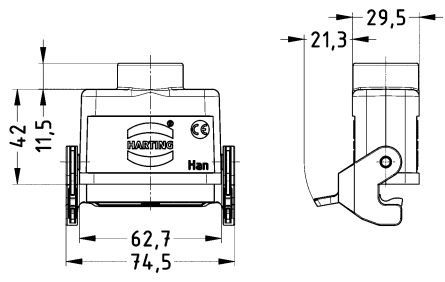
CE

Housings


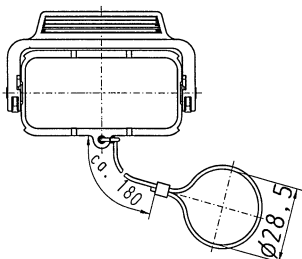

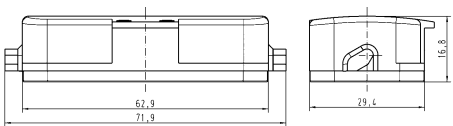

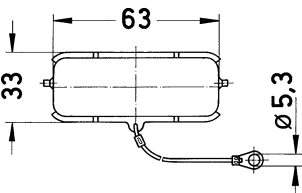
Standard Hoods/housings for industrial applications  
Single locking lever

Housings

Identification	Cable entry	Part number		Drawing (dimensions in mm)	
		Low construction	High construction		
Han A®, Hood, Top entry, IP65  	1x M20 1x M25	19 20 010 1440	19 20 010 0446		
Han A®, Hood, Side entry, IP65  	1x M20 1x M25	19 20 010 1540	19 20 010 0546		
Han A®, Hood, Without cable entry, IP65  			09 20 010 0801		


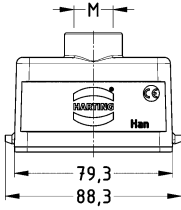
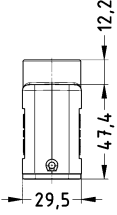

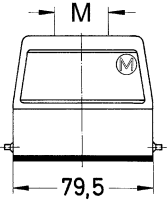
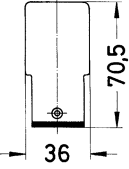

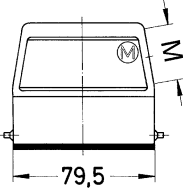
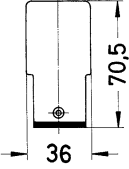
Identification	Cable entry	Part number		Drawing (dimensions in mm)
		Low construction	High construction	
Han A®, Bulkhead mounted housing, Han-Easy Lock®, IP65  		09 20 010 0301		 <p>Panel cut out</p>
Han A®, Bulkhead mounted housing, With thermo-plastic cover, Han-Easy Lock®, IP65  		09 20 010 0321		
Han A®, Surface mounted housing, Side entry, Han-Easy Lock®, IP65  	1x M25 2x M20	19 20 010 0251 19 20 010 0290		
Han A®, Surface mounted housing, With thermo-plastic cover, Side entry, Han-Easy Lock®, IP65  	2x M20	19 20 010 0295		
Han A®, Cable to cable housing, Top entry, Han-Easy Lock®, IP65  	1x M20	19 20 010 1730		

Housings


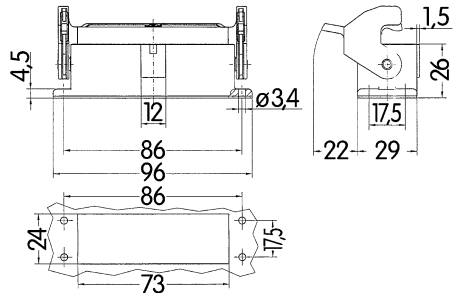

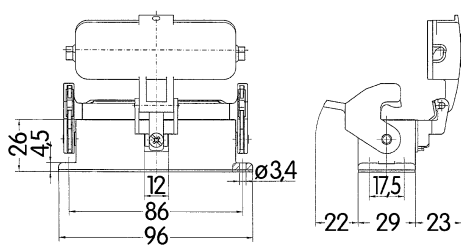

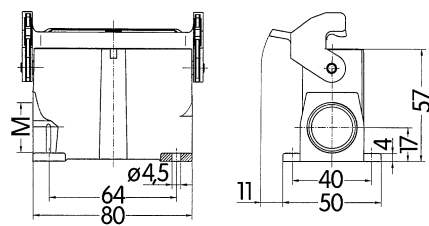

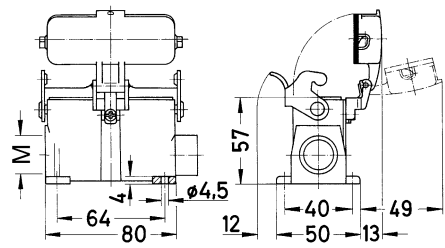

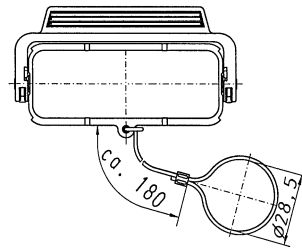
Identification	Cable entry	Part number		Drawing (dimensions in mm)
		Low construction	High construction	
<p>Han A®, Protection cover, for hoods, Metal, With fixing cord, IP65</p> 		09 20 010 5423	09 20 010 5423	
<p>Han A®, Protection cover, for bulkhead mounted housings, for surface mounted housings, for cable to cable housing, Thermoplastic, IP65</p> 		09 20 010 5402	09 20 010 5402	
<p>Han A®, Protection cover, for bulkhead mounted housings, for surface mounted housings, for cable to cable housing, Metal, With fixing cord, IP65</p> 		09 20 010 5425	09 20 010 5425	

Standard Hoods/housings for industrial applications  
Single locking lever


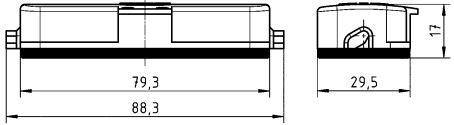

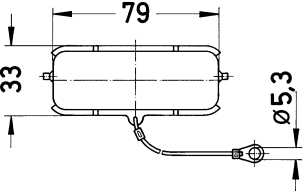
Housings

Identification	Cable entry	Part number		Drawing (dimensions in mm)	
		Low construction	High construction		
Han A®, Hood, Top entry, IP65  	1x M20 1x M25	19 20 016 1440	19 20 016 0446		
Han A®, Hood, Side entry, IP65  	1x M20 1x M25	19 20 016 1540	19 20 016 0546		
Han A®, Hood, Without cable entry, IP65  			09 20 016 0801		

Housings


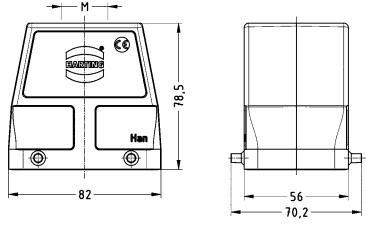

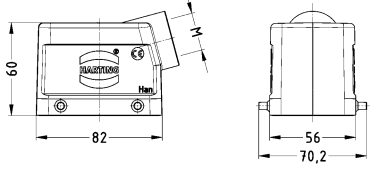
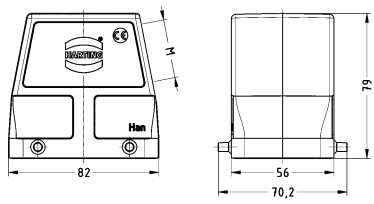

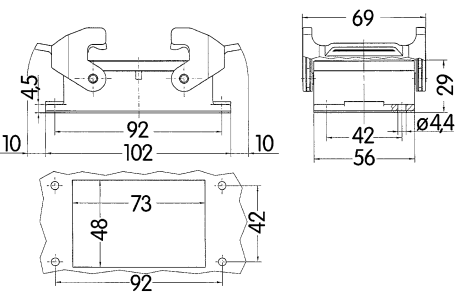

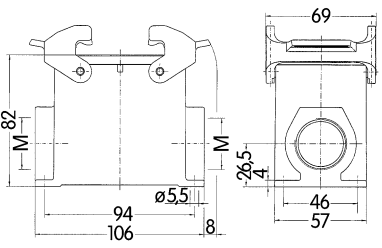
Identification	Cable entry	Part number		Drawing (dimensions in mm)
		Low construction	High construction	
Han A®, Bulkhead mounted housing, Han-Easy Lock®, IP65  		09 20 016 0301		 Panel cut out
Han A®, Bulkhead mounted housing, With thermo-plastic cover, Han-Easy Lock®, IP65  		09 20 016 0321		
Han A®, Surface mounted housing, Side entry, Han-Easy Lock®, IP65  	1x M25 2x M20 2x M25	19 20 016 0251 19 20 016 0290 19 20 016 0291		
Han A®, Surface mounted housing, With thermo-plastic cover, Side entry, Han-Easy Lock®, IP65  	2x M20	19 20 016 0295		
Han A®, Protection cover, for hoods, Metal, With fixing cord, Han-Easy Lock®, IP65  		09 20 016 5423	09 20 016 5423	


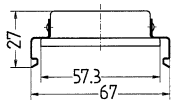
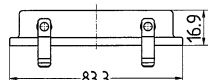




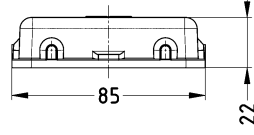
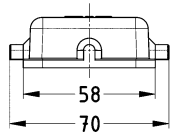

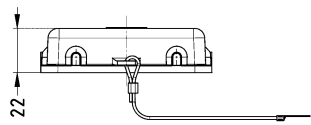
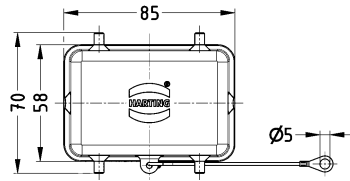


Identification	Cable entry	Part number		Drawing (dimensions in mm)
		Low construc- tion	High construc- tion	
<p>Han A®, Protection cover, for bulkhead mounted housings, for surface mounted housings, for cable to cable housing, Thermoplastic, IP65</p> 		09 20 016 5403	09 20 016 5403	
<p>Han A®, Protection cover, for bulkhead mounted housings, for surface mounted housings, for cable to cable housing, Metal, With fixing cord, IP65</p> 		09 20 016 5425	09 20 016 5425	

Standard Hoods/housings for industrial applications  
Double locking lever


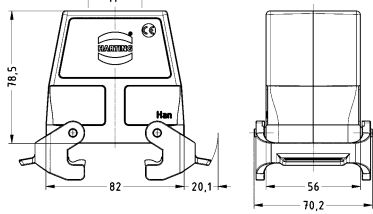

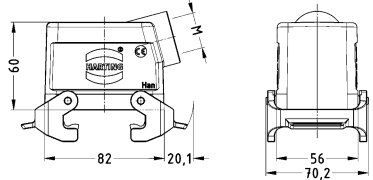
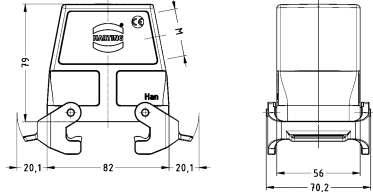

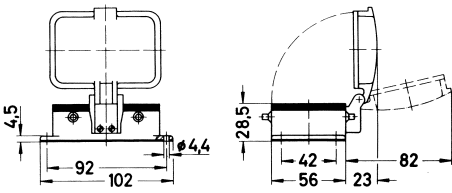
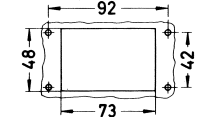
Housings

Identification	Cable entry	Part number		Drawing (dimensions in mm)
		Low construction	High construction	
Han A®, Hood, Top entry, IP65  	1x M25 1x M32		19 20 032 0426 19 20 032 0427	
Han A®, Hood, Side entry, IP65  	1x M25 1x M32	19 20 032 1521	19 20 032 0527	 
Han A®, Bulkhead mounted housing, Han-Easy Lock®, IP65  		09 20 032 0301		 <p>Panel cut out</p>
Han A®, Surface mounted housing, Side entry, Han-Easy Lock®, IP65  	1x M25 1x M32 2x M32		19 20 032 0231 19 20 032 0232 19 20 032 0272	

Identification	Cable entry	Part number		Drawing (dimensions in mm)	
		Low construction	High construction		
Han A®, Protection cover, for hoods, Metal, IP65 		09 20 032 5401	09 20 032 5401		
Han A®, Protection cover, for bulkhead mounted housings, for surface mounted housings, Metal, IP65 		09 20 032 5405	09 20 032 5405		
Han A®, Protection cover, for bulkhead mounted housings, for surface mounted housings, Thermoplastic, IP65 		09 20 032 5407	09 20 032 5407		
Han A®, Protection cover, for bulkhead mounted housings, for surface mounted housings, Thermoplastic, With fixing cord, IP65 		09 20 032 5408	09 20 032 5408		

Standard Hoods/housings for industrial applications  
Double locking lever (on the hood)

Housings

Identification	Cable entry	Part number		Drawing (dimensions in mm)
		Low construction	High construction	
Han A®, Hood, Top entry, Han-Easy Lock®, IP65  	1x M32		19 20 032 0437	
Han A®, Hood, Side entry, Han-Easy Lock®, IP65  	1x M25 1x M32	19 20 032 1531	19 20 032 0537	 
Han A®, Bulkhead mounted housing, With thermo-plastic cover, IP65  		09 20 032 0302		  Panel cut out

Identification	Cable entry	Part number		Drawing (dimensions in mm)
		Low construction	High construction	
Han A®, Surface mounted housing, With thermo-plastic cover, Side entry, IP65	1x M25		19 20 032 0226	<p>1) Blind way for one cable entry</p>



## Features

- Standard hoods/housings for industrial connectors
- Locking levers: Han-Easy Lock®
- Field of application: for excellent mechanical and electrical protection in demanding environments, for example, in the automobile and mechanical engineering industries also for process and regulation control applications
- Distinguishing feature: hoods/housings colour-coded grey (RAL 7037)
- Many variations: for precise industrial applications
- Reduces the number of connector interfaces required on the machine (with up to 8 Han Modular® inserts in one housing)
- Han-Easy Lock® bracket (cross) or metal bracket (longitudinal) available
- Cable entries can be designed variably (up to M50) using the hood configurator

## Technical characteristics

Limiting temperature	-40 ... +125 °C
Degree of protection acc. to IEC 60529	IP65, IP66, IP67
Type rating acc. to UL 50 / UL 50E	4, 4X, 12
Material (hood/housing)	Aluminium die-cast
Surface (hood/housing)	Powder-coated
Colour (hood/housing)	RAL 7037 (dust grey)
Material (seal)	NBR
Material (locking)	Polycarbonate (PC), Stainless steel, Steel, zinc plated
Colour (locking)	RAL 7037 (dust grey)
Material (accessories)	Polyamide (PA), Stainless steel
Material flammability class acc. to UL 94 (locking levers)	V-0
RoHS	compliant, compliant with exemption

## Specifications and approvals

UL 1977 ECBT2.E235076  
 CSA-C22.2 No. 182.3 ECBT8.E235076  
 DNV GL




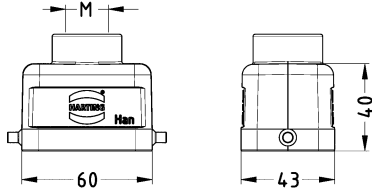
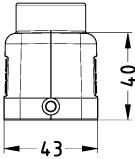

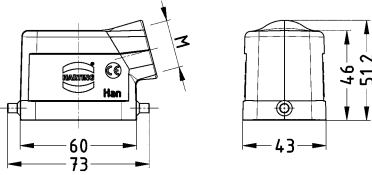
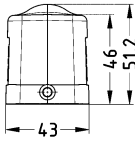

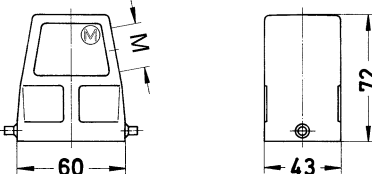
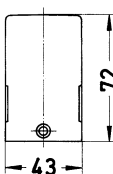
## Details

Standard degree of protection: IP65


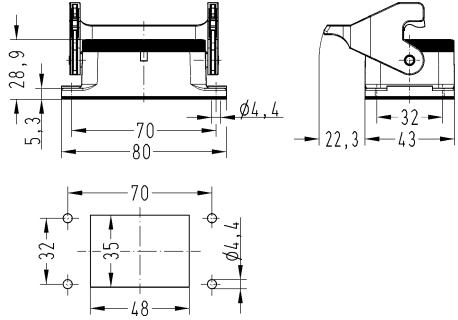

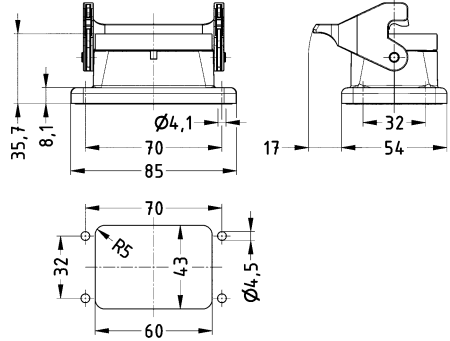

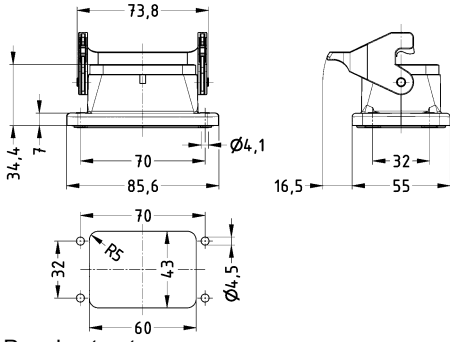

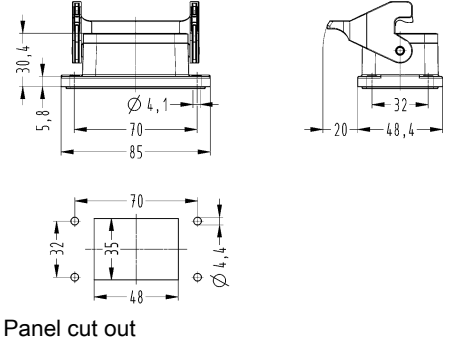
IP67 possible, in combination with special bulkhead mounted housings

IP44 for self-closing covers in unlocked position

Standard hoods/housings for industrial connectors  
Single locking lever

Identification	Cable entry	Part number		Drawing (dimensions in mm)	
		Low construction	High construction		
Han® B, Hood, Top entry, IP65, IP66, IP67  	1x M20 1x M25 1x M32	19 30 006 1440	19 30 006 0446		
			19 30 006 0447		
Han® B, Hood, Side entry, IP65, IP66, IP67  	1x M20 1x M25 1x M32	19 30 006 1540 19 30 006 1541	19 30 006 0546		
			19 30 006 0547		
Han® B, Hood, Without cable entry, IP65, IP66, IP67  			09 30 006 0801		


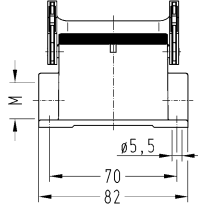
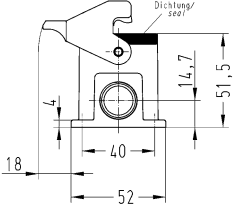

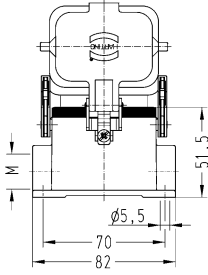
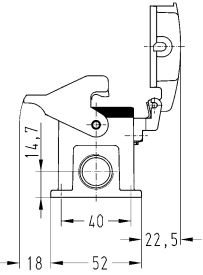

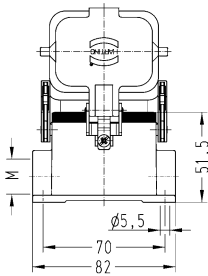
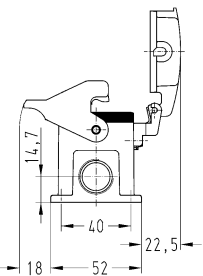
Housings


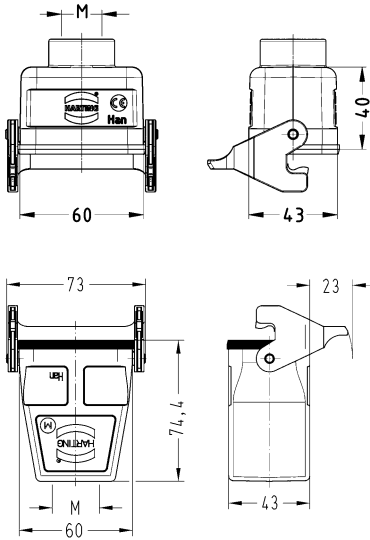

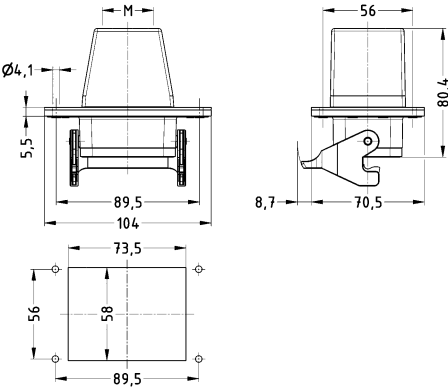

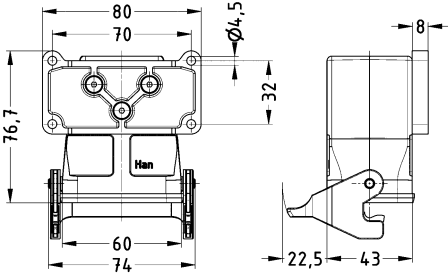

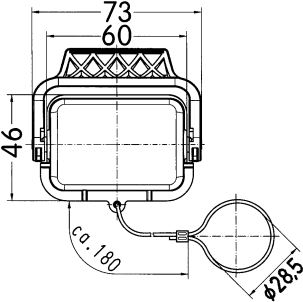
Identification	Cable entry	Part number		Drawing (dimensions in mm)
		Low construction	High construction	
Han® B, Bulkhead mounted housing, Han-Easy Lock®, IP65  		09 30 006 0301		 <p>Panel cut out</p>
Han® B, Bulkhead mounted housing, Rear mounting, Han-Easy Lock®, IP66  Pack contents: Mounting frame is included with- in the delivery  		09 30 006 0391		 <p>Panel cut out</p>
Han® B, Bulkhead mounted housing, Rear mounting, Han-Easy Lock®, IP66  		09 30 006 0392		 <p>Panel cut out</p>
Han® B, Bulkhead mounted housing, Han-Easy Lock®, IP65, IP67  		09 30 006 1301		 <p>Panel cut out</p>



Identification	Cable entry	Part number		Drawing (dimensions in mm)
		Low construction	High construction	
Han® B, Bulkhead mounted housing, With thermo-plastic cover, Han-Easy Lock®, IP65		09 30 006 0302		<p>Panel cut out</p>
Han® B, Bulkhead mounted housing, With metal cover, Han-Easy Lock®, IP65		09 30 006 0318		<p>Panel cut out</p>
Han® B, Bulkhead mounted housing, With self-closing cover, Han-Easy Lock®, IP65		09 30 006 1306		<p>Panel cut out</p>
IP44 for self-closing covers in unlocked position				
Han® B, Bulkhead mounted housing, With thermo-plastic cover, Han-Easy Lock®, IP65, IP67		09 30 006 1308		<p>Panel cut out</p>

Housings

Identification	Cable entry	Part number		Drawing (dimensions in mm)	
		Low construction	High construction		
Han® B, Surface mounted housing, Side entry, Han-Easy Lock®, IP65 	1x M20 2x M20 2x M25 2x M32	19 30 006 1250			
		19 30 006 1290	19 30 006 0291 19 30 006 0292		
Han® B, Surface mounted housing, With thermo-plastic cover, Side entry, Han-Easy Lock®, IP65 	1x M20 2x M20 2x M25 2x M32	19 30 006 1255			
		19 30 006 1295	19 30 006 0296 19 30 006 0297		
Han® B, Surface mounted housing, With metal cover, Side entry, Han-Easy Lock®, IP65 	1x M20 2x M20 2x M25 2x M32	19 30 006 2255			
		19 30 006 2295	19 30 006 7296 19 30 006 7297		


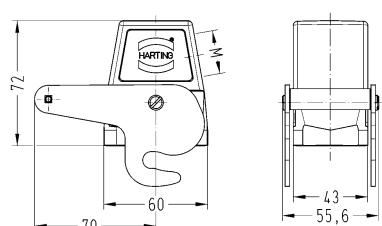

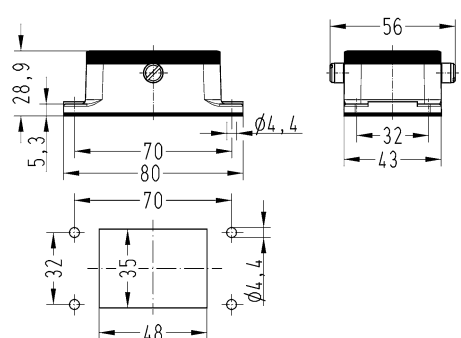

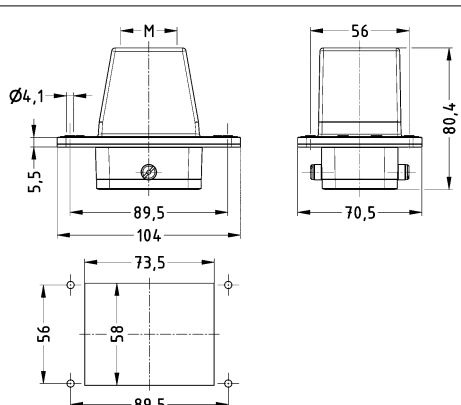
Identification	Cable entry	Part number		Drawing (dimensions in mm)
		Low construction	High construction	
Han® B, Cable to cable housing, Top entry, Han-Easy Lock®, IP65 	1x M20 1x M25 1x M32	19 30 006 1750	19 30 006 0756 19 30 006 0757	
Han® B, Panel feed through housing, Top entry, Han-Easy Lock®, IP65 	1x M25 1x M32		19 30 006 1121 19 30 006 1122	 <p>Panel cut out</p>
Han® B, Flange housing, Top entry, Han-Easy Lock®, IP65 	1x M25	19 30 006 0716		
Han® B, Protection cover, for hoods, With fixing cord, Han-Easy Lock®, IP65 		09 30 006 5423	09 30 006 5423	

Housings

Identification	Cable entry	Part number		Drawing (dimensions in mm)
		Low construction	High construction	
Han® B, Protection cover, for bulkhead mounted housings, for surface mounted housings, Thermoplastic, IP65		09 30 006 5405	09 30 006 5405	
Han® B, Protection cover, for bulkhead mounted housings, for surface mounted housings, Metal, With fixing cord, IP65		09 30 006 5425	09 30 006 5425	
Han® B, Protection cover, for cable to cable housing, Metal, With fixing cord, IP65		09 30 006 5427	09 30 006 5427	

Standard hoods/housings for industrial connectors  
Central locking lever (on the hood)


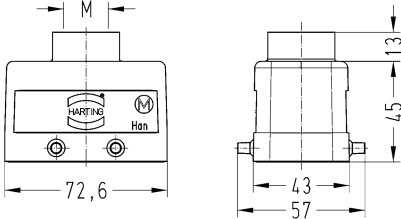
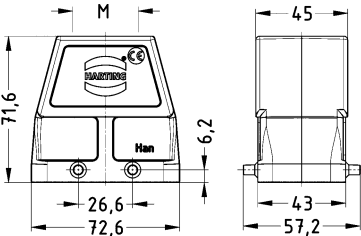

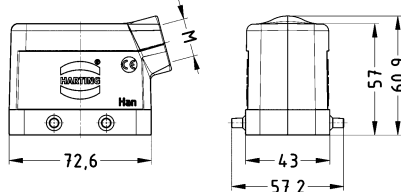
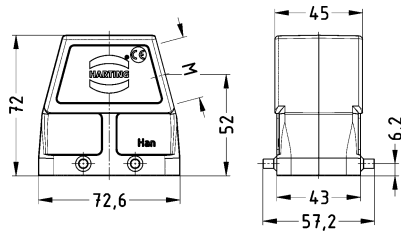

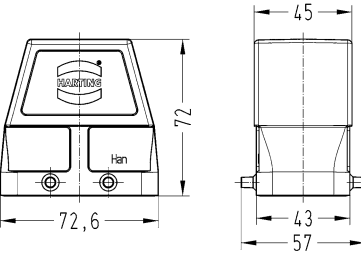
Housings


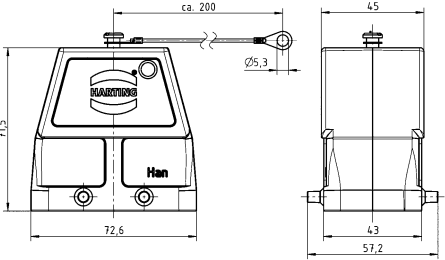

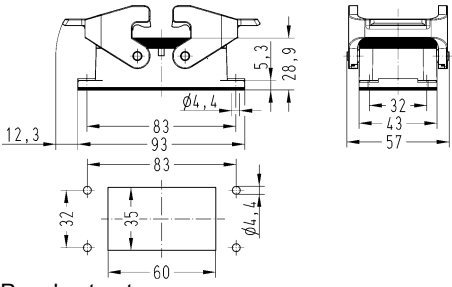

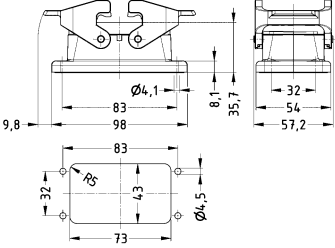

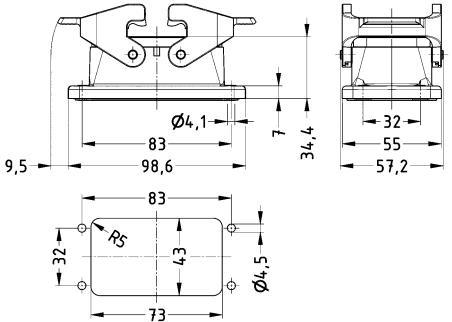
Identification	Cable entry	Part number		Drawing (dimensions in mm)
		Low construction	High construction	
Han® B, Hood, Side entry, IP65  	1x M25 1x M32		19 30 006 0586 19 30 006 0587	
Han® B, Bulkhead mounted housing, IP65  		09 30 006 0381		 <p>Panel cut out</p>
Han® B, Panel feed through housing, Top entry, IP65  	1x M25 1x M32		19 30 006 1141 19 30 006 1142	 <p>Panel cut out</p>




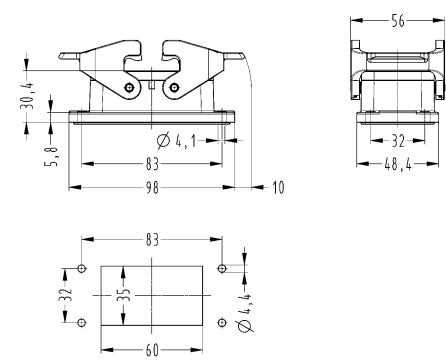

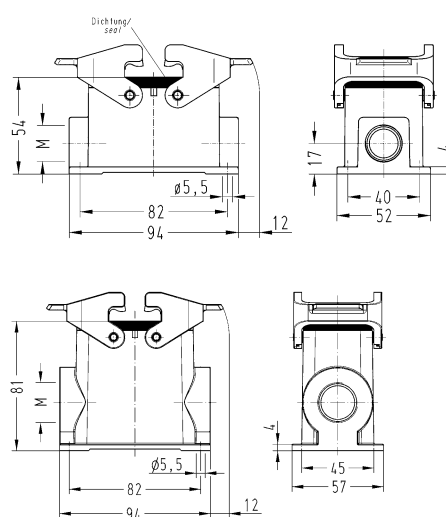

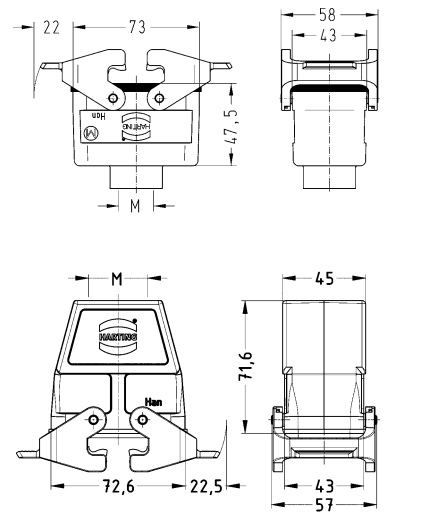
Standard hoods/housings for industrial connectors  
Double locking lever

Housings


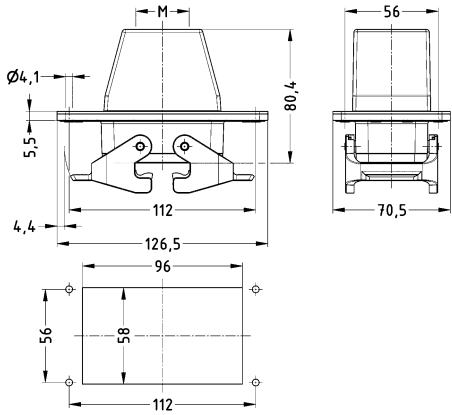

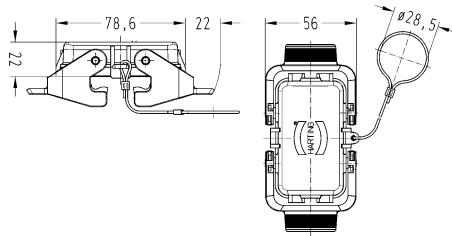

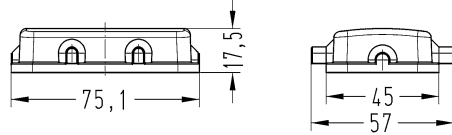

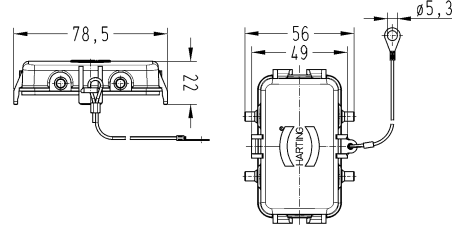

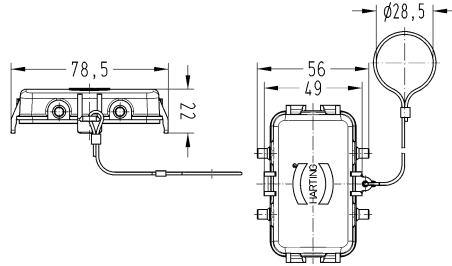
Identification	Cable entry	Part number		Drawing (dimensions in mm)
		Low construction	High construction	
Han® B, Hood, Top entry, IP65, IP66, IP67  	1x M20 1x M25 1x M32 1x M40 2x M20	19 30 010 1420 19 30 010 1421	19 30 010 0427 19 30 010 0428 19 30 010 0465	 
Han® B, Hood, Side entry, IP65, IP66, IP67  	1x M20 1x M25 1x M32 1x M40	19 30 010 1520 19 30 010 1521	19 30 010 0526 19 30 010 0527 19 30 010 0528	 
Han® B, Hood, Without cable entry, IP65, IP66, IP67  			09 30 010 0801	

Identification	Cable entry	Part number		Drawing (dimensions in mm)
		Low construction	High construction	
<p>Han® B, Hood, With fixing cord, Without cable entry, IP65, IP66, IP67</p> 			09 30 010 0802	
<p>Han® B, Bulkhead mounted housing, Han-Easy Lock®, IP65</p> 		09 30 010 0301		 <p>Panel cut out</p>
<p>Han® B, Bulkhead mounted housing, Rear mounting, Han-Easy Lock®, IP66</p> <p>Pack contents: Mounting frame is included with- in the delivery</p> 		09 30 010 0391		 <p>Panel cut out</p>
<p>Han® B, Bulkhead mounted housing, Rear mounting, Han-Easy Lock®, IP66</p> 		09 30 010 0392		 <p>Panel cut out</p>

Housings

Identification	Cable entry	Part number		Drawing (dimensions in mm)
		Low construction	High construction	
Han® B, Bulkhead mounted housing, Han-Easy Lock®, IP65, IP67  		09 30 010 1301		 Panel cut out
Han® B, Surface mounted housing, Side entry, Han-Easy Lock®, IP65  	1x M20 1x M25 2x M20 2x M25 2x M32	19 30 010 1230 19 30 010 1231 19 30 010 1270 19 30 010 1271	19 30 010 0231  19 30 010 0271 19 30 010 0272	
Han® B, Cable to cable housing, Top entry, Han-Easy Lock®, IP65  	1x M20 1x M25 1x M32 1x M40	19 30 010 1730	19 30 010 0736 19 30 010 0737 19 30 010 0738	


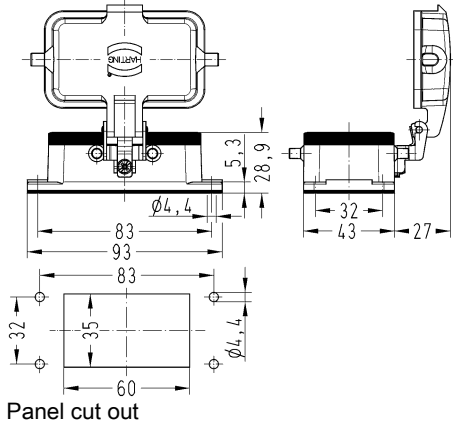

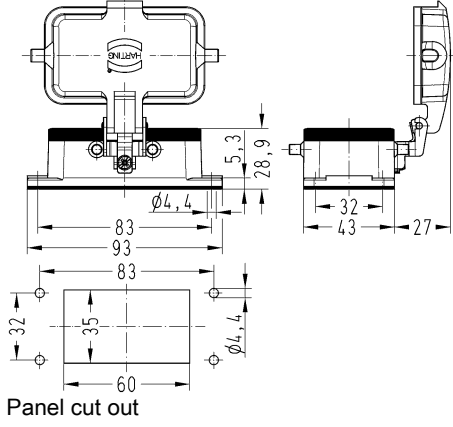



Identification	Cable entry	Part number		Drawing (dimensions in mm)
		Low construction	High construction	
Han® B, Panel feed through housing, Top entry, Han-Easy Lock®, IP65 	1x M25 1x M32		19 30 010 1121 19 30 010 1122	 <p>Panel cut out</p>
Han® B, Protection cover, for hoods, Metal, With fixing cord, Han-Easy Lock®, IP65 		09 30 010 5423	09 30 010 5423	
Han® B, Protection cover, for bulkhead mounted housings, for surface mounted housings, Thermoplastic, IP65 		09 30 010 5407	09 30 010 5407	
Han® B, Protection cover, for bulkhead mounted housings, for surface mounted housings, Metal, With fixing cord, IP65 		09 30 010 5425	09 30 010 5425	
Han® B, Protection cover, for cable to cable housing, Metal, With fixing cord, IP65 		09 30 010 5427	09 30 010 5427	


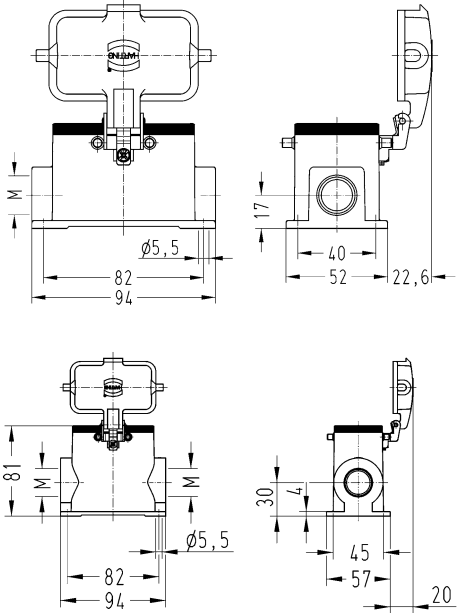

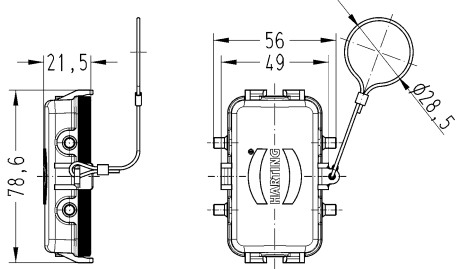
Standard hoods/housings for industrial connectors  
 Double locking lever (on the hood)

Housings


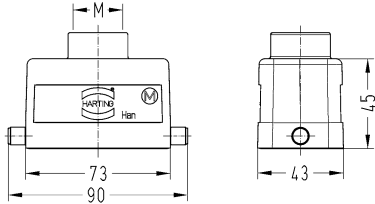
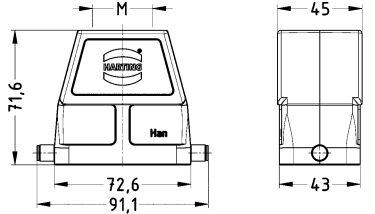

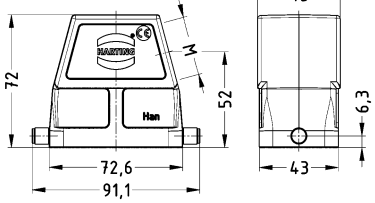
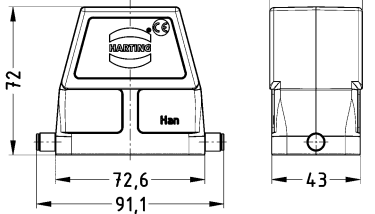

Identification	Cable entry	Part number		Drawing (dimensions in mm)	
		Low construction	High construction		
Han® B, Hood, Top entry, Han-Easy Lock®, IP65, IP66, IP67	1x M20 1x M25	19 30 010 1430	19 30 010 0436		
Han® B, Hood, Side entry, Han-Easy Lock®, IP65, IP66, IP67	1x M20 1x M25 1x M32	19 30 010 1530 19 30 010 1531	19 30 010 0537		

Identification	Cable entry	Part number		Drawing (dimensions in mm)
		Low construction	High construction	
Han® B, Bulkhead mounted housing, With thermo-plastic cover, IP65  		09 30 010 0302		 <p>Panel cut out</p>
Han® B, Bulkhead mounted housing, With metal cover, IP65  		09 30 010 0317		 <p>Panel cut out</p>
Han® B, Bulkhead mounted housing, With self-closing cover, IP65, IP67  		09 30 010 1314		
IP44 for self-closing covers in unlocked position				


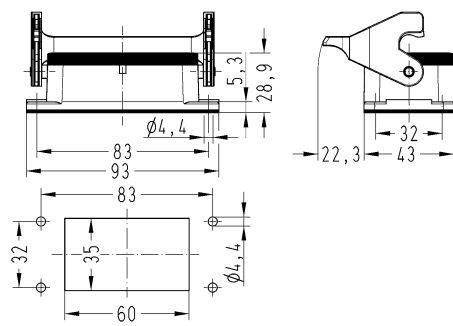

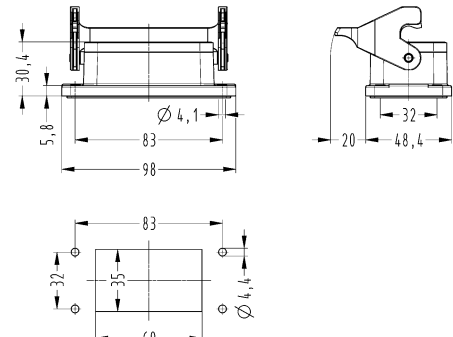

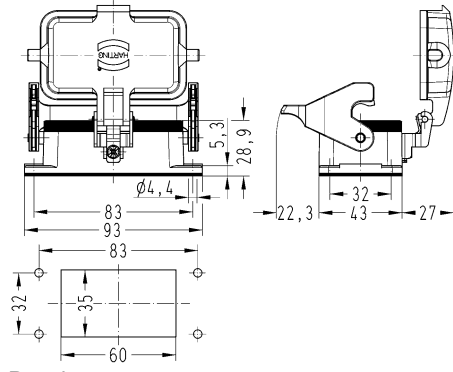
Housings


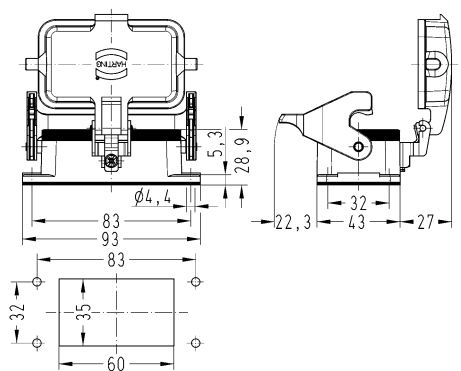

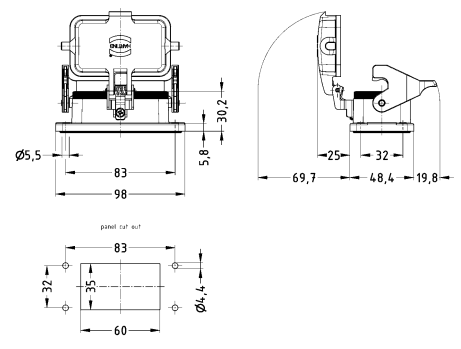

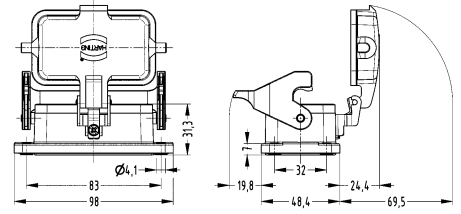
Identification	Cable entry	Part number		Drawing (dimensions in mm)
		Low construction	High construction	
<p>Han® B, Surface mounted housing, With thermo-plastic cover, Side entry, IP65</p> 	<p>1x M20 2x M20 2x M25</p>	<p>19 30 010 1225 19 30 010 1265</p>	<p>19 30 010 0266</p>	
<p>Han® B, Protection cover, for hoods, Metal, With fixing cord, IP65</p> 		<p>09 30 010 5457</p>	<p>09 30 010 5457</p>	

Standard hoods/housings for industrial connectors  
Single locking lever


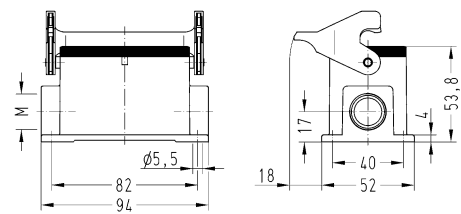

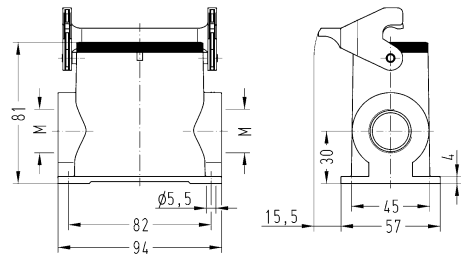

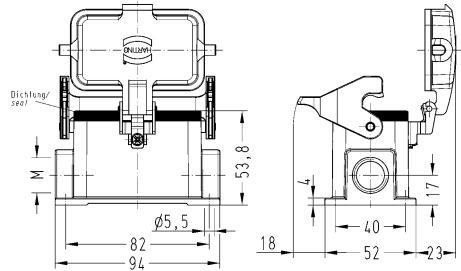
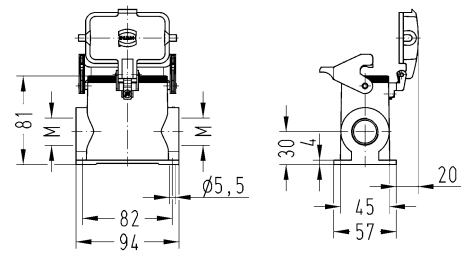
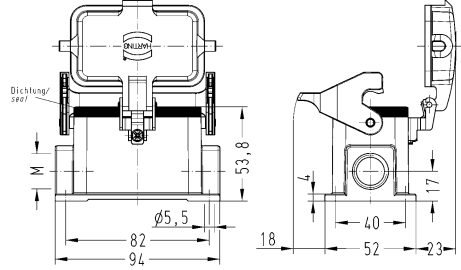
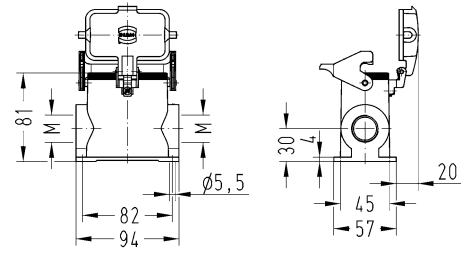
Identification	Cable entry	Part number		Drawing (dimensions in mm)	
		Low construction	High construction		
Han® B, Hood, Top entry, IP65, IP66, IP67  	1x M20 1x M25 1x M32 1x M40 2x M20	19 30 010 1440	19 30 010 0447 19 30 010 0448 19 30 010 0495		
		19 30 010 1441			
Han® B, Hood, Side entry, IP65, IP66, IP67  	1x M20 1x M25 1x M32	19 30 010 1540	09 30 010 0803		
		19 30 010 1541			
Han® B, Hood, Without cable entry, IP65, IP66, IP67  					

Housings




Identification	Cable entry	Part number		Drawing (dimensions in mm)
		Low construction	High construction	
Han® B, Bulkhead mounted housing, Han-Easy Lock®, IP65  		09 30 010 0305		 <p>Panel cut out</p>
Han® B, Bulkhead mounted housing, Han-Easy Lock®, IP65, IP67  		09 30 010 1305		 <p>Panel cut out</p>
Han® B, Bulkhead mounted housing, With thermo-plastic cover, Han-Easy Lock®, IP65  		09 30 010 0303		 <p>Panel cut out</p>

Identification	Cable entry	Part number		Drawing (dimensions in mm)
		Low construction	High construction	
<p>Han® B, Bulkhead mounted housing, With metal cover, Han-Easy Lock®, IP65</p> 		09 30 010 0318		 <p>Panel cut out</p>
<p>Han® B, Bulkhead mounted housing, With self-closing cover, Han-Easy Lock®, IP65, IP67</p>  <p>IP44 for self-closing covers in unlocked position</p>		09 30 010 1306		 <p>Panel cut out</p>
<p>Han® B, Bulkhead mounted housing, With thermo-plastic cover, Han-Easy Lock®, IP65, IP67</p> 		09 30 010 1308		

Housings

Identification	Cable entry	Part number		Drawing (dimensions in mm)
		Low construction	High construction	
Han® B, Surface mounted housing, Side entry, Han-Easy Lock®, IP65 	1x M20 2x M20 2x M25 2x M32	19 30 010 1250 19 30 010 1290	19 30 010 0291 19 30 010 0292	
Han® B, Surface mounted housing, With thermo-plastic cover, Side entry, Han-Easy Lock®, IP65 	1x M20 2x M20 2x M25 2x M32	19 30 010 1255 19 30 010 1295	19 30 010 0296 19 30 010 0297	
Han® B, Surface mounted housing, With metal cover, Side entry, Han-Easy Lock®, IP65 	2x M20 2x M25 2x M32	19 30 010 2295	19 30 010 7296 19 30 010 7297	
				
				
				



Identification	Cable entry	Part number		Drawing (dimensions in mm)
		Low construction	High construction	
Han® B, Cable to cable housing, Top entry, Han-Easy Lock®, IP65 	1x M20 1x M25 1x M32	19 30 010 1750	19 30 010 0756 19 30 010 0757	
Han® B, Panel feed through housing, Top entry, Han-Easy Lock®, IP65 	1x M25 1x M32		19 30 010 1131 19 30 010 1132	<p>Panel cut out</p>
Han® B, Protection cover, for hoods, Metal, With fixing cord, Han-Easy Lock®, IP65 		09 30 010 5432	09 30 010 5432	


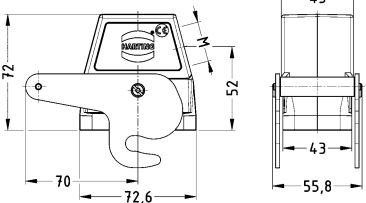

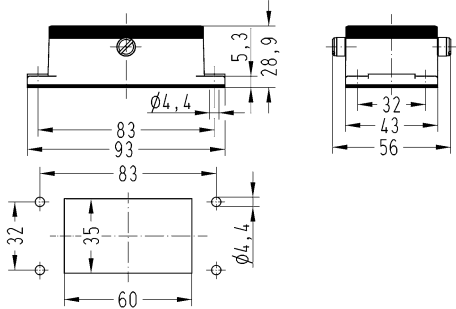

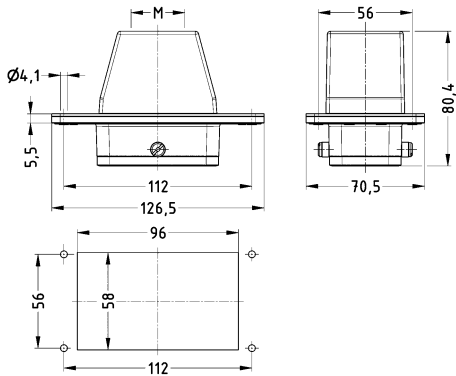


Housings

Identification	Cable entry	Part number		Drawing (dimensions in mm)
		Low construction	High construction	
Han® B, Protection cover, for bulkhead mounted housings, for surface mounted housings, for cable to cable housing, Thermoplastic, With fixing cord, IP65		09 30 010 5412	09 30 010 5412	


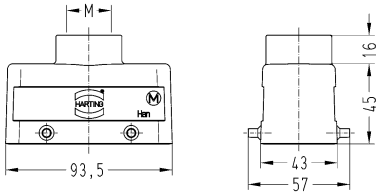
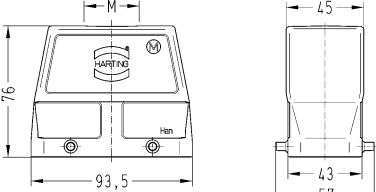
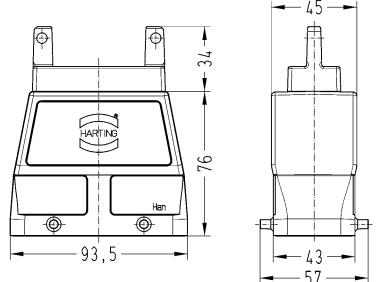
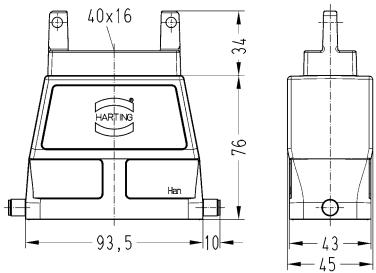




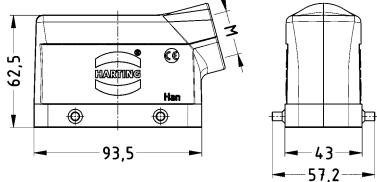
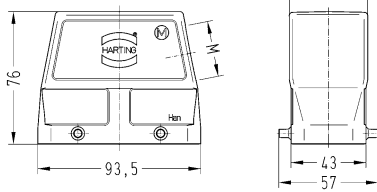
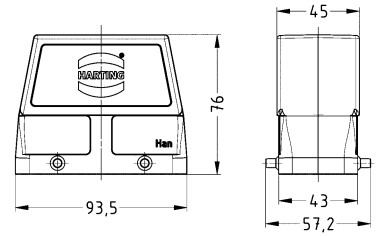

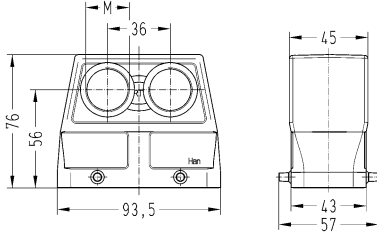

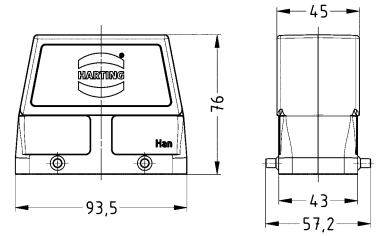

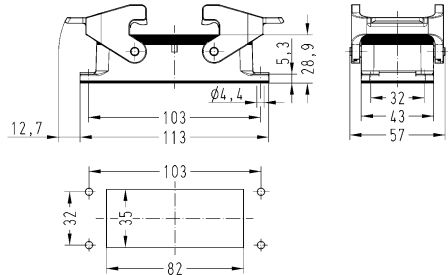
Standard hoods/housings for industrial connectors  
Central locking lever (on the hood)

Identification	Cable entry	Part number		Drawing (dimensions in mm)
		Low construction	High construction	
Han® B, Hood, Side entry, IP65  	1x M25		19 30 010 0586	
Han® B, Bulkhead mounted housing, IP65  		09 30 010 0381		 Panel cut out
Han® B, Panel feed through housing, Top entry, IP65  	1x M25 1x M32		19 30 010 1141 19 30 010 1142	 Panel cut out

Standard hoods/housings for industrial connectors  
Double locking lever


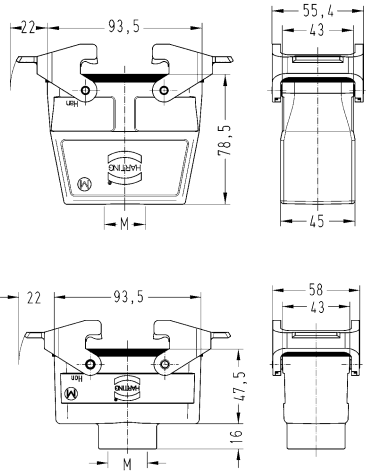

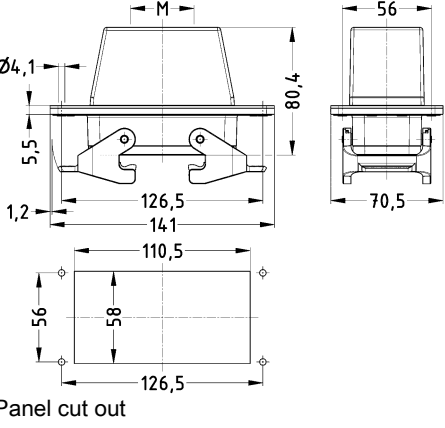

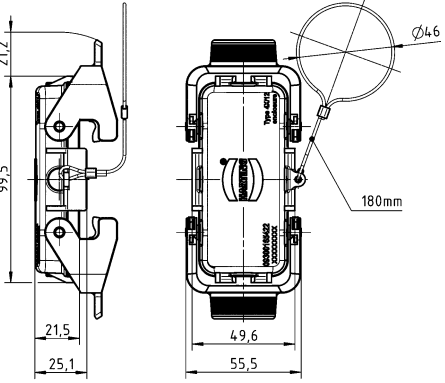
Housings

Identification	Cable entry	Part number		Drawing (dimensions in mm)
		Low construction	High construction	
Han® B, Hood, Top entry, IP65, IP66, IP67  	1x M25 1x M32 1x M40 2x M25	19 30 016 1421 19 30 016 1422	19 30 016 0427 19 30 016 0428 19 30 016 0466	   
			09 30 016 4411 09 30 016 4441	
Han® B, Hood, Flat cable entry, Top entry, IP65  				

Identification	Cable entry	Part number		Drawing (dimensions in mm)
		Low construction	High construction	
Han® B, Hood, Side entry, IP65, IP66, IP67  	1x M25 1x M32 1x M40	19 30 016 1521 19 30 016 1522	19 30 016 0527 19 30 016 0528	
			19 30 016 0666	
			09 30 016 0801	
Han® B, Hood, Angled entry, IP65, IP66, IP67  	2x M25		19 30 016 0666	
Han® B, Hood, Without cable entry, IP65, IP66, IP67  			09 30 016 0801	
Han® B, Bulkhead mounted housing, Han-Easy Lock®, IP65  		09 30 016 0301		 <p>Panel cut out</p>

Housings

Identification	Cable entry	Part number		Drawing (dimensions in mm)
		Low construction	High construction	
Han® B, Bulkhead mounted housing, Rear mounting, Han-Easy Lock®, IP66  Pack contents: Mounting frame is included with- in the delivery		09 30 016 0391		<p>Panel cut out</p>
Han® B, Bulkhead mounted housing, Rear mounting, Han-Easy Lock®, IP66		09 30 016 0392		<p>Panel cut out</p>
Han® B, Bulkhead mounted housing, Han-Easy Lock®, IP65, IP67		09 30 016 1301		<p>Panel cut out</p>
Han® B, Surface mounted housing, Side entry, Han-Easy Lock®, IP65	1x M25 1x M32 2x M25 2x M32 2x M40	19 30 016 1231 19 30 016 1271	19 30 016 0232 19 30 016 0271 19 30 016 0272 19 30 016 0273	<p>Panel cut out</p>

Identification	Cable entry	Part number		Drawing (dimensions in mm)
		Low construction	High construction	
Han® B, Cable to cable housing, Top entry, Han-Easy Lock®, IP65 	1x M25 1x M32 1x M40	19 30 016 1731 19 30 016 1732	19 30 016 0736 19 30 016 0737 19 30 016 0738	
Han® B, Panel feed through housing, Top entry, Han-Easy Lock®, IP65 	1x M32 1x M40		19 30 016 1121 19 30 016 1122	
Han® B, Protection cover, for hoods, Metal, With fixing cord, Han-Easy Lock®, IP65 		09 30 016 5422	09 30 016 5422	


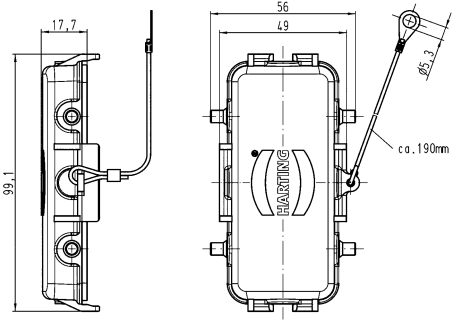


Housings

Identification	Cable entry	Part number		Drawing (dimensions in mm)
		Low construction	High construction	
Han® B, Protection cover, for hoods, Metal, With fixing cord, IP65		09 30 016 5426 09 30 016 5457	09 30 016 5426 09 30 016 5457	
Han® B, Protection cover, for bulkhead mounted housings, for surface mounted housings, Thermoplastic, IP65		09 30 016 5405	09 30 016 5405	
Han® B, Protection cover, for bulkhead mounted housings, for surface mounted housings, Thermoplastic, With fixing cord, IP65		09 30 016 5417	09 30 016 5417	






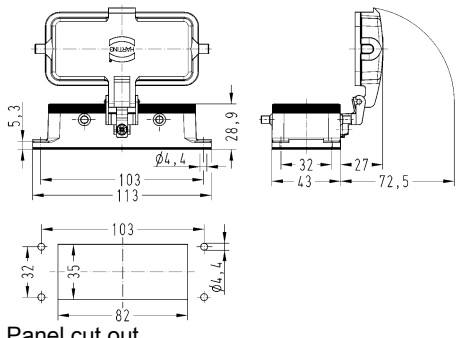

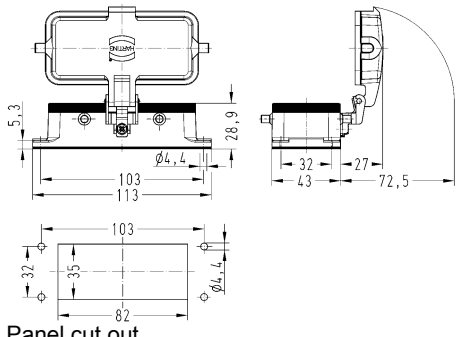

Identification	Cable entry	Part number		Drawing (dimensions in mm)
		Low construction	High construction	
<p>Han® B, Protection cover, for bulkhead mounted housings, for surface mounted housings, Metal, With fixing cord, IP65</p> 		09 30 016 5425	09 30 016 5425	



Standard hoods/housings for industrial connectors  
 Double locking lever (on the hood)


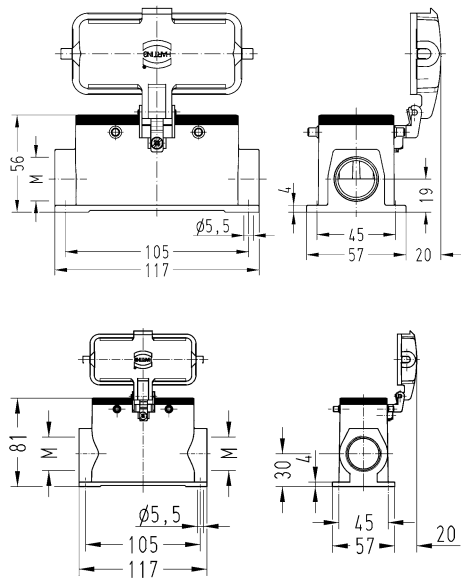
Housings

Identification	Cable entry	Part number		Drawing (dimensions in mm)	
		Low construction	High construction		
Han® B, Hood, Top entry, Han-Easy Lock®, IP65, IP66, IP67	1x M25 1x M32 1x M40	19 30 016 1431 19 30 016 1432	19 30 016 0437 19 30 016 0438		
Han® B, Hood, Flat cable entry, Top entry, Han-Easy Lock®, IP65			09 30 016 4431		
Han® B, Hood, Side entry, Han-Easy Lock®, IP65, IP66, IP67	1x M25 1x M32 1x M40	19 30 016 1531	19 30 016 0537 19 30 016 0538		


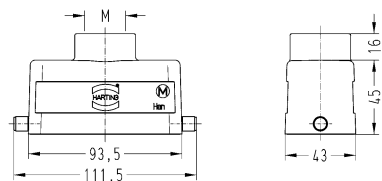
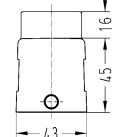

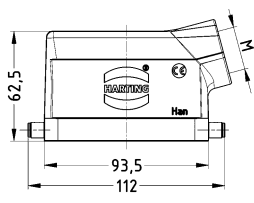
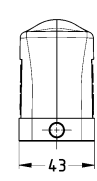

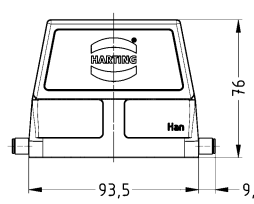
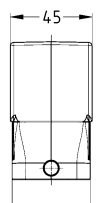
Identification	Cable entry	Part number		Drawing (dimensions in mm)
		Low construction	High construction	
Han® B, Bulkhead mounted housing, With thermo-plastic cover, IP65  		09 30 016 0302		 <p>Panel cut out</p>
Han® B, Bulkhead mounted housing, With metal cover, IP65  		09 30 016 0317		 <p>Panel cut out</p>
Han® B, Bulkhead mounted housing, With self-closing cover, IP65, IP67  		09 30 016 1314		
IP44 for self-closing covers in unlocked position				




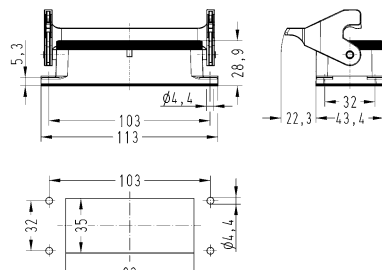

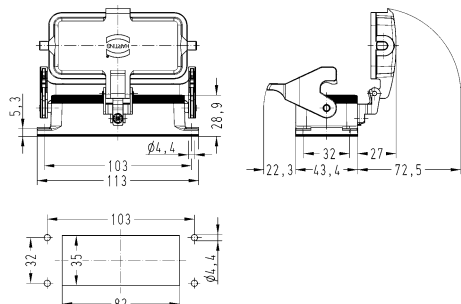

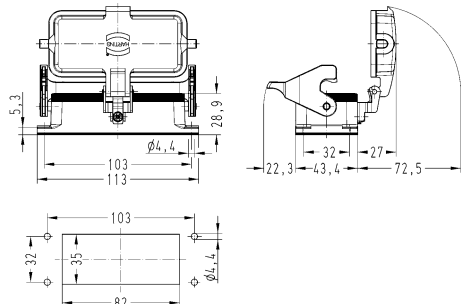

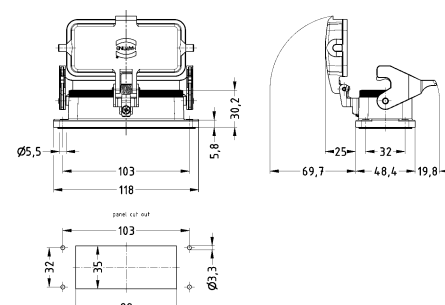
Housings



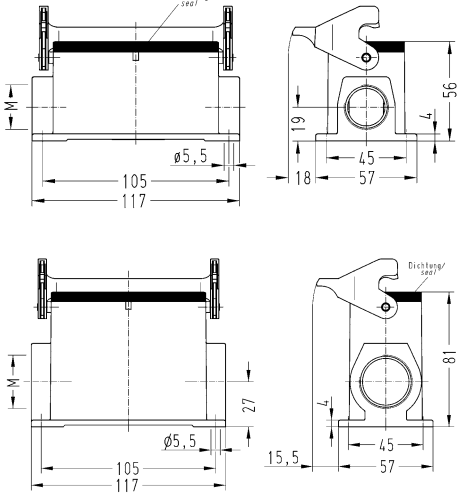

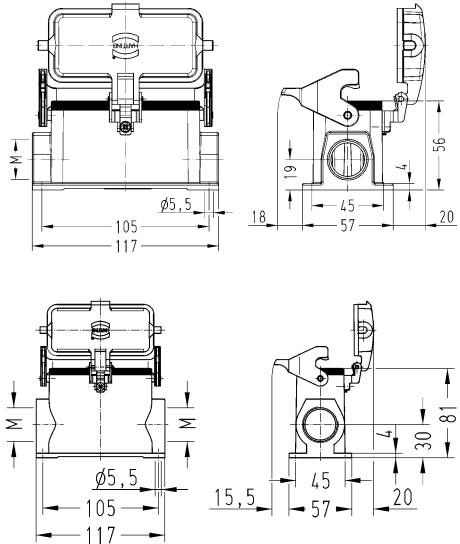
Identification	Cable entry	Part number		Drawing (dimensions in mm)
		Low construction	High construction	
Han® B, Surface mounted housing, With thermo-plastic cover, Side entry, IP65 	1x M25 2x M25 2x M32	19 30 016 1226 19 30 016 1266	19 30 016 0267	

Standard hoods/housings for industrial connectors  
Single locking lever

Identification	Cable entry	Part number		Drawing (dimensions in mm)	
		Low construction	High construction		
Han® B, Hood, Top entry, IP65, IP66, IP67  	1x M25 1x M32 1x M40 2x M25	19 30 016 1441	19 30 016 0446		
		19 30 016 1442	19 30 016 0447 19 30 016 0448 19 30 016 0456		
Han® B, Hood, Side entry, IP65, IP66, IP67  	1x M25 1x M32 1x M40	19 30 016 1541	19 30 016 0547		
		19 30 016 1542	19 30 016 0548		
Han® B, Hood, Without cable entry, IP65, IP66, IP67  			09 30 016 0803		


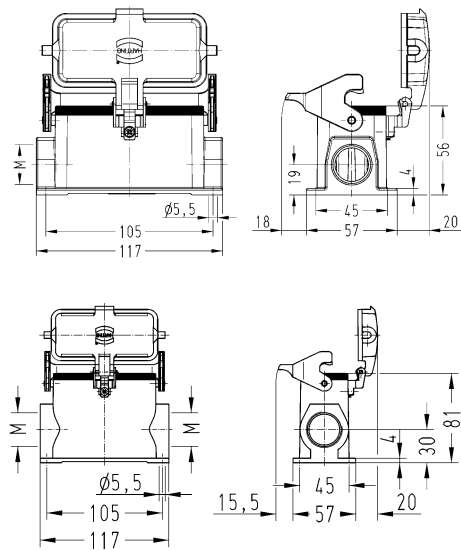

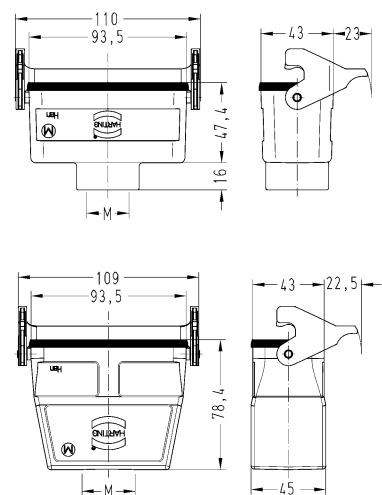

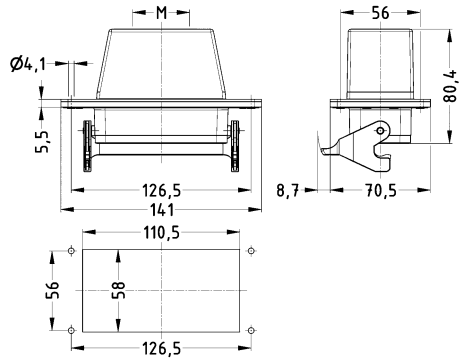
Housings

Identification	Cable entry	Part number		Drawing (dimensions in mm)
		Low construction	High construction	
Han® B, Bulkhead mounted housing, Han-Easy Lock®, IP65  		09 30 016 0307		 <p>Panel cut out</p>
Han® B, Bulkhead mounted housing, Han-Easy Lock®, IP65, IP67		09 30 016 1307		
Han® B, Bulkhead mounted housing, With thermo-plastic cover, Han-Easy Lock®, IP65  		09 30 016 0306		 <p>Panel cut out</p>
Han® B, Bulkhead mounted housing, With metal cover, Han-Easy Lock®, IP65  		09 30 016 0318		 <p>Panel cut out</p>
Han® B, Bulkhead mounted housing, With self-closing cover, Han-Easy Lock®, IP65  		09 30 016 1306		 <p>Panel cut out</p>
IP44 for self-closing covers in unlocked position				

Identification	Cable entry	Part number		Drawing (dimensions in mm)
		Low construction	High construction	
Han® B, Bulkhead mounted housing, With thermo-plastic cover, Han-Easy Lock®, IP65, IP67 		09 30 016 1308		
Han® B, Surface mounted housing, Side entry, Han-Easy Lock®, IP65 	1x M25 1x M32 2x M25 2x M32	19 30 016 1251 19 30 016 1291	19 30 016 0252 19 30 016 0291 19 30 016 0292	
Han® B, Surface mounted housing, With thermo-plastic cover, Side entry, Han-Easy Lock®, IP65 	1x M25 2x M25 2x M32	19 30 016 1256 19 30 016 1296	19 30 016 0297	



Housings

Identification	Cable entry	Part number		Drawing (dimensions in mm)
		Low construction	High construction	
Han® B, Surface mounted housing, With metal cover, Side entry, Han-Easy Lock®, IP65 	2x M25 2x M32	19 30 016 2296	19 30 016 7297	
Han® B, Cable to cable housing, Top entry, Han-Easy Lock®, IP65 	1x M25 1x M32	19 30 016 1751 19 30 016 1752	19 30 016 0757	
Han® B, Panel feed through housing, Top entry, Han-Easy Lock®, IP65 	1x M32 1x M40		19 30 016 1131 19 30 016 1132	 <p>Panel cut out</p>




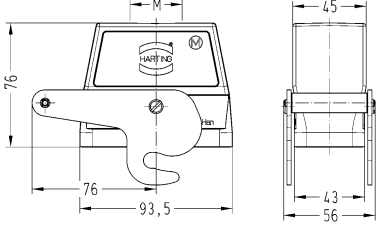

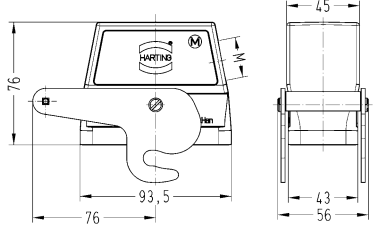

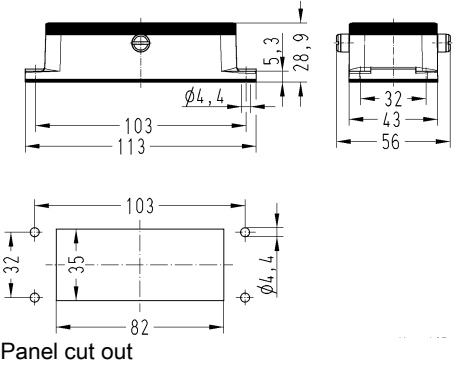

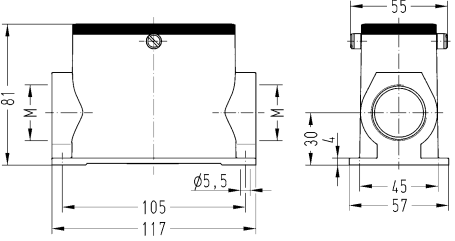
Identification	Cable entry	Part number		Drawing (dimensions in mm)
		Low construc- tion	High construc- tion	
Han® B, Protection cover, for hoods, Metal, Han-Easy Lock®, IP65		09 30 016 5432	09 30 016 5432	



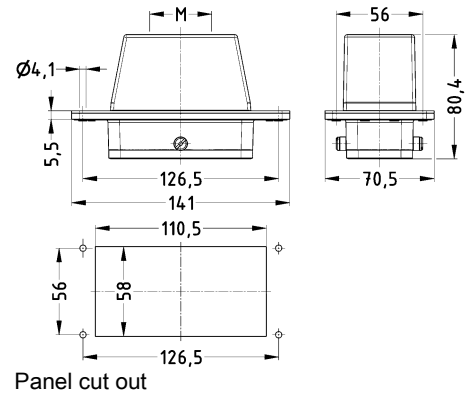


Standard hoods/housings for industrial connectors  
Central locking lever (on the hood)

Housings

Identification	Cable entry	Part number		Drawing (dimensions in mm)
		Low construction	High construction	
Han® B, Hood, Top entry, IP65  	1x M32		19 30 016 0487	
Han® B, Hood, Side entry, IP65  	1x M25 1x M32		19 30 016 0586 19 30 016 0587	
Han® B, Bulkhead mounted housing, IP65  		09 30 016 0381		 <p>Panel cut out</p>
Han® B, Surface mounted housing, Side entry, IP65  	2x M32		19 30 016 0282	


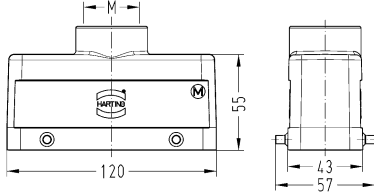

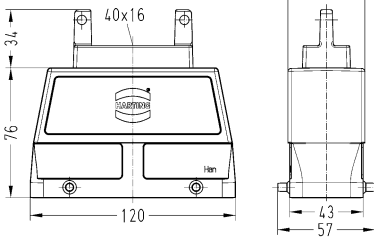

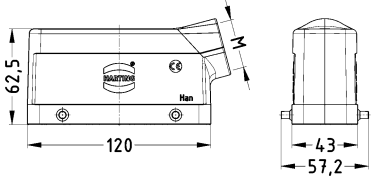
Identification	Cable entry	Part number		Drawing (dimensions in mm)
		Low construction	High construction	
Han® B, Panel feed through housing, Top entry, IP65	1x M32 1x M40		19 30 016 1141 19 30 016 1142	<p>Panel cut out</p>


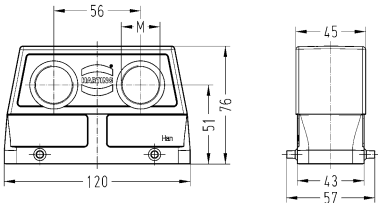

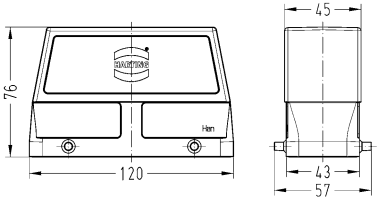

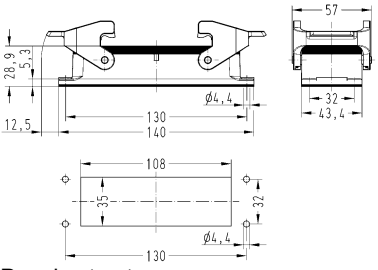

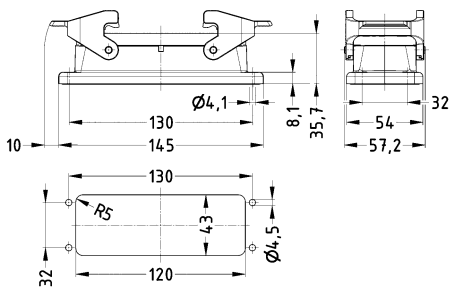





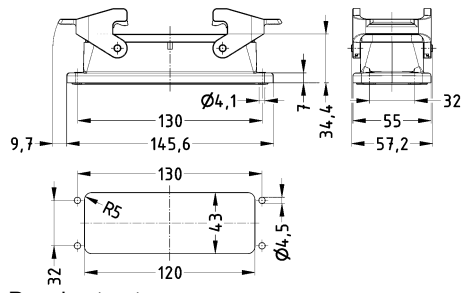

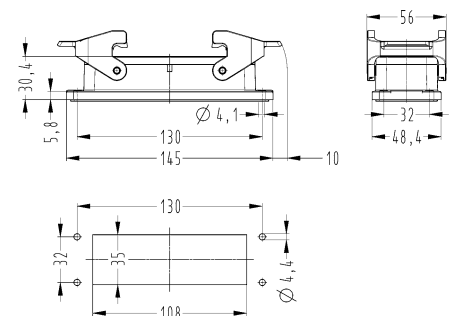

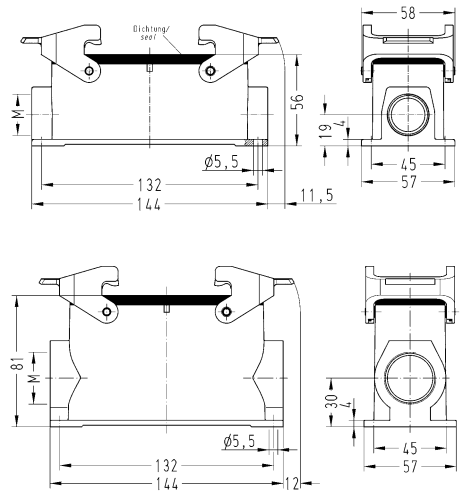
Standard hoods/housings for industrial connectors  
Double locking lever


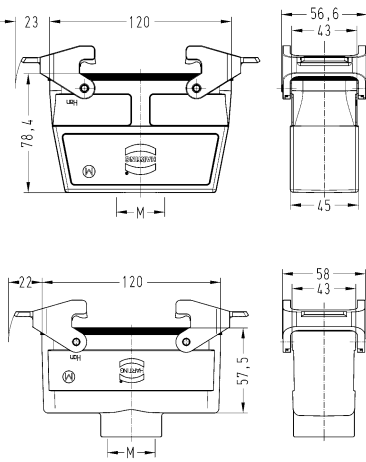

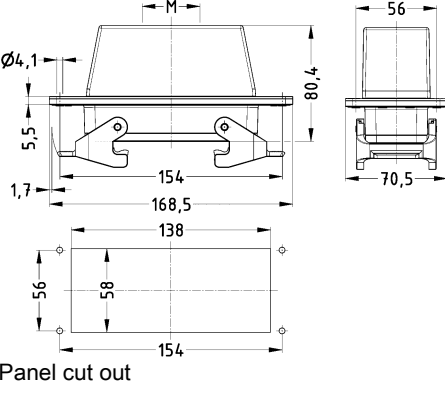

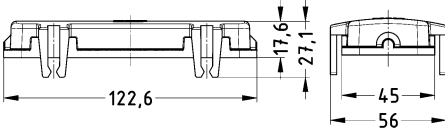

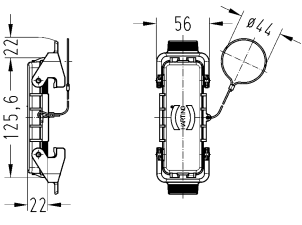
Housings

Identification	Cable entry	Part number		Drawing (dimensions in mm)
		Low construction	High construction	
Han® B, Hood, Top entry, IP65, IP66, IP67  	1x M32 1x M40 2x M25 2x M32	19 30 024 1422	19 30 024 0427 19 30 024 0428 19 30 024 0466 19 30 024 0467	
			09 30 024 4411	
Han® B, Hood, Flat cable entry, Top entry, IP65  			09 30 024 4411	
Han® B, Hood, Side entry, IP65, IP66, IP67  	1x M25 1x M32 1x M40 1x M40	19 30 024 1521 19 30 024 1522	19 30 024 0527 19 30 024 0523 19 30 024 0528	
			09 30 024 4411	

Identification	Cable entry	Part number		Drawing (dimensions in mm)
		Low construction	High construction	
Han® B, Hood, Angled entry, IP65, IP66, IP67  	2x M25		19 30 024 0666	
Han® B, Hood, Without cable entry, IP65, IP66, IP67  			09 30 024 0801	
Han® B, Bulkhead mounted housing, Han-Easy Lock®, IP65  		09 30 024 0301		 <p>Panel cut out</p>
Han® B, Bulkhead mounted housing, Rear mounting, Han-Easy Lock®, IP66  Pack contents: Mounting frame is included with in the delivery  		09 30 024 0391		 <p>Panel cut out</p>


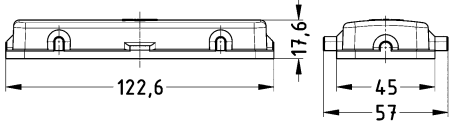

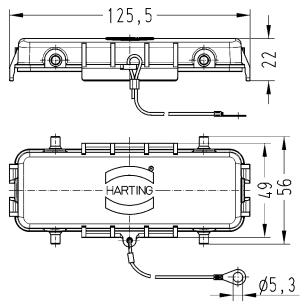

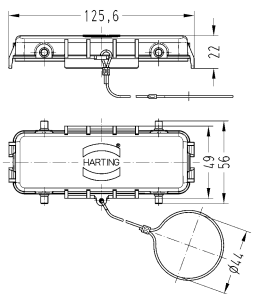
Housings

Identification	Cable entry	Part number		Drawing (dimensions in mm)
		Low construction	High construction	
Han® B, Bulkhead mounted housing, Rear mounting, Han-Easy Lock®, IP66  		09 30 024 0392		 <p>Panel cut out</p>
Han® B, Bulkhead mounted housing, Han-Easy Lock®, IP65, IP67  		09 30 024 1301		 <p>Panel cut out</p>
Han® B, Surface mounted housing, Side entry, Han-Easy Lock®, IP65  	1x M25 1x M32 2x M25 2x M32 2x M40	19 30 024 1231 19 30 024 1271	19 30 024 0232 19 30 024 0272 19 30 024 0273	

Identification	Cable entry	Part number		Drawing (dimensions in mm)
		Low construction	High construction	
Han® B, Cable to cable housing, Top entry, Han-Easy Lock®, IP65 	1x M32 1x M40	19 30 024 1732	19 30 024 0737 19 30 024 0738	
Han® B, Panel feed through housing, Top entry, Han-Easy Lock®, IP65 	1x M32 1x M40		19 30 024 1121 19 30 024 1122	
Han® B, Protection cover, for hoods, Thermoplastic, With board locks, IP65 		09 30 024 5401	09 30 024 5401	
Han® B, Protection cover, for hoods, Metal, With fixing cord, Han-Easy Lock®, IP65 		09 30 024 5422	09 30 024 5422	






Housings

Identification	Cable entry	Part number		Drawing (dimensions in mm)
		Low construction	High construction	
<p>Han® B, Protection cover, for bulkhead mounted housings, for surface mounted housings, Thermoplastic, IP65</p> 		09 30 024 5405	09 30 024 5405	
<p>Han® B, Protection cover, for bulkhead mounted housings, for surface mounted housings, Metal, With fixing cord, IP65</p> 		09 30 024 5425	09 30 024 5425	
<p>Han® B, Protection cover, for cable to cable housing, Metal, With fixing cord, IP65</p> 		09 30 024 5426	09 30 024 5426	


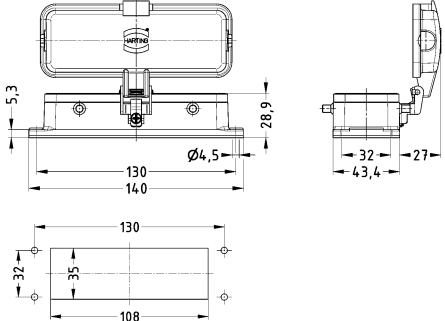


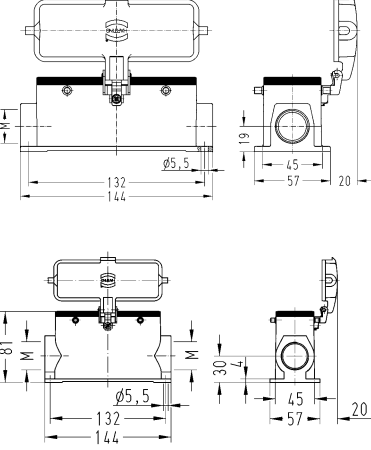

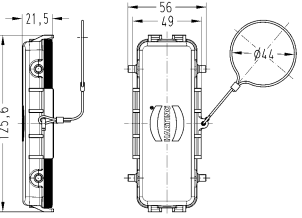


Standard hoods/housings for industrial connectors  
Double locking lever (on the hood)


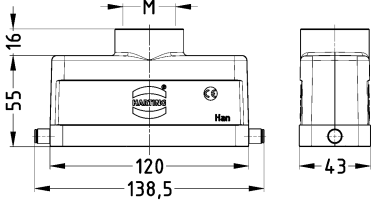

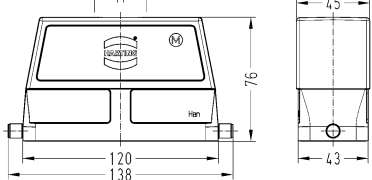

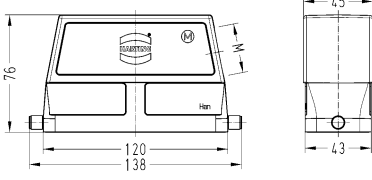
Identification	Cable entry	Part number		Drawing (dimensions in mm)
		Low construction	High construction	
Han® B, Hood, Top entry, Han-Easy Lock®, IP65, IP66, IP67  	1x M32 1x M40	19 30 024 1432	19 30 024 0437 19 30 024 0438	
		19 30 024 1531	19 30 024 0537 19 30 024 0538	
Han® B, Hood, Side entry, Han-Easy Lock®, IP65, IP66, IP67  	1x M25 1x M32 1x M40	19 30 024 1531	19 30 024 0537 19 30 024 0538	
Han® B, Bulkhead mounted housing, With thermo-plastic cover, IP65  		09 30 024 0302		<p>Panel cut out</p>




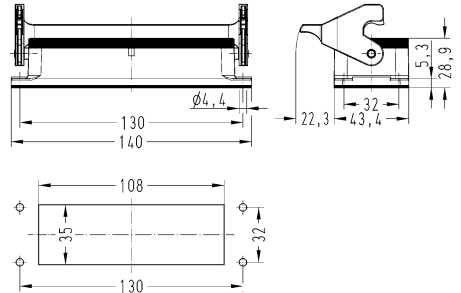

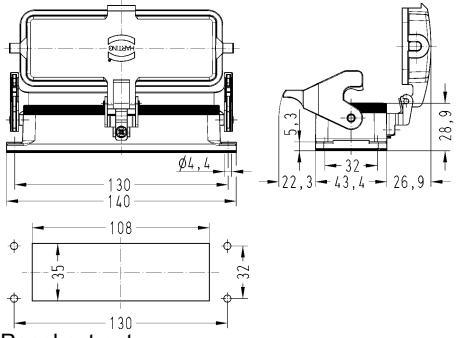

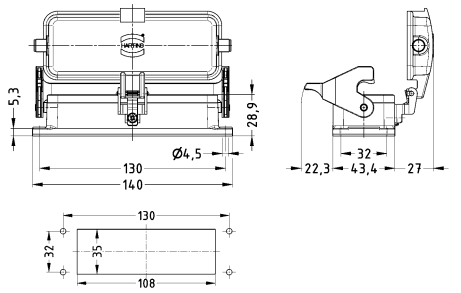

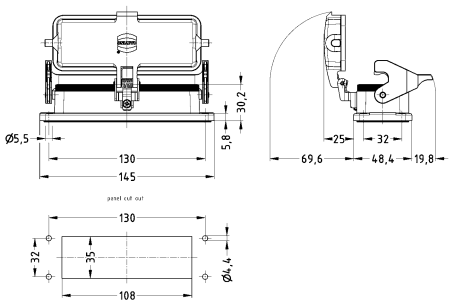
Housings



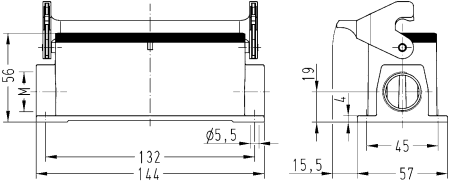

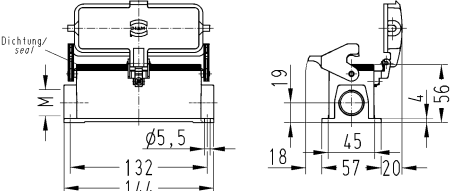

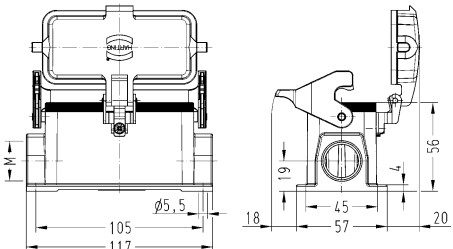
Identification	Cable entry	Part number		Drawing (dimensions in mm)
		Low construction	High construction	
Han® B, Bulkhead mounted housing, With metal cover, IP65  		09 30 024 0317		 <p>Panel cut out</p>
Han® B, Bulkhead mounted housing, With self-closing cover, IP65, IP67   <p>IP44 for self-closing covers in unlocked position</p>		09 30 024 1314		
Han® B, Surface mounted housing, With thermo-plastic cover, Side entry, IP65  	1x M25 2x M25 2x M32	19 30 024 1226 19 30 024 1266	19 30 024 0267	
Han® B, Protection cover, for hoods, Metal, With fixing cord, IP65  		09 30 024 5442	09 30 024 5442	

Standard hoods/housings for industrial connectors  
Single locking lever


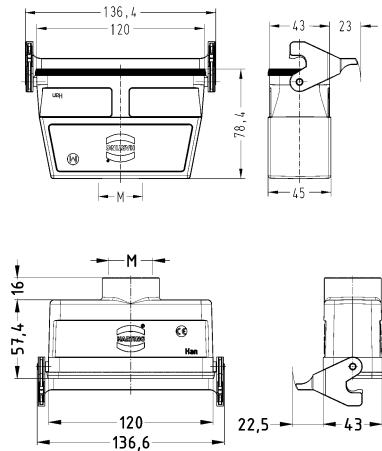

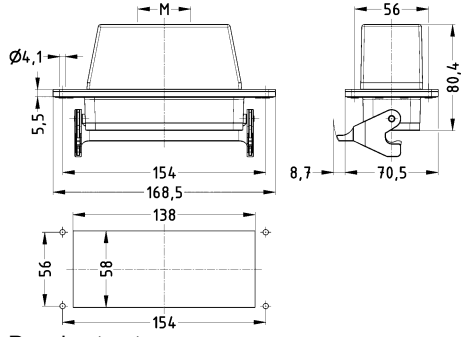

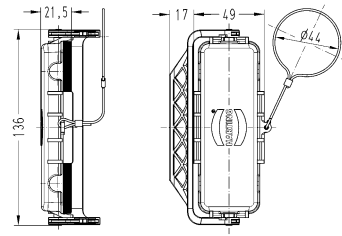

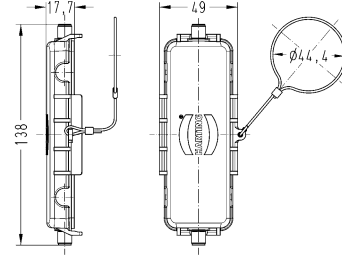
Identification	Cable entry	Part number		Drawing (dimensions in mm)	
		Low construc- tion	High construc- tion		
Han® B, Hood, Top entry, IP65, IP66, IP67  	1x M32 1x M40 2x M25 2x M32	19 30 024 1442	19 30 024 0447 19 30 024 0448 19 30 024 0456 19 30 024 0457		
Han® B, Hood, Side entry, IP65, IP66, IP67  	1x M25 1x M32 1x M40	19 30 024 1541 19 30 024 1542	19 30 024 0547 19 30 024 0548		
Han® B, Hood, Without cable entry, IP65, IP66, IP67  			09 30 024 0803		

Housings

Identification	Cable entry	Part number		Drawing (dimensions in mm)
		Low construction	High construction	
Han® B, Bulkhead mounted housing, Han-Easy Lock®, IP65  		09 30 024 0307		 <p>Panel cut out</p>
Han® B, Bulkhead mounted housing, Han-Easy Lock®, IP65, IP67		09 30 024 1307		
Han® B, Bulkhead mounted housing, With thermo-plastic cover, Han-Easy Lock®, IP65  		09 30 024 0304		 <p>Panel cut out</p>
Han® B, Bulkhead mounted housing, With metal cover, Han-Easy Lock®, IP65  		09 30 024 0318		 <p>Panel cut out</p>
Han® B, Bulkhead mounted housing, With self-closing cover, Han-Easy Lock®, IP65  		09 30 024 1306		 <p>Panel cut out</p>
IP44 for self-closing covers in unlocked position				


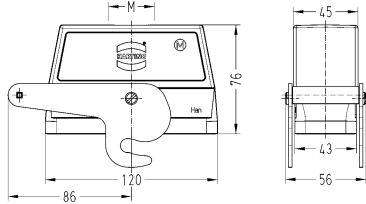

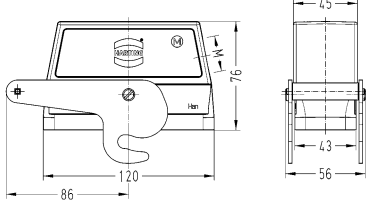

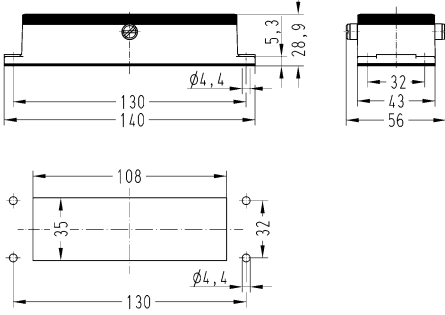

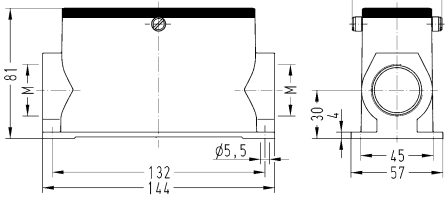
Identification	Cable entry	Part number		Drawing (dimensions in mm)
		Low construction	High construction	
Han® B, Bulkhead mounted housing, With thermo-plastic cover, Han-Easy Lock®, IP65, IP67  		09 30 024 1308		
Han® B, Surface mounted housing, Side entry, Han-Easy Lock®, IP65  	1x M25 2x M25 2x M32	19 30 024 1251 19 30 024 1291	19 30 024 0292	
Han® B, Surface mounted housing, With thermo-plastic cover, Side entry, Han-Easy Lock®, IP65  	1x M25 2x M25 2x M32	19 30 024 1256 19 30 024 1296	19 30 024 0297	
Han® B, Surface mounted housing, With metal cover, Side entry, Han-Easy Lock®, IP65  	2x M25 2x M32	19 30 024 2296	19 30 024 7297	

Housings

Identification	Cable entry	Part number		Drawing (dimensions in mm)
		Low construction	High construction	
<p>Han® B, Cable to cable housing, Top entry, Han-Easy Lock®, IP65</p> 	1x M32	19 30 024 1752	19 30 024 0757	
<p>Han® B, Panel feed through housing, Top entry, Han-Easy Lock®, IP65</p> 	1x M32 1x M40		19 30 024 1131 19 30 024 1132	 <p>Panel cut out</p>
<p>Han® B, Protection cover, for hoods, Metal, With fixing cord, Han-Easy Lock®, IP65</p> 		09 30 024 5432	09 30 024 5432	
<p>Han® B, Protection cover, for cable to cable housing, Metal, With fixing cord, IP65</p> 		09 30 024 5436	09 30 024 5436	

Standard hoods/housings for industrial connectors  
Central locking lever (on the hood)

Housings

Identification	Cable entry	Part number		Drawing (dimensions in mm)
		Low construction	High construction	
Han® B, Hood, Top entry, IP65  	1x M32		19 30 024 0487	
Han® B, Hood, Side entry, IP65  	1x M25 1x M32 1x M40		19 30 024 0586 19 30 024 0587 19 30 024 0588	
Han® B, Bulkhead mounted housing, IP65  		09 30 024 0381		 Panel cut out
Han® B, Surface mounted housing, Side entry, IP65  	2x M32		19 30 024 0282	


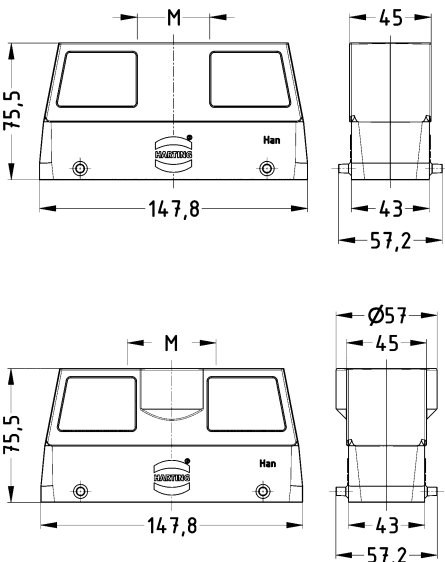

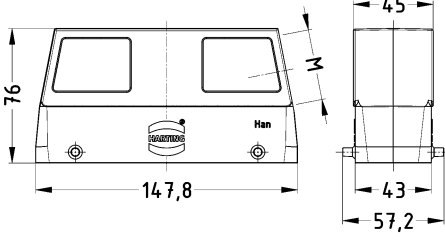

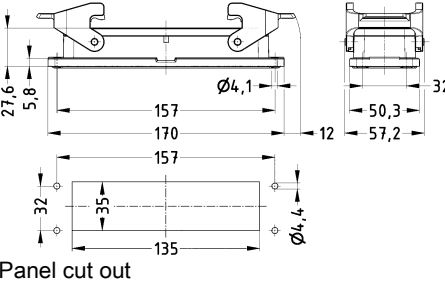


Housings


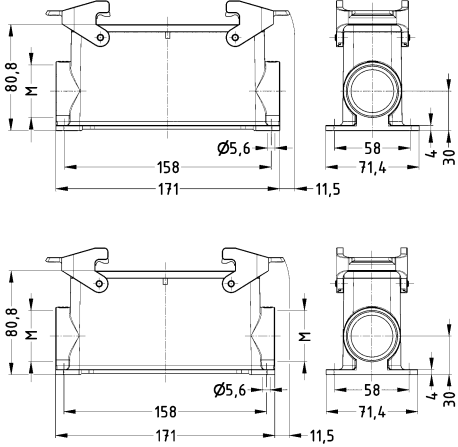

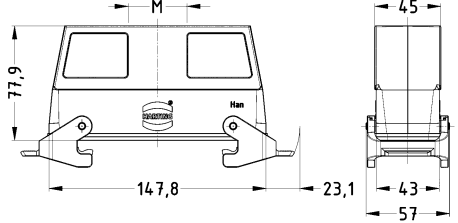
Identification	Cable entry	Part number		Drawing (dimensions in mm)
		Low construction	High construction	
Han® B, Panel feed through housing, Top entry, IP65	1x M32 1x M40		19 30 024 1141 19 30 024 1142	<p>Panel cut out</p>




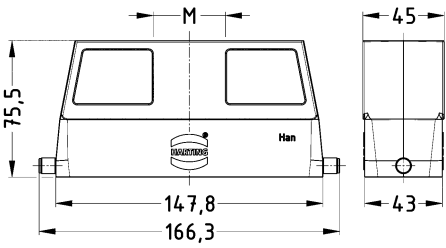
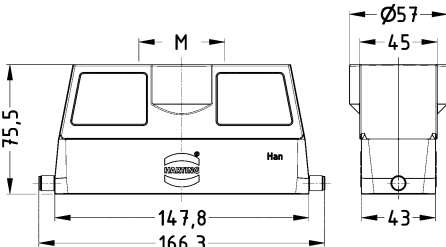
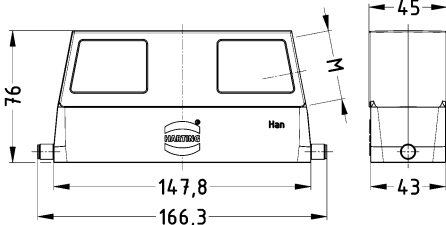

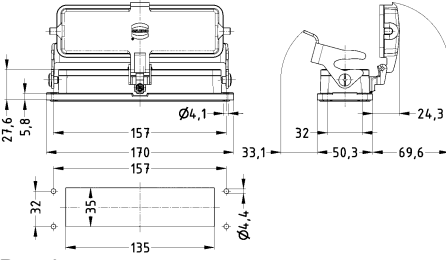
Standard hoods/housings for industrial connectors  
Double locking lever

Identification	Cable entry	Part number	Drawing (dimensions in mm)
<p>Han® B, Hood, Top entry, IP65</p> 	<p>1x M40 1x M50</p>	<p>19 30 132 0428 19 30 132 0429</p>	
<p>Han® B, Hood, Side entry, IP65</p> 	<p>1x M40</p>	<p>19 30 132 0528</p>	
<p>Han® B, Bulkhead mounted housing, Han-Easy Lock®, IP65</p> 		<p>09 30 132 0301</p>	 <p>Panel cut out</p>


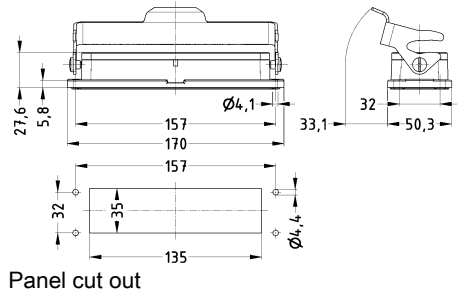
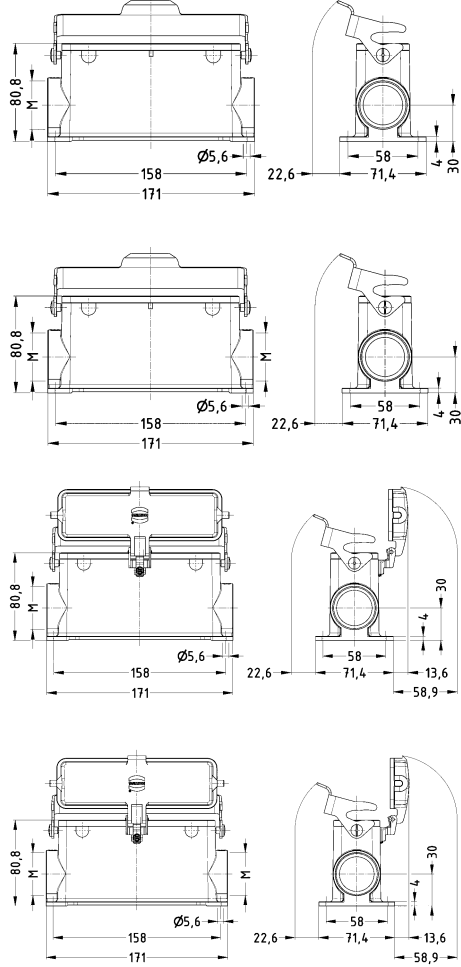

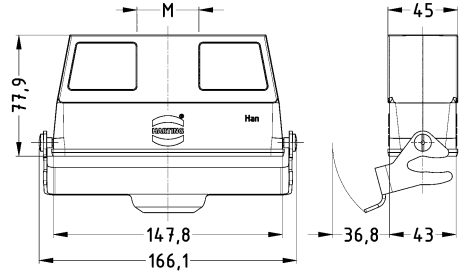
Housings

Identification	Cable entry	Part number	Drawing (dimensions in mm)
<p>Han® B, Surface mounted housing, Side entry, Han-Easy Lock®, IP65</p> 	<p>1x M40 2x M40</p>	<p>19 30 132 0271 19 30 132 0272</p>	
<p>Han® B, Cable to cable housing, Top entry, Han-Easy Lock®, IP65</p> 	<p>1x M40</p>	<p>19 30 132 0728</p>	


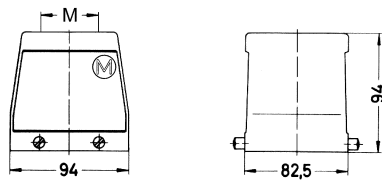

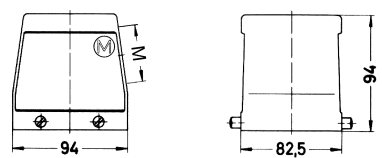

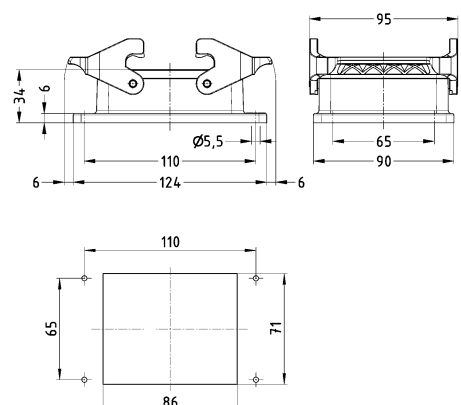

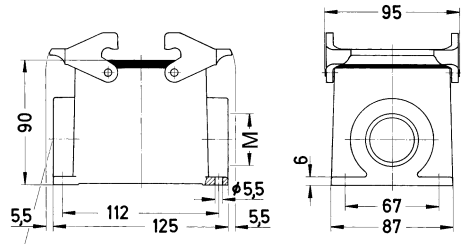
Standard hoods/housings for industrial connectors  
Single locking lever

Identification	Cable entry	Part number	Drawing (dimensions in mm)
Han® B, Hood, Top entry, IP65  	1x M40 1x M50	19 30 132 0441 19 30 132 0449	 
Han® B, Hood, Side entry, IP65	1x M40	19 30 132 0541	
Han® B, Bulkhead mounted housing, With thermo-plastic cover, IP65  		09 30 132 0304 ML	 <p>Panel cut out</p>


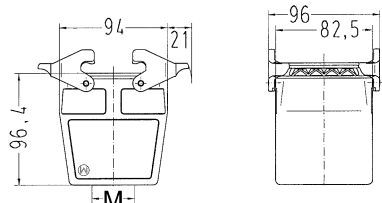

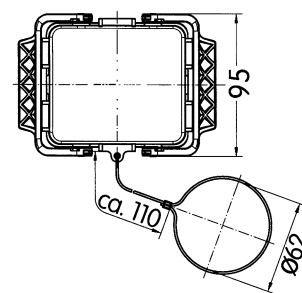

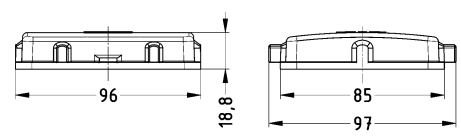

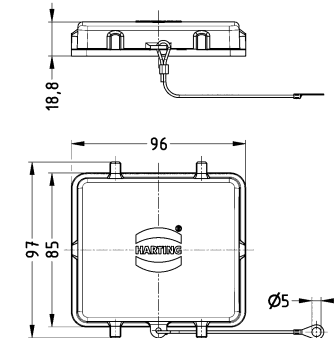

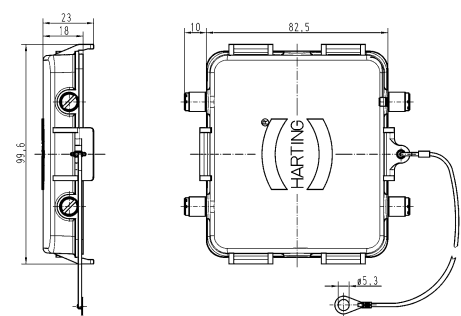
Housings


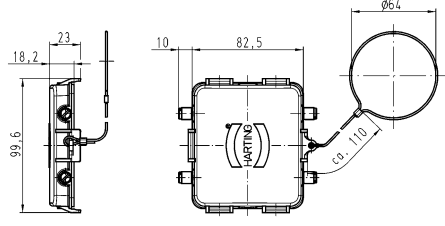
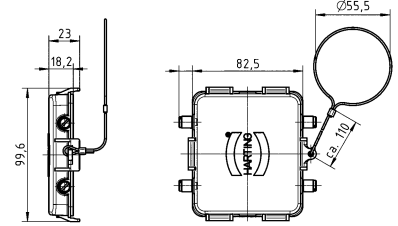
Identification	Cable entry	Part number	Drawing (dimensions in mm)
<p>Han® B, Bulkhead mounted housing, IP65</p> 		<p>09 30 132 0307 ML</p>	 <p>Panel cut out</p>
<p>Han® B, Surface mounted housing, Side entry, IP65</p> <p>Han® B, Surface mounted housing, With thermo-plastic cover, Side entry, IP65</p>	<p>1x M40 2x M40</p> <p>1x M40 2x M40</p>	<p>19 30 132 0275 ML 19 30 132 0276 ML</p> <p>19 30 132 2275 ML 19 30 132 2276 ML</p>	
<p>Han® B, Cable to cable housing, Top entry, IP65</p> 	<p>1x M40</p>	<p>19 30 132 0738 ML</p>	

Standard hoods/housings for industrial connectors  
Double locking lever

Identification	Cable entry	Part number		Drawing (dimensions in mm)	
		Low construction	High construction		
Han® B, Hood, Top entry, IP65  	1x M32 1x M40 1x M50		19 30 032 0427 19 30 032 0428 19 30 032 0429		
Han® B, Hood, Side entry, IP65  	1x M32 1x M40 1x M50		19 30 032 0527 19 30 032 0528 19 30 032 0529		
Han® B, Bulkhead mounted housing, Han-Easy Lock®, IP65  		09 30 032 0301		 <p>Panel cut out</p>	
Han® B, Surface mounted housing, Side entry, Han-Easy Lock®, IP65  	1x M32 2x M32 2x M40		19 30 032 0232 19 30 032 0272 19 30 032 0273		


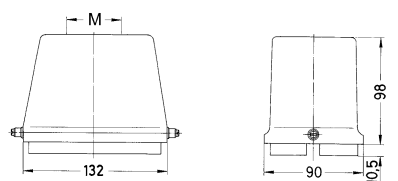

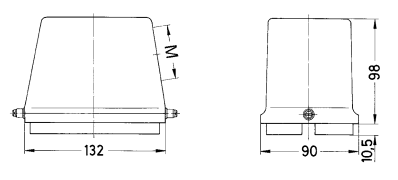

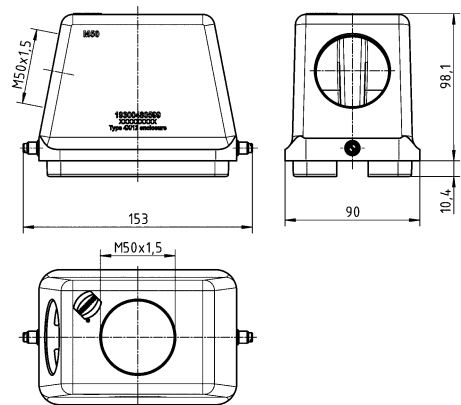

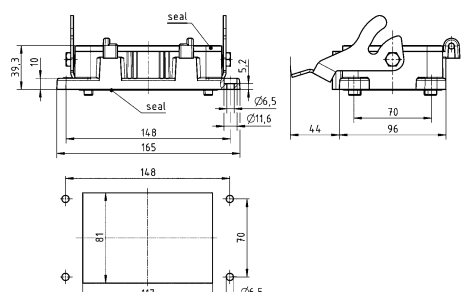
Housings

Identification	Cable entry	Part number		Drawing (dimensions in mm)
		Low construction	High construction	
Han® B, Cable to cable housing, Top entry, Han-Easy Lock®, IP65  	1x M40		19 30 032 0738	
Han® B, Protection cover, for hoods, Metal, With fixing cord, IP65  		09 30 032 5420	09 30 032 5420	
Han® B, Protection cover, for bulkhead mounted housings, for surface mounted housings, Thermoplastic, IP65  		09 30 032 5405	09 30 032 5405	
Han® B, Protection cover, for bulkhead mounted housings, for surface mounted housings, Thermoplastic, With fixing cord, IP65  		09 30 032 5406	09 30 032 5406	
Han® B, Protection cover, for bulkhead mounted housings, for surface mounted housings, Metal, With fixing cord, IP65  		09 30 032 5425	09 30 032 5425	


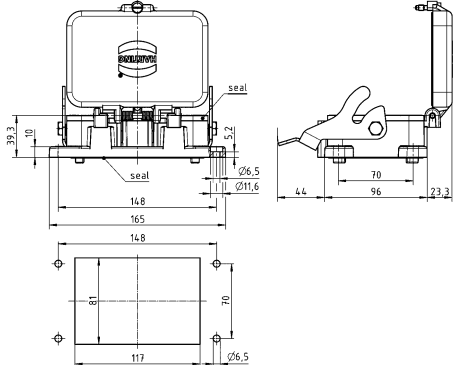

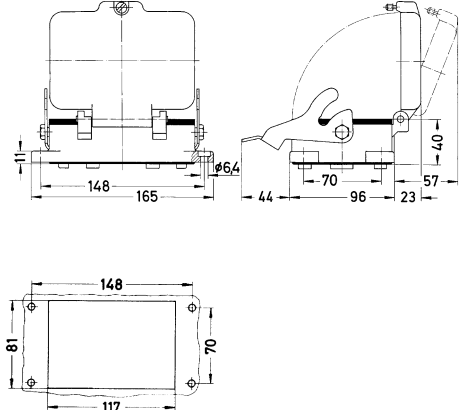

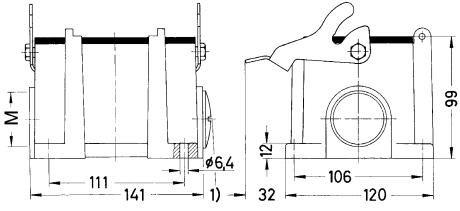

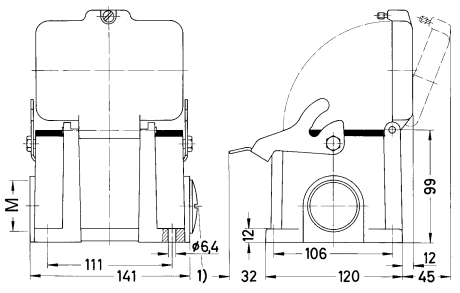
Identification	Cable entry	Part number		Drawing (dimensions in mm)
		Low construction	High construction	
<p>Han® B, Protection cover, for cable to cable housing, Metal, With fixing cord, for Pg 42, IP65</p> 		09 30 032 5426	09 30 032 5426	
<p>Han® B, Protection cover, for cable to cable housing, Metal, With fixing cord, for Pg 36, IP65</p>		09 30 032 5427	09 30 032 5427	

Standard hoods/housings for industrial connectors  
Single locking lever

Housings

Identification	Cable entry	Part number		Drawing (dimensions in mm)
		Low construction	High construction	
Han® B, Hood, Top entry, IP65  	1x M40 1x M50 1x M63		19 30 048 0448 19 30 048 0449 19 30 048 0450	
Han® B, Hood, Side entry, IP65  	1x M40 1x M50		19 30 048 0548 19 30 048 0549	
Han® B, Hood, Top/side entry, IP65  	1x M50, 1x M50		19 30 048 0599	
Han® B, Bulkhead mounted housing, O-Ring seal, IP65  		09 30 048 0302		 Panel cut out



Identification	Cable entry	Part number		Drawing (dimensions in mm)
		Low construction	High construction	
Han® B, Bulkhead mounted housing, With thermo-plastic cover, O-Ring seal, IP65  		09 30 048 0301		 <p>Panel cut out</p>
Han® B, Bulkhead mounted housing, With metal cover, O-Ring seal, IP65  		09 30 048 0317		 <p>Panel cut out</p>
Han® B, Surface mounted housing, Side entry, IP65  	2x M32 2x M40		19 30 048 0292 19 30 048 0293	
Han® B, Surface mounted housing, With thermo-plastic cover, Side entry, IP65  	2x M40		19 30 048 0298	

## Features

- Hoods/housings for industrial applications

## Technical characteristics

Limiting temperature	-40 ... +125 °C
Degree of protection acc. to IEC 60529	IP54
Type rating acc. to UL 50 / UL 50E	4, 4X, 12
Material (hood/housing)	Aluminium die-cast
Surface (hood/housing)	Powder-coated
Colour (hood/housing)	RAL 7037 (dust grey)
Material (seal)	NBR
Material (locking)	Polycarbonate (PC), Stainless steel
Colour (locking)	RAL 7037 (dust grey)
RoHS	compliant


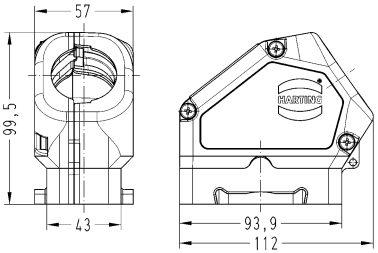

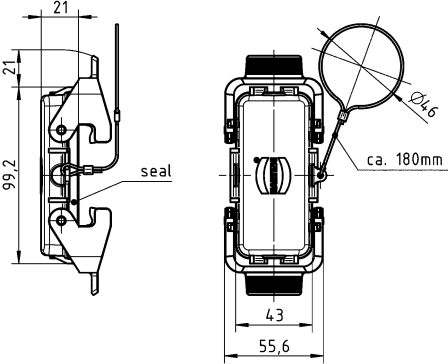
## Specifications and approvals

DNV GL

Housings


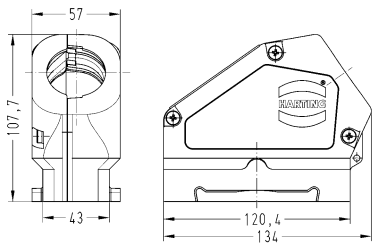

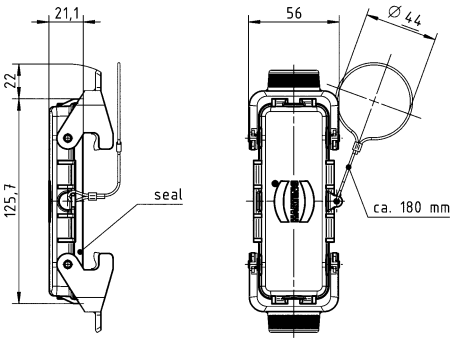
Double locking lever

Housings

Identification	Cable entry	Cable diameter (mm)	Part number	Drawing (dimensions in mm)
<p>Han® Easy Hood, Hood, Side entry, IP54</p> 	<p>1x Integrated</p>	<p>20 ... 34</p>	<p>11 30 016 0520</p>	
<p>Han® Easy Hood, Protection cover, for hoods, Metal, With fixing cord, Han-Easy Lock®, IP54</p> 			<p>11 30 016 5422</p>	

Double locking lever

Housings

Identification	Cable entry	Cable diameter (mm)	Part number	Drawing (dimensions in mm)
<p>Han® Easy Hood, Hood, Side entry, IP54</p> 	<p>1x Integrated</p>	<p>20 ... 34</p>	<p>11 30 024 0520</p>	
<p>Han® Easy Hood, Protection cover, for hoods, Metal, With fixing cord, IP54</p> 			<p>11 30 024 5422</p>	

## Technical characteristics

Material (cable glands) Thermoplastic  
Material (accessories) Thermoplastic

## Technical characteristics

Colour (accessories) Black  
RoHS compliant

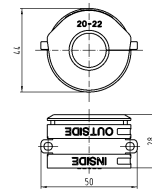
Identification	Size	Clamping range (mm)	Part number	Drawing (dimensions in mm)
----------------	------	---------------------	-------------	----------------------------

Cable seal,  
Han® Easy Hood



20 ... 22  
23 ... 25  
26 ... 28  
29 ... 31  
32 ... 34

11 30 000 9955  
11 30 000 9956  
11 30 000 9957  
11 30 000 9958  
11 30 000 9959

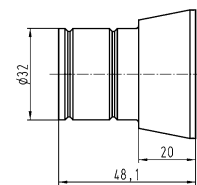
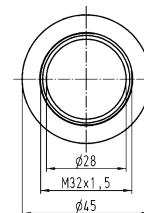
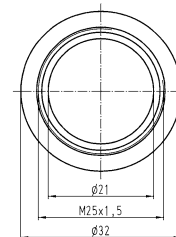


Han® Easy Hood,  
Thread adapter



M25  
M32

11 30 000 9961  
11 30 000 9962



## Features

- Angled housing replaces the terminal box
- Compact design saves space
- The position of the terminal housing can be switched by 90°
- Compatible with standard hoods for single lever size 10 B
- Locking levers: Han-Easy Lock®
- Star and delta circuits can be realised in the female connector Han® ESS
- Suitable for standard inserts

## Technical characteristics

Limiting temperature	-40 ... +125 °C
Degree of protection acc. to IEC 60529	IP65
Type rating acc. to UL 50 / UL 50E	4, 4X, 12
Material (hood/housing)	Aluminium die-cast
Surface (hood/housing)	Uncoated, Powder-coated
Colour (hood/housing)	RAL 7037 (dust grey)
Material (seal)	NBR
Material (locking)	Polycarbonate (PC), Stainless steel
Colour (locking)	RAL 7037 (dust grey)
Material flammability class acc. to UL 94 (locking levers)	V-0
RoHS	compliant


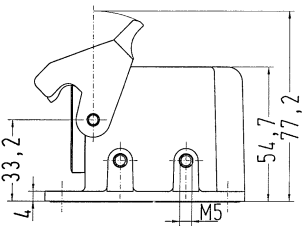

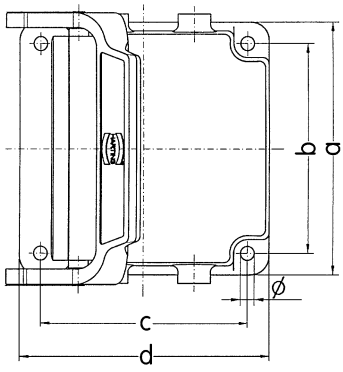

## Specifications and approvals

DNV GL

CE

Single locking lever

Housings

Identification	Part number	Drawing (dimensions in mm)
<p>Han-Drive®, Housing for motor application, Han-Easy Lock®, IP65</p> 	<p>09 30 410 0901 09 30 410 0909 09 30 410 0921</p>	
<p>Han-Drive®, Housing for motor application, With thermo-plastic cover, Han-Easy Lock®, IP65</p> 	<p>09 30 410 0951 09 30 410 0960 09 30 410 0970 09 30 410 0971 09 30 410 0974 09 30 410 0983</p>	
<p>Han-Drive®, Housing for motor application, Powder-coated, Han-Easy Lock®, IP65</p> 	<p>09 30 010 0901 09 30 010 0902</p>	

Housings

Identification	Part number	Drawing (dimensions in mm)
----------------	-------------	-------------------------------

Han-Drive®,  
Housing for motor application,  
Powder-coated,  
With thermo-plastic cover,  
Han-Easy Lock®,  
IP65




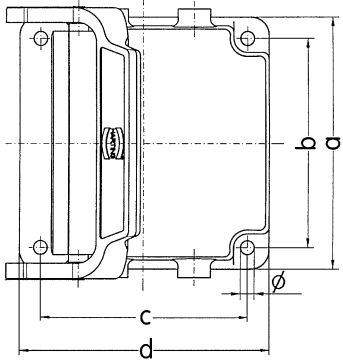

09 30 010 0961

	a	b	c	d	∅
09 30 010 0901	82	68	68	82	4,5
09 30 010 0902	98			98	
09 30 010 0961	82	70	70	82	
09 30 410 0901	82	68	68	82	4,5
09 30 410 0909	98			98	
09 30 410 0921	85	73	73	85	
09 30 410 0951	82	68	68	82	4,5
09 30 410 0960	98	70	70	98	4,3
09 30 410 0970	92	77	77	92	4,3
09 30 410 0971	85	73	73	85	5,5
09 30 410 0974	92	70	70	92	4,3
09 30 410 0983	92	80	80	92	5,1
09 62 810 0901	82	68	68	82	4,5
09 62 810 0974	92	70	70	92	4,1



Single locking lever

Housings

Identification	Part number	Drawing (dimensions in mm)																																																																																										
<p>Han-Drive®, Housing for motor application, EMC version, Han-Easy Lock®, IP65</p> 	<p>09 62 810 0901</p>																																																																																											
<p>Han-Drive®, Housing for motor application, EMC version, With thermo-plastic cover, Han-Easy Lock®, IP65</p> 	<p>09 62 810 0974</p>	<table border="1"> <thead> <tr> <th></th> <th>a</th> <th>b</th> <th>c</th> <th>d</th> <th>∅</th> </tr> </thead> <tbody> <tr> <td>09 30 010 0901</td> <td>82</td> <td>68</td> <td>68</td> <td>82</td> <td>4,5</td> </tr> <tr> <td>09 30 010 0902</td> <td>98</td> <td></td> <td></td> <td>98</td> <td></td> </tr> <tr> <td>09 30 010 0961</td> <td>82</td> <td>70</td> <td>70</td> <td>82</td> <td></td> </tr> <tr> <td>09 30 410 0901</td> <td>82</td> <td>68</td> <td>68</td> <td>82</td> <td>4,5</td> </tr> <tr> <td>09 30 410 0909</td> <td>98</td> <td></td> <td></td> <td>98</td> <td></td> </tr> <tr> <td>09 30 410 0921</td> <td>85</td> <td>73</td> <td>73</td> <td>85</td> <td></td> </tr> <tr> <td>09 30 410 0951</td> <td>82</td> <td>68</td> <td>68</td> <td>82</td> <td>4,5</td> </tr> <tr> <td>09 30 410 0960</td> <td>98</td> <td>70</td> <td>70</td> <td>98</td> <td>4,3</td> </tr> <tr> <td>09 30 410 0970</td> <td>92</td> <td>77</td> <td>77</td> <td>92</td> <td>4,3</td> </tr> <tr> <td>09 30 410 0971</td> <td>85</td> <td>73</td> <td>73</td> <td>85</td> <td>5,5</td> </tr> <tr> <td>09 30 410 0974</td> <td>92</td> <td>70</td> <td>70</td> <td>92</td> <td>4,3</td> </tr> <tr> <td>09 30 410 0983</td> <td>92</td> <td>80</td> <td>80</td> <td>92</td> <td>5,1</td> </tr> <tr> <td>09 62 810 0901</td> <td>82</td> <td>68</td> <td>68</td> <td>82</td> <td>4,5</td> </tr> <tr> <td>09 62 810 0974</td> <td>92</td> <td>70</td> <td>70</td> <td>92</td> <td>4,1</td> </tr> </tbody> </table>		a	b	c	d	∅	09 30 010 0901	82	68	68	82	4,5	09 30 010 0902	98			98		09 30 010 0961	82	70	70	82		09 30 410 0901	82	68	68	82	4,5	09 30 410 0909	98			98		09 30 410 0921	85	73	73	85		09 30 410 0951	82	68	68	82	4,5	09 30 410 0960	98	70	70	98	4,3	09 30 410 0970	92	77	77	92	4,3	09 30 410 0971	85	73	73	85	5,5	09 30 410 0974	92	70	70	92	4,3	09 30 410 0983	92	80	80	92	5,1	09 62 810 0901	82	68	68	82	4,5	09 62 810 0974	92	70	70	92	4,1
	a	b	c	d	∅																																																																																							
09 30 010 0901	82	68	68	82	4,5																																																																																							
09 30 010 0902	98			98																																																																																								
09 30 010 0961	82	70	70	82																																																																																								
09 30 410 0901	82	68	68	82	4,5																																																																																							
09 30 410 0909	98			98																																																																																								
09 30 410 0921	85	73	73	85																																																																																								
09 30 410 0951	82	68	68	82	4,5																																																																																							
09 30 410 0960	98	70	70	98	4,3																																																																																							
09 30 410 0970	92	77	77	92	4,3																																																																																							
09 30 410 0971	85	73	73	85	5,5																																																																																							
09 30 410 0974	92	70	70	92	4,3																																																																																							
09 30 410 0983	92	80	80	92	5,1																																																																																							
09 62 810 0901	82	68	68	82	4,5																																																																																							
09 62 810 0974	92	70	70	92	4,1																																																																																							

## Features

- Hoods/housings for rough environments
- Metal hoods and housings with excellent corrosion resistance
- Corrosion resistance ASTM B117-09 (500 h)
- Locking lever made of high-quality stainless steel

## Technical characteristics


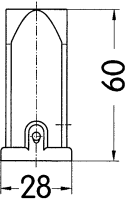
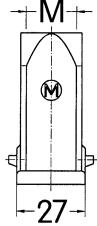

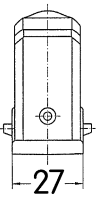
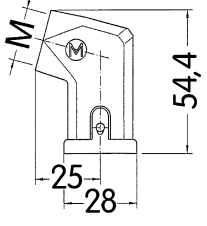
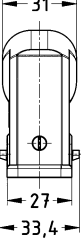
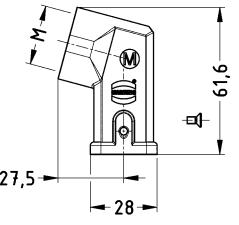

Limiting temperature	-40 ... +125 °C
Degree of protection acc. to IEC 60529	IP65, IP67
Material (hood/housing)	Zinc die-cast
Surface (hood/housing)	Powder-coated
Colour (hood/housing)	RAL 9005 (jet black)
Material (seal)	FPM, NBR
Colour (seal)	Black
Material (locking)	Stainless steel, Steel
Surface (locking)	Zinc plated
RoHS	compliant, compliant with exemption

## Specifications and approvals


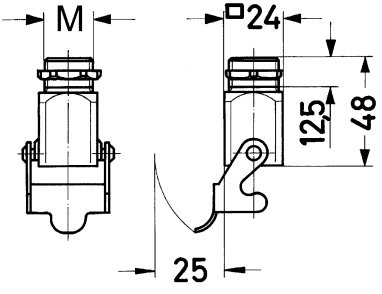

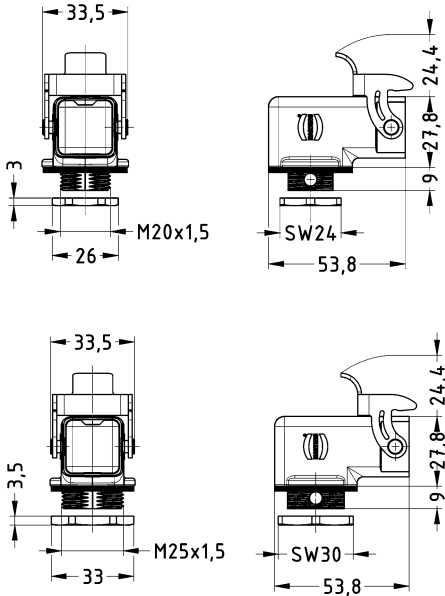

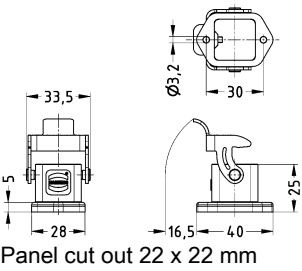
DNV GL


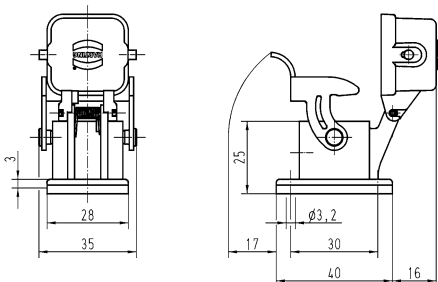

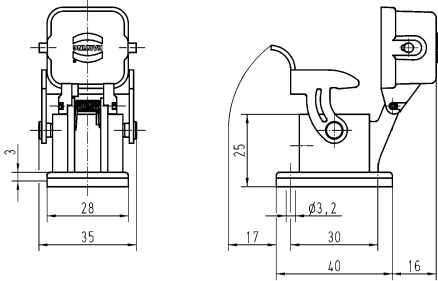

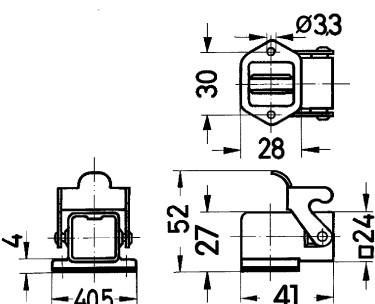

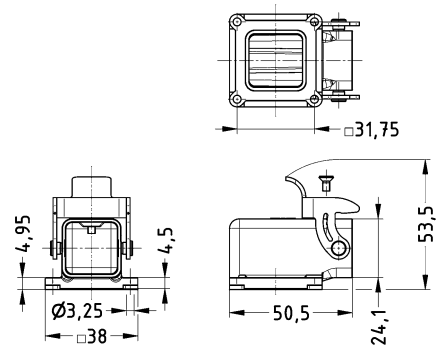


Hoods/housings for rough environments  
Single locking lever


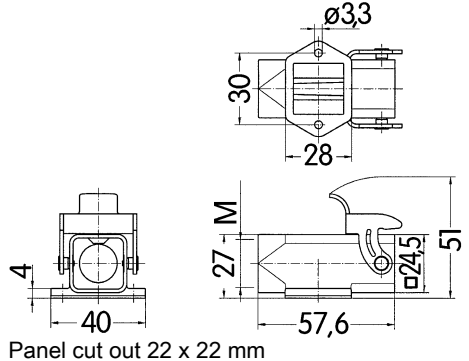


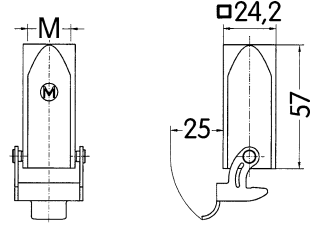

Identification	Cable entry	Part number	Drawing (dimensions in mm)	
<p>Han® M, Hood, Top entry, IP65, IP67</p> <p>Pack contents: With seal screw</p> 	<p>1x M20 1x M25</p>	<p>19 37 003 1440 19 37 003 1445</p>		
<p>Han® M, Hood, Side entry, IP65, IP67</p> <p>Pack contents: With seal screw</p> 	<p>1x M20 1x M25</p>	<p>19 37 003 1640 19 37 003 1645</p>	  	
<p>Han® M, Hood, for Han-Brid®, With glued seal, Side entry, IP65, IP67</p> <p>Pack contents: With seal screw</p> 	<p>1x M25</p>	<p>19 37 003 1647</p>		


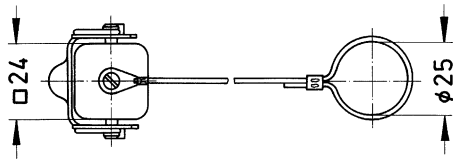

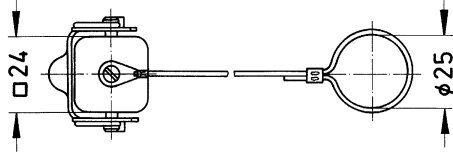

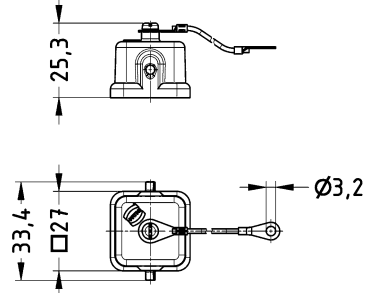

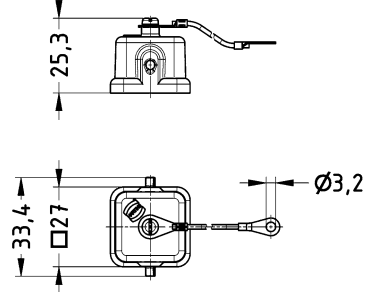
Housings

Identification	Cable entry	Part number	Drawing (dimensions in mm)
<p>Han® M, Screw mounted housing, IP65, IP67</p> <p>Pack contents: With seal screw</p> 	<p>1x M20</p>	<p>19 37 003 1150</p>	
<p>Han® M, Screw mounted housing, Angled, IP65, IP67</p> <p>Pack contents: With seal screw</p> 	<p>1x M20 1x M25</p>	<p>19 37 003 1160 19 37 003 1165</p>	
<p>Han® M, Bulkhead mounted housing, Straight, IP65, IP67</p> <p>Pack contents: With seal screw</p> 		<p>09 37 003 0301</p>	 <p>Panel cut out 22 x 22 mm</p>

Identification	Cable entry	Part number	Drawing (dimensions in mm)
<p>Han® M, Bulkhead mounted housing, Straight, With metal cover, With seal, IP65, IP67</p> <p>Pack contents: With seal screw</p>  <p>for male inserts</p>		09 37 003 0305	
<p>Han® M, Bulkhead mounted housing, Straight, With metal cover, With seal, IP65, IP67</p> <p>Pack contents: With seal screw</p>  <p>for female inserts</p>		09 37 003 0306	
<p>Han® M, Bulkhead mounted housing, Angled, IP65, IP67</p> <p>Pack contents: With seal screw</p> 		09 37 003 0801	 <p>Panel cut out 22 x 22 mm</p>
<p>Han® M, Bulkhead mounted housing, Angled, Square mounting flange, IP65, IP67</p> <p>Pack contents: With seal screw</p> 		09 37 003 0811	

Housings

Identification	Cable entry	Part number	Drawing (dimensions in mm)
<p>Han® M, Surface mounted housing, With seal, Top entry, IP65, IP67</p> <p>Pack contents: With seal screw</p> 	<p>1x M20</p>	<p>19 37 003 1250</p>	 <p>Panel cut out 22 x 22 mm</p>
<p>Han® M, Surface mounted housing, Top entry, IP65, IP67</p> <p>Pack contents: With seal screw</p> 	<p>1x M20</p>	<p>19 37 003 1252</p>	
<p>Han® M, Cable to cable housing, Top entry, IP65, IP67</p> <p>Pack contents: With seal screw</p> 	<p>1x M20 1x M25</p>	<p>19 37 003 1750 19 37 003 1755</p>	
<p>Han® M, Panel feed through housing, With seal, Top entry, IP65, IP67</p> <p>Pack contents: With seal screw</p> 	<p>1x M20</p>	<p>19 37 003 1120</p>	

Identification	Cable entry	Part number	Drawing (dimensions in mm)
<p>Han® M, Protection cover, for hoods, Metal, With fixing cord, IP65, IP67</p>  <p>for mounted female insert</p>		09 37 003 5401	
<p>Han® M, Protection cover, for hoods, Metal, With fixing cord, IP65, IP67</p>  <p>for mounted male insert</p>		09 37 003 5402	
<p>Han® M, Protection cover, for bulkhead mounted housings, for surface mounted housings, for cable to cable housing, Metal, With fixing cord, IP65, IP67</p>  <p>for mounted female insert</p>		09 37 003 5405	
<p>Han® M, Protection cover, for bulkhead mounted housings, for surface mounted housings, for cable to cable housing, Metal, With fixing cord, IP65, IP67</p>  <p>for mounted male insert</p>		09 37 003 5406	

## Features

- Hoods/housings for rough environments
- Metal hoods and housings with excellent corrosion resistance
- Corrosion resistance ASTM B117-09 (500 h)
- Locking lever made of high-quality stainless steel

## Technical characteristics

Limiting temperature	-40 ... +125 °C
Degree of protection acc. to IEC 60529	IP65, IP66, IP67
Type rating acc. to UL 50 / UL 50E	4, 4X, 12
Material (hood/housing)	Aluminium die-cast
Surface (hood/housing)	Powder-coated
Colour (hood/housing)	RAL 9005 (jet black)
Material (seal)	FPM
Material (locking)	Stainless steel, Polycarbonate (PC)
Colour (locking)	RAL 7037 (dust grey)
Material (accessories)	Polyamide (PA), Stainless steel
Material flammability class acc. to UL 94 (locking levers)	V-0
RoHS	compliant


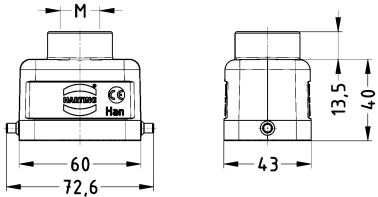
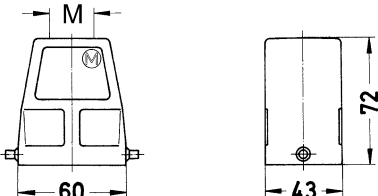
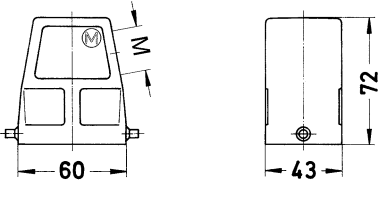
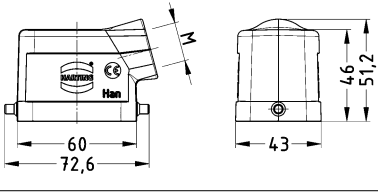

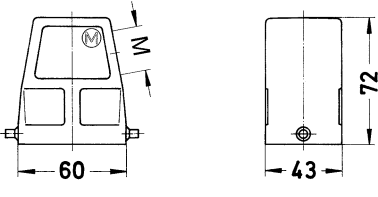
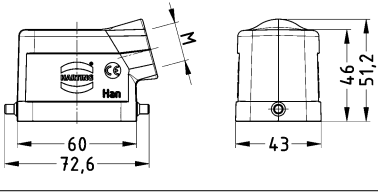

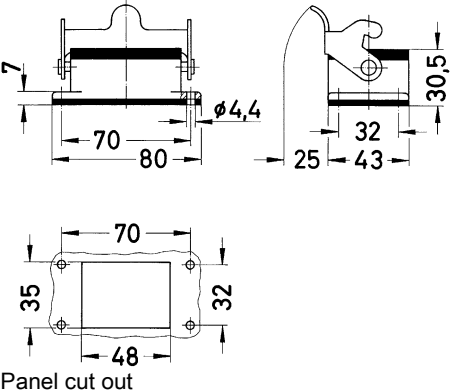
## Specifications and approvals

UL 1977 ECBT2.E235076  
 CSA-C22.2 No. 182.3 ECBT8.E235076  
 DNV GL


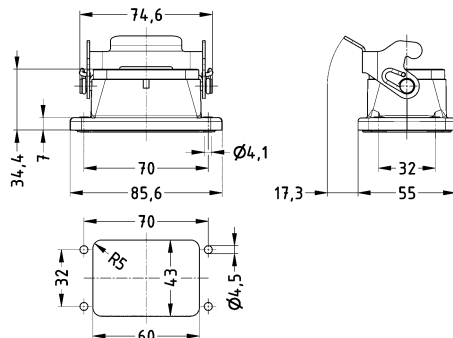

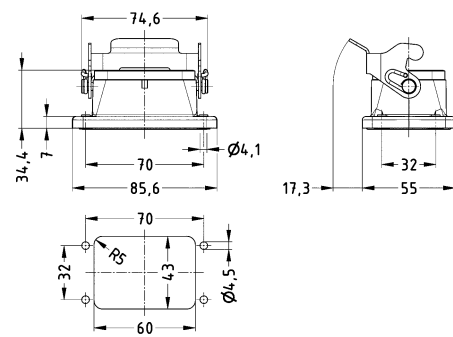

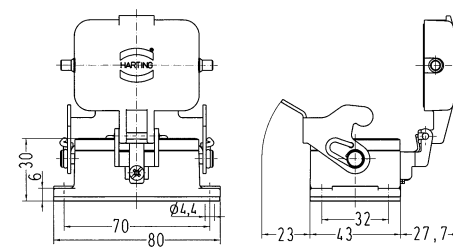

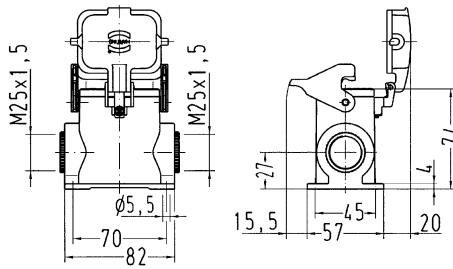
CE


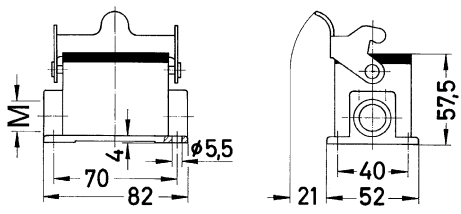

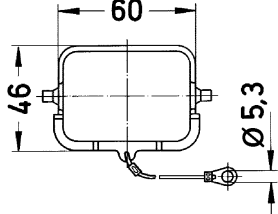

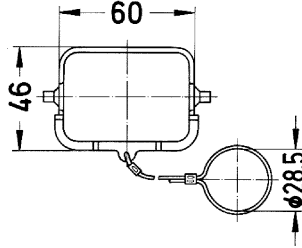


Hoods/housings for rough environments  
Single locking lever

Identification	Cable entry	Part number		Drawing (dimensions in mm)
		Low construction	High construction	
Han® M, Hood, Top entry, IP65, IP66, IP67  	1x M20 1x M25 1x M32	19 37 006 1440	19 37 006 0445 19 37 006 0446 19 37 006 0447	      
Han® M, Hood, Side entry, IP65, IP66, IP67  	1x M20 1x M25 1x M32	19 37 006 1540	19 37 006 0545 19 37 006 0546 19 37 006 0547	  
Han® M, Bulkhead mounted housing, IP65  		09 37 006 0301		  Panel cut out


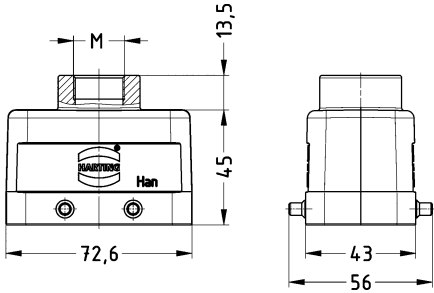
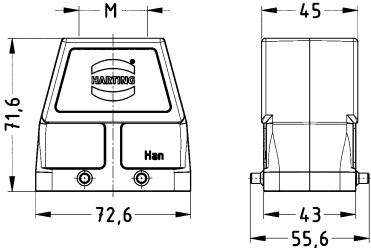

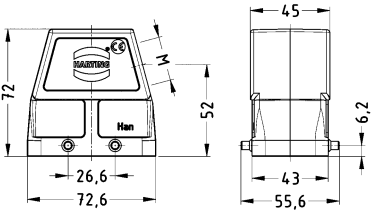
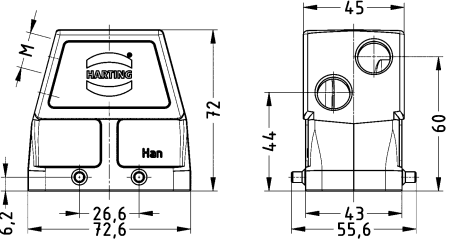
Housings


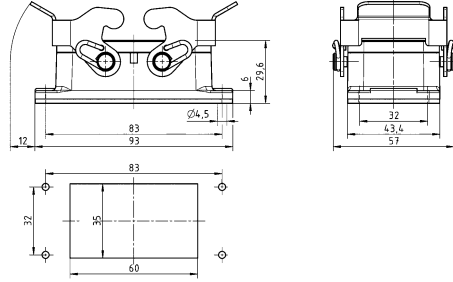

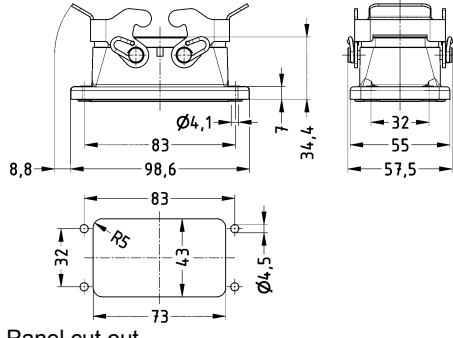

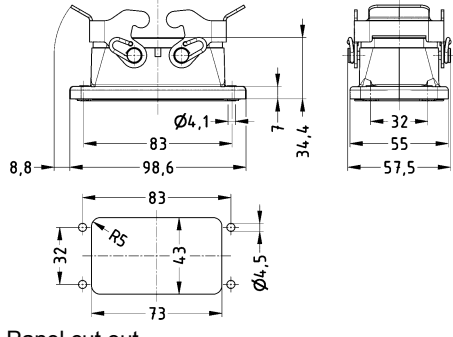
Identification	Cable entry	Part number		Drawing (dimensions in mm)
		Low construction	High construction	
<p>Han® M, Bulkhead mounted housing, Rear mounting, IP66</p> <p>Pack contents: Mounting frame is included with- in the delivery</p> 		09 37 006 0391		 <p>Panel cut out</p>
<p>Han® M, Bulkhead mounted housing, Rear mounting, IP66</p> 		09 37 006 0392		 <p>Panel cut out</p>
<p>Han® M, Bulkhead mounted housing, With metal cover, IP65</p> 		09 37 006 0318		
<p>Han® M, Surface mounted housing, With thermo-plastic cover, Side entry, Han-Easy Lock®, IP65</p> 	2x M25		19 37 006 0296	

Identification	Cable entry	Part number		Drawing (dimensions in mm)
		Low construction	High construction	
Han® M, Surface mounted housing, Side entry, IP65  	2x M20	19 37 006 1290		
Han® M, Protection cover, for bulkhead mounted housings, for surface mounted housings, Metal, IP65  		09 37 006 5405	09 37 006 5405	
Han® M, Protection cover, for cable to cable housing, Metal, IP65  		09 37 006 5407	09 37 006 5407	

Hoods/housings for rough environments  
Double locking lever


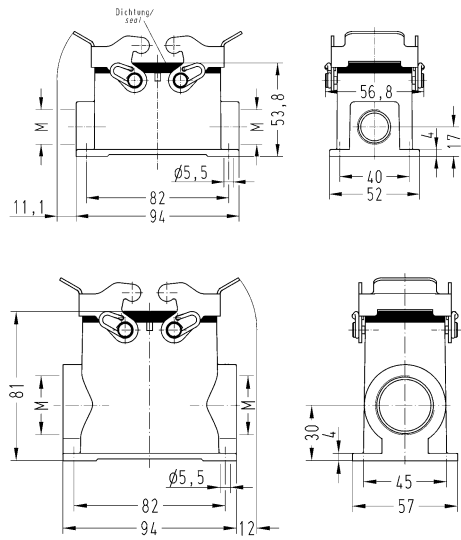

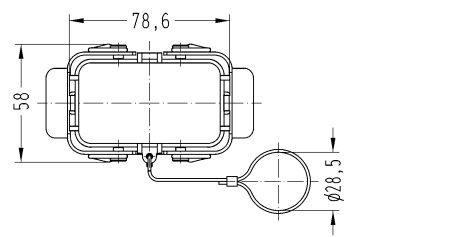

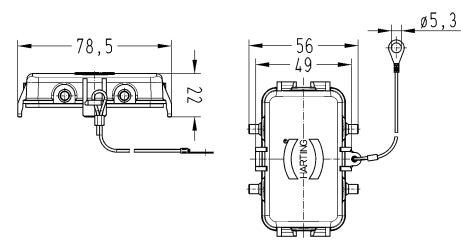
Housings

Identification	Cable entry	Part number		Drawing (dimensions in mm)
		Low construction	High construction	
Han® M, Hood, Top entry, IP65, IP66, IP67  	1x M20 1x M25 1x M32 2x M20	19 37 010 1420	19 37 010 0426 19 37 010 0427 19 37 010 0465	  
Han® M, Hood, Side entry, IP65, IP66, IP67  	1x M20 1x M25 1x M32 1x M40 2x M16	19 37 010 1520	19 37 010 0526 19 37 010 0527 19 37 010 0528 19 37 010 0564	  

Identification	Cable entry	Part number		Drawing (dimensions in mm)
		Low construction	High construction	
Han® M, Bulkhead mounted housing, IP65  		09 37 010 0301		 <p>Panel cut out</p>
Han® M, Bulkhead mounted housing, Rear mounting, IP66  Pack contents: Mounting frame is included with- in the delivery  		09 37 010 0391		 <p>Panel cut out</p>
Han® M, Bulkhead mounted housing, Rear mounting, IP66  		09 37 010 0392		 <p>Panel cut out</p>


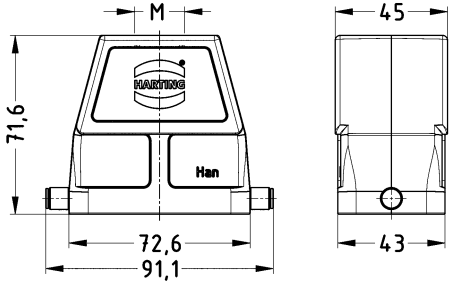

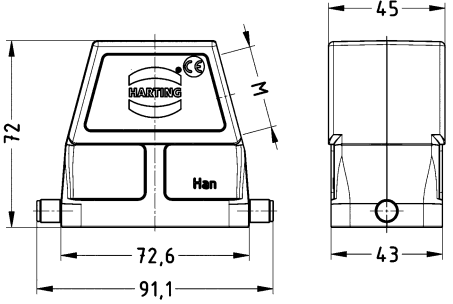

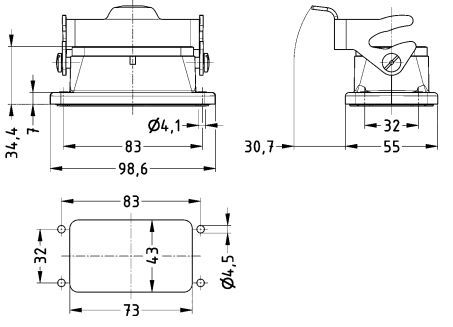
Housings

Housings


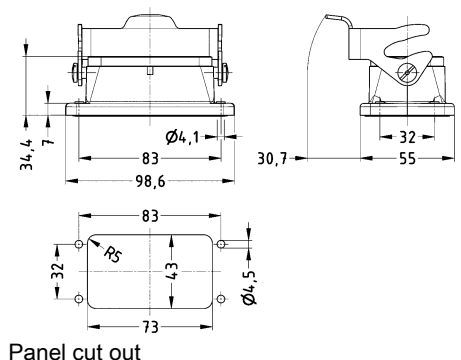

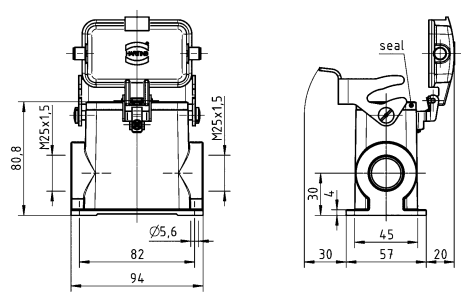
Identification	Cable entry	Part number		Drawing (dimensions in mm)
		Low construction	High construction	
<p>Han® M, Surface mounted housing, Side entry, IP65</p> 	<p>2x M20 2x M32</p>	<p>19 37 010 1270</p>	<p>19 37 010 0272</p>	
<p>Han® M, Protection cover, for hoods, Metal, With fixing cord, IP65</p> 		<p>09 37 010 5403</p>	<p>09 37 010 5403</p>	
<p>Han® M, Protection cover, for bulkhead mounted housings, for surface mounted housings, for cable to cable housing, Metal, With fixing cord, IP65</p> 		<p>09 37 010 5405</p>	<p>09 37 010 5405</p>	

Hoods/housings for rough environments  
Single locking lever

Housings




Identification	Cable entry	Part number		Drawing (dimensions in mm)
		Low construc- tion	High construc- tion	
Han® M, Hood, Top entry, IP65, IP66, IP67  	1x M20 1x M32		19 37 010 0445 19 37 010 0447	
Han® M, Hood, Side entry, IP65, IP66, IP67  	1x M32 1x M40		19 37 010 0547 19 37 010 0548	
Han® M, Bulkhead mounted housing, Rear mounting, IP66  Pack contents: Mounting frame is included with- in the delivery  		09 37 010 0397		 <p>Panel cut out</p>

Housings


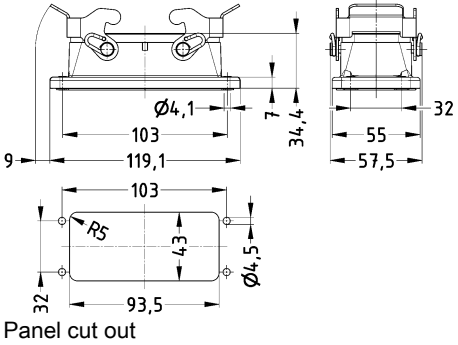

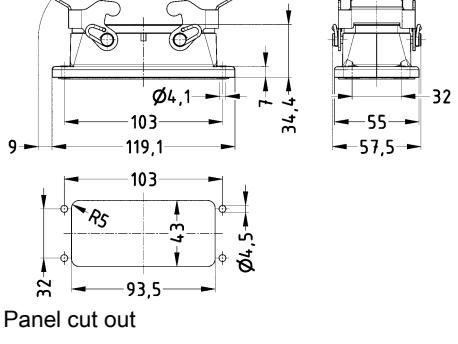

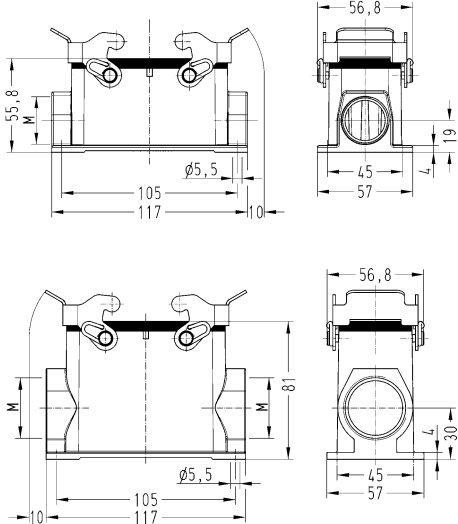
Identification	Cable entry	Part number		Drawing (dimensions in mm)
		Low construction	High construction	
Han® M, Bulkhead mounted housing, Rear mounting, IP66  		09 37 010 0398		 <p>Panel cut out</p>
Han® M, Surface mounted housing, Side entry, IP65  	2x M25		19 37 010 0296	


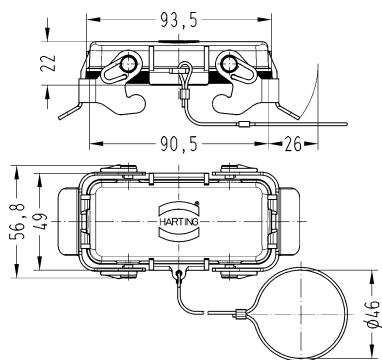

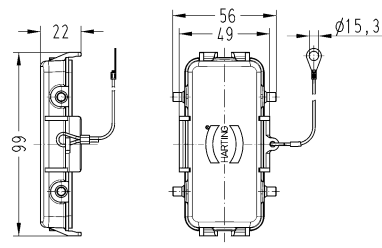


Hoods/housings for rough environments  
Double locking lever

Identification	Cable entry	Part number		Drawing (dimensions in mm)
		Low construction	High construction	
Han® M, Hood, Top entry, IP65, IP66, IP67  	1x M25 1x M32 1x M40	19 37 016 1421	19 37 016 0427 19 37 016 0428	
Han® M, Hood, Side entry, IP65, IP66, IP67  	1x M25 1x M32 1x M40	19 37 016 1521	19 37 016 0527 19 37 016 0528	
Han® M, Bulkhead mounted housing, IP65  		09 37 016 0301		<p>Panel cut out</p>


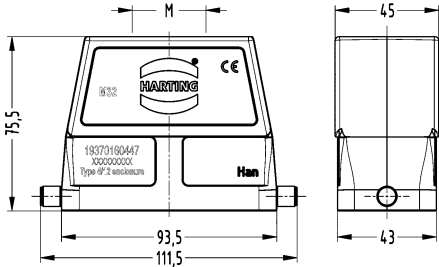

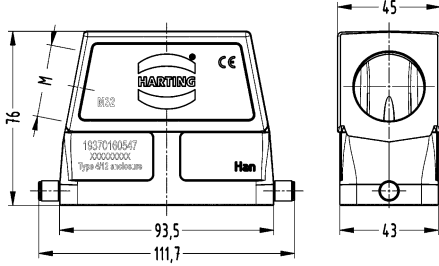

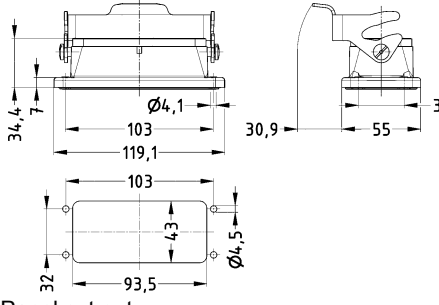

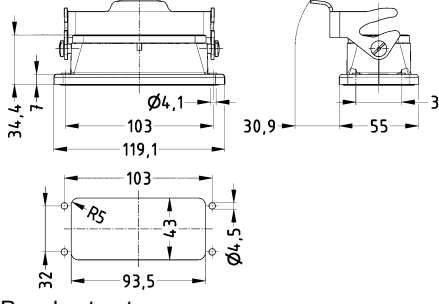
Housings

Identification	Cable entry	Part number		Drawing (dimensions in mm)
		Low construction	High construction	
Han® M, Bulkhead mounted housing, Rear mounting, IP66  Pack contents: Mounting frame is included with- in the delivery  		09 37 016 0391		 <p>Panel cut out</p>
Han® M, Bulkhead mounted housing, Rear mounting, IP66  		09 37 016 0392		 <p>Panel cut out</p>
Han® M, Surface mounted housing, Side entry, IP65  	1x M25 2x M25 2x M32 2x M40	19 37 016 1231 19 37 016 1271	19 37 016 0272 19 37 016 0273	


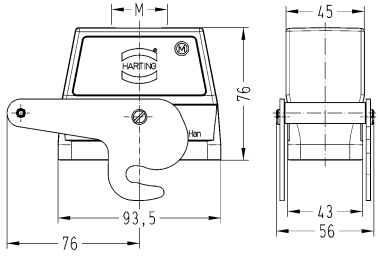

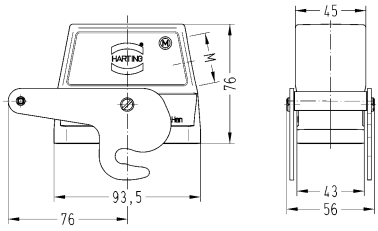

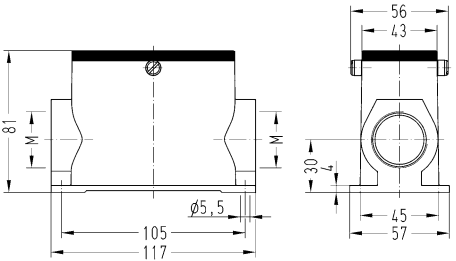
Identification	Cable entry	Part number		Drawing (dimensions in mm)
		Low construction	High construction	
<p>Han® M, Protection cover, for hoods, Metal, With fixing cord, IP65</p> 		09 37 016 5402	09 37 016 5402	
<p>Han® M, Protection cover, for bulkhead mounted housings, for surface mounted housings, for cable to cable housing, Metal, With fixing cord, IP65</p> 		09 37 016 5405	09 37 016 5405	

Hoods/housings for rough environments  
Single locking lever

Housings


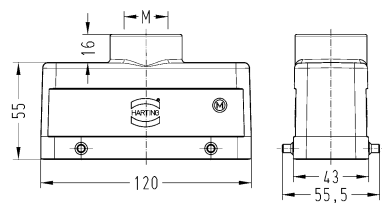
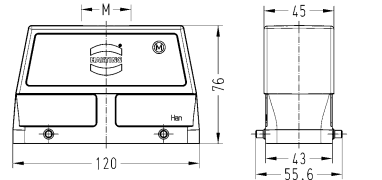

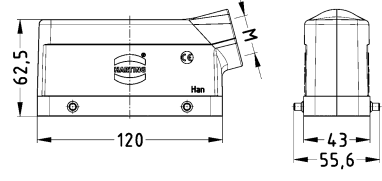
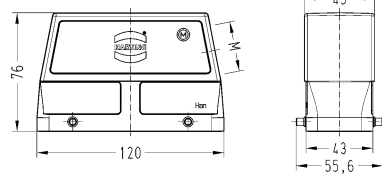

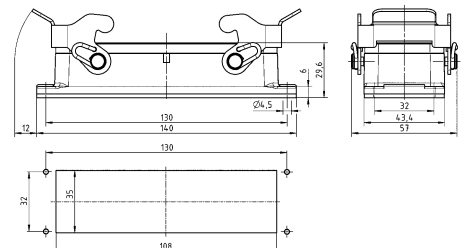
Identification	Cable entry	Part number		Drawing (dimensions in mm)
		Low construction	High construction	
Han® M, Hood, Top entry, IP65, IP66, IP67  	1x M32		19 37 016 0447	
Han® M, Hood, Side entry, IP65, IP66, IP67  	1x M32 1x M40		19 37 016 0547 19 37 016 0548	
Han® M, Bulkhead mounted housing, Rear mounting, IP66  Pack contents: Mounting frame is included with- in the delivery  		09 37 016 0397		 <p>Panel cut out</p>
Han® M, Bulkhead mounted housing, Rear mounting, IP66  		09 37 016 0398		 <p>Panel cut out</p>


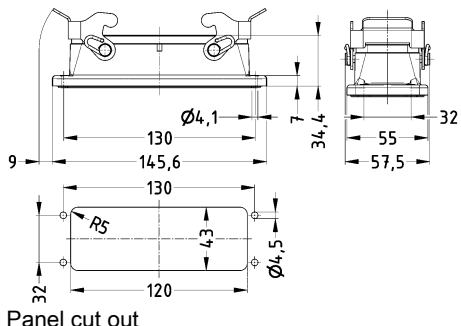

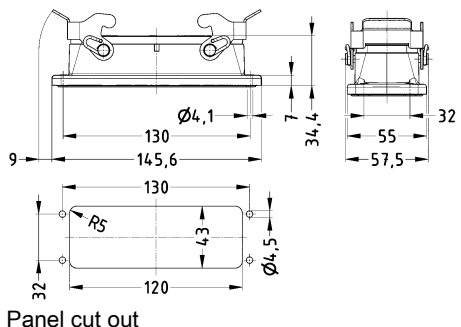

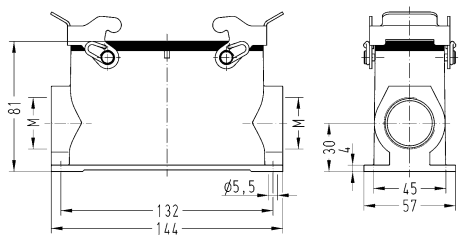

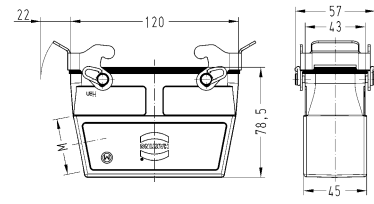

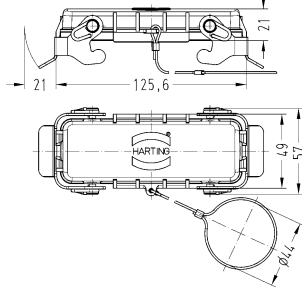
Hoods/housings for rough environments  
Central locking lever (on the hood)

Identification	Cable entry	Part number High construction	Drawing (dimensions in mm)
Han® M, Hood, Top entry, IP65  	1x M32	19 37 016 0487	
Han® M, Hood, Side entry, IP65  	1x M32	19 37 016 0587	
Han® M, Surface mounted housing, Side entry, IP65  	2x M32	19 37 016 0282	

Hoods/housings for rough environments  
Double locking lever


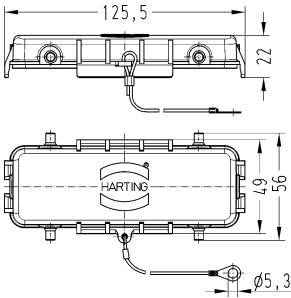
Housings

Identification	Cable entry	Part number		Drawing (dimensions in mm)
		Low construction	High construction	
Han® M, Hood, Top entry, IP65, IP66, IP67  	1x M25 1x M32 1x M40 2x M25 2x M32	19 37 024 1421	19 37 024 0427 19 37 024 0428 19 37 024 0466 19 37 024 0467	 
Han® M, Hood, Side entry, IP65, IP66, IP67  	1x M25 1x M32 1x M40	19 37 024 1521	19 37 024 0527 19 37 024 0528	 
Han® M, Bulkhead mounted housing, IP65  		09 37 024 0301		 <p>Panel cut out</p>

Identification	Cable entry	Part number		Drawing (dimensions in mm)
		Low construction	High construction	
<p>Han® M, Bulkhead mounted housing, Rear mounting, IP66</p> <p>Pack contents: Mounting frame is included with- in the delivery</p> 		09 37 024 0391		 <p>Panel cut out</p>
<p>Han® M, Bulkhead mounted housing, Rear mounting, IP66</p> 		09 37 024 0392		 <p>Panel cut out</p>
<p>Han® M, Surface mounted housing, Side entry, IP65</p> 	2x M32 2x M40		19 37 024 0272 19 37 024 0273	
<p>Han® M, Cable to cable housing, Side entry, IP65</p> 	1x M40		19 37 024 0733	
<p>Han® M, Protection cover, for hoods, Metal, With fixing cord, IP65</p> 		09 37 024 5402	09 37 024 5402	


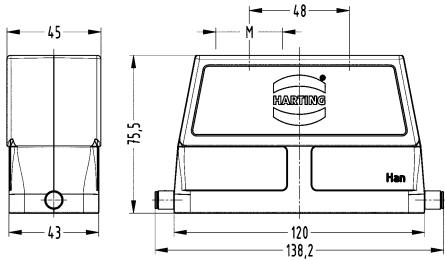

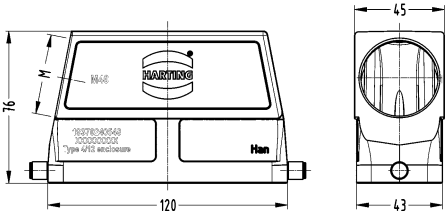

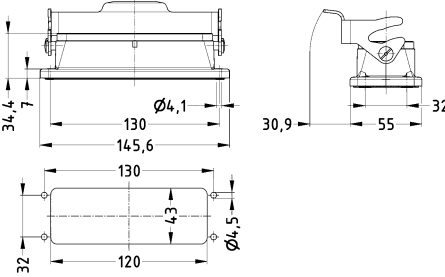

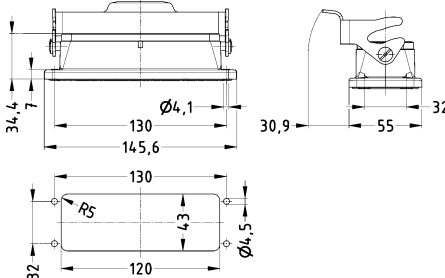


Housings

Identification	Cable entry	Part number		Drawing (dimensions in mm)
		Low construction	High construction	
<p>Han® M, Protection cover, for bulkhead mounted housings, for surface mounted housings, for cable to cable housing, Metal, With fixing cord, IP65</p> 		09 37 024 5405	09 37 024 5405	


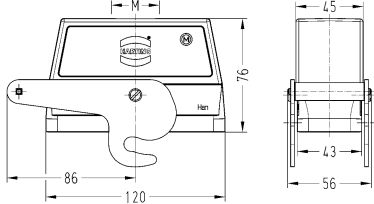

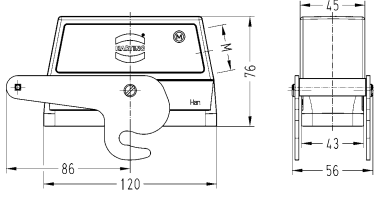

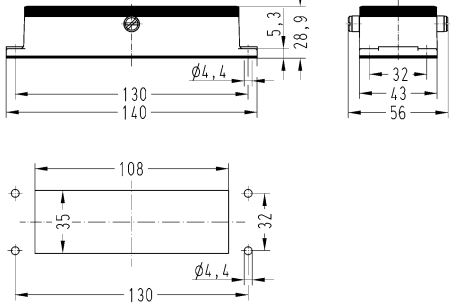

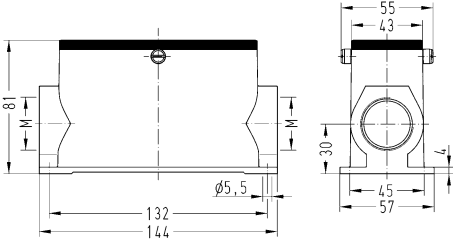


Hoods/housings for rough environments  
Single locking lever


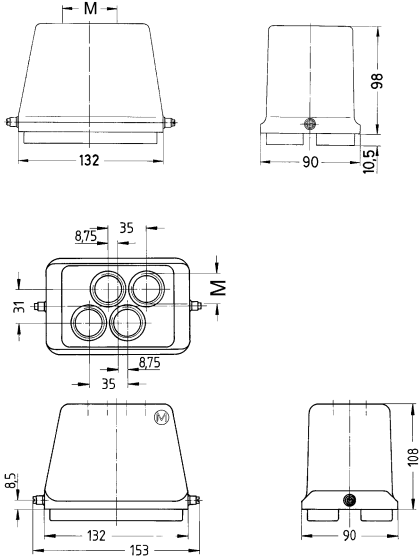

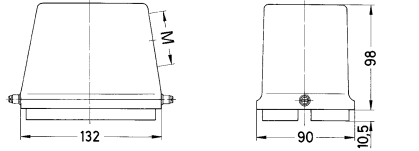

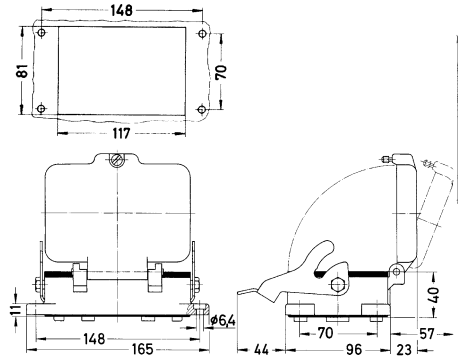
Identification	Cable entry	Part number		Drawing (dimensions in mm)
		Low construction	High construction	
Han® M, Hood, Top entry, IP65, IP66, IP67  	2x M32		19 37 024 0457	
Han® M, Hood, Side entry, IP65, IP66, IP67  	1x M40		19 37 024 0548	
Han® M, Bulkhead mounted housing, Rear mounting, IP66  Pack contents: Mounting frame is included with- in the delivery  		09 37 024 0397		 <p>Panel cut out</p>
Han® M, Bulkhead mounted housing, Rear mounting, IP66  		09 37 024 0398		 <p>Panel cut out</p>

Hoods/housings for rough environments  
Central locking lever (on the hood)


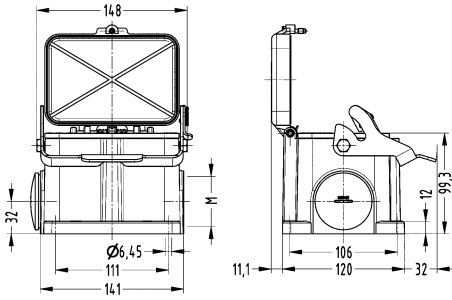
Housings

Identification	Cable entry	Part number		Drawing (dimensions in mm)
		Low construction	High construction	
Han® M, Hood, Top entry, IP65  	1x M32		19 37 024 0487	
Han® M, Hood, Side entry, IP65  	1x M32		19 37 024 0587	
Han® M, Bulkhead mounted housing, IP65  		09 37 024 0381		 <p>Panel cut out</p>
Han® M, Surface mounted housing, Side entry, IP65  	2x M32		19 37 024 0282	

Hoods/housings for rough environments  
Single locking lever

Identification	Cable entry	Part number		Drawing (dimensions in mm)	
		Low construction	High construction		
Han® M, Hood, Top entry, IP65  	1x M40 1x M50 4x M25		19 37 048 0448 19 37 048 0449 19 37 048 0401		
Han® M, Hood, Side entry, IP65  	1x M40 1x M50		19 37 048 0548 19 37 048 0549		
Han® M, Bulkhead mounted housing, With thermo-plastic cover, IP65  		09 37 048 0301			

Housings

Identification	Cable entry	Part number		Drawing (dimensions in mm)
		Low construction	High construction	
Han® M, Surface mounted housing, With metal cover, Side entry, IP65 Pack contents: Blind way for one cable entry 	2x M50		19 37 048 0299	

## Features

- Hoods/Housings for higher EMC requirements
- Continuous shield connection using conductive surface and conductive seal
- Metal hoods / housings with high shielding efficiency
- Field of application: for sensitive interconnections that have to be shielded against electrical, magnetic or electro-magnetic interferences
- Distinguishing feature: Electrically conductive surface, internal seal

## Technical characteristics

Limiting temperature	-40 ... +125 °C
Degree of protection acc. to IEC 60529	IP44, IP65 / IP67, with seal screw 09 20 000 9918
Type rating acc. to UL 50 / UL 50E	12
Material (hood/housing)	Zinc die-cast
Surface (hood/housing)	Uncoated
Colour (hood/housing)	Unpainted
Material (seal)	PTFE, NBR
Material (locking)	Steel
Surface (locking)	Zinc plated
RoHS	compliant with exemption, compliant


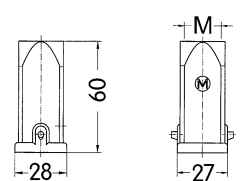

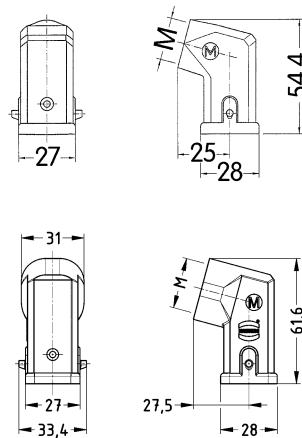

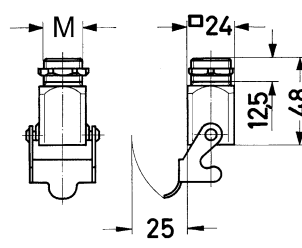
## Specifications and approvals


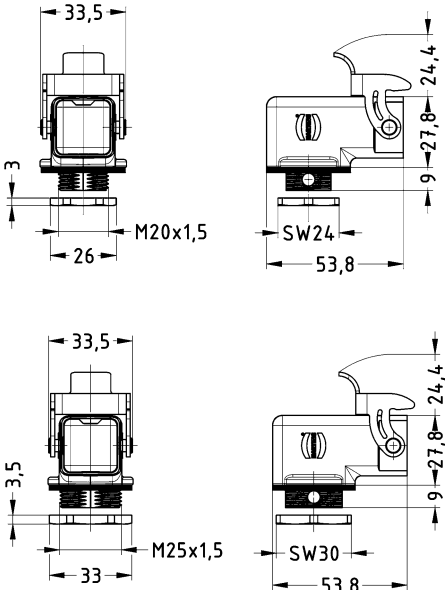


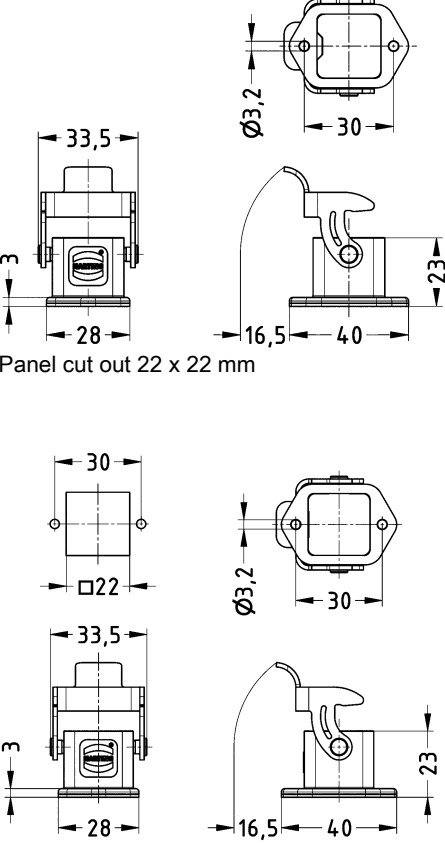
DNV GL  
 UL 1977 ECBT2.E235076  
 CSA-C22.2 No. 182.3 ECBT8.E235076






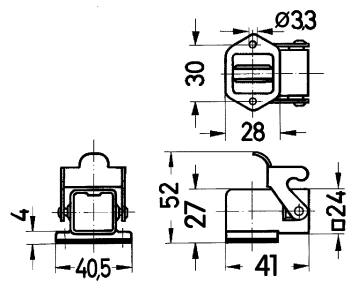
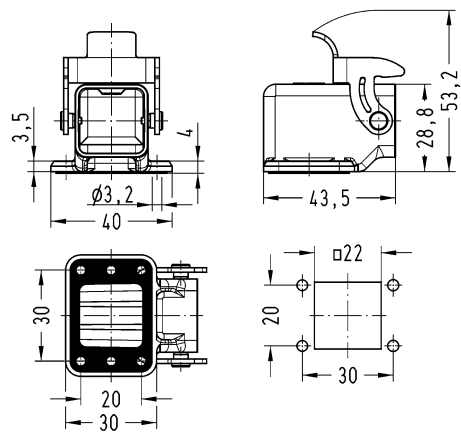

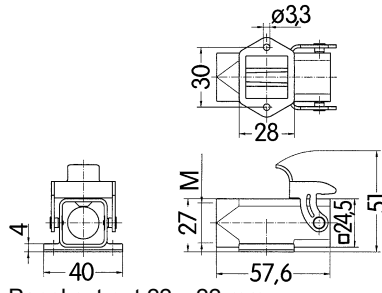
Hoods/Housings for higher EMC requirements  
Single locking lever

Housings

Identification	Cable entry	Part number	Drawing (dimensions in mm)	
<p>Han® EMC, Hood, Top entry, IP44, IP65 / IP67 with seal screw 09 20 000 9918</p> 	<p>1x M20 1x M25</p>	<p>19 62 003 1440 19 62 003 1445</p>		
<p>Han® EMC, Hood, Side entry, IP44, IP65 / IP67 with seal screw 09 20 000 9918</p> 	<p>1x M20 1x M25</p>	<p>19 62 003 1640 19 62 003 1645</p>		
<p>Han® EMC, Screw mounted housing, Straight, IP44, IP65 / IP67 with seal screw 09 20 000 9918</p> 	<p>1x M20</p>	<p>19 62 003 1150</p>		

Identification	Cable entry	Part number	Drawing (dimensions in mm)
<p>Han® EMC, Screw mounted housing, Angled, IP44, IP65 / IP67 with seal screw 09 20 000 9918</p> 	<p>1x M20 1x M25</p>	<p>19 62 003 1160 19 62 003 1165</p>	
<p>Han® EMC, Bulkhead mounted housing, Straight, IP44, IP65 / IP67 with seal screw 09 20 000 9918</p>  <p>Han® EMC, Bulkhead mounted housing, Straight, for PCB termination with Han® Q 5/0, IP44, IP65 / IP67 with seal screw 09 20 000 9918</p> 		<p>09 62 003 0301</p> <p>09 62 003 0304</p>	 <p>Panel cut out 22 x 22 mm</p>

Housings

Identification	Cable entry	Part number	Drawing (dimensions in mm)
<p>Han® EMC, Bulkhead mounted housing, With metal cover, With seal (NBR), IP44, IP65 / IP67 with seal screw 09 20 000 9918</p>  <p>for female inserts</p> <p>Han® EMC, Bulkhead mounted housing, Angled, IP44, IP65 / IP67 with seal screw 09 20 000 9918</p>  <p>Han® EMC, Bulkhead mounted housing, Angled, 4 fixing screws, IP44, IP65 / IP67 with seal screw 09 20 000 9918</p> 		<p>09 62 003 0306</p> <p>09 62 003 0801</p> <p>09 62 003 0810</p>	 <p>Panel cut out 22 x 22 mm</p> 
<p>Han® EMC, Surface mounted housing, Top entry, IP44, IP65 / IP67 with seal screw 09 20 000 9918</p> 	<p>1x M20</p>	<p>19 62 003 1250</p>	 <p>Panel cut out 22 x 22 mm</p>



Identification	Cable entry	Part number	Drawing (dimensions in mm)
Han® EMC, Surface mounted housing, Bottom closed, Top entry, IP44, IP65 / IP67 with seal screw 09 20 000 9918	1x M20	19 62 003 1252	
Han® EMC, Cable to cable housing, Top entry, IP44, IP65 / IP67 with seal screw 09 20 000 9918	1x M20 1x M25	19 62 003 1750 19 62 003 1755	
Han® EMC, Panel feed through housing, Top entry, IP44, IP65 / IP67 with seal screw 09 20 000 9918	1x M20	19 62 003 1120	<p>Panel cut out</p>
Han® EMC, Panel feed through housing, Fixing hole for M4 screw, Top entry, IP44, IP65 / IP67 with seal screw 09 20 000 9918	1x M20	19 62 003 1121	

## Features

- Hoods/Housings for higher EMC requirements
- Continuous shield connection using conductive surface
- Metal hoods / housings with high shielding efficiency
- Field of application: for sensitive interconnections that have to be shielded against electrical, magnetic or electro-magnetic interferences
- Distinguishing feature: Electrically conductive surface, internal seal

## Technical characteristics

Limiting temperature	-40 ... +125 °C
Degree of protection acc. to IEC 60529	IP65
Type rating acc. to UL 50 / UL 50E	4, 12
Material (hood/housing)	Aluminium die-cast
Surface (hood/housing)	Uncoated
Colour (hood/housing)	Unpainted
Material (seal)	NBR
Material (locking)	Polycarbonate (PC), Stainless steel
Colour (locking)	RAL 7037 (dust grey)
Material flammability class acc. to UL 94 (locking levers)	V-0
RoHS	compliant


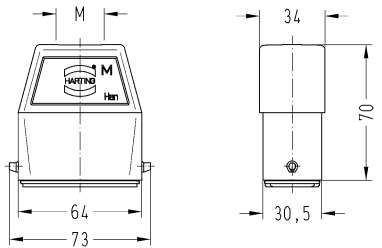

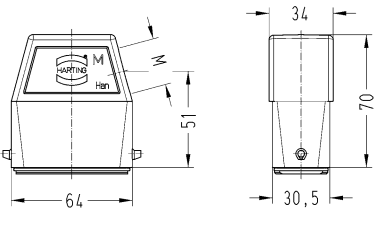

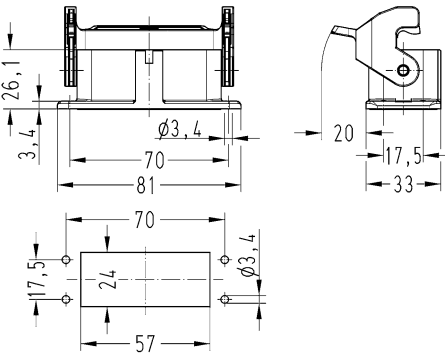
## Specifications and approvals

UL 1977 ECBT2.E235076  
 CSA-C22.2 No. 182.3 ECBT8.E235076  
 DNV GL

CE


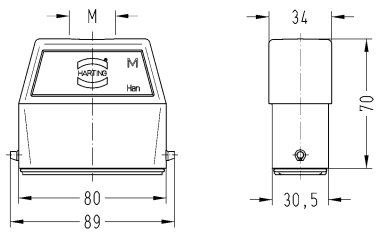

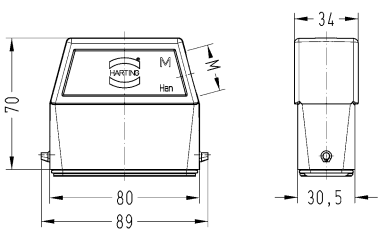

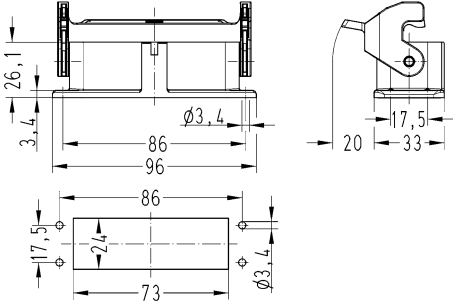
Hoods/Housings for higher EMC requirements  
Single locking lever

Housings

Identification	Cable entry	Part number	Drawing (dimensions in mm)
<p>Han® EMC, Hood, Top entry, IP65</p> 	<p>1x M25</p>	<p>19 62 015 0446</p>	
<p>Han® EMC, Hood, Side entry, IP65</p> 	<p>1x M25</p>	<p>19 62 015 0546</p>	
<p>Han® EMC, Bulkhead mounted housing, Han-Easy Lock®, IP65</p> 		<p>09 62 015 0301</p>	 <p>Panel cut out</p>


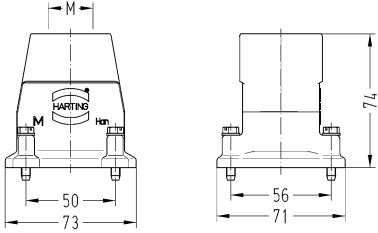

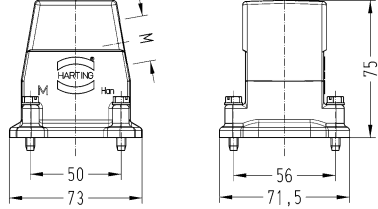

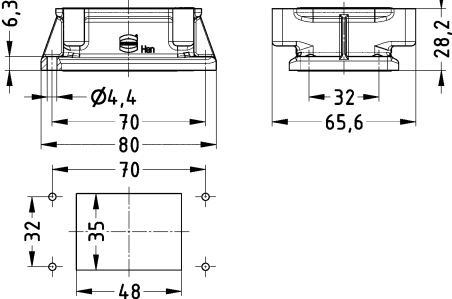
Hoods/Housings for higher EMC requirements  
Single locking lever

Housings

Identification	Cable entry	Part number	Drawing (dimensions in mm)
Han® EMC, Hood, Top entry, IP65  	1x M25	19 62 025 0446	
Han® EMC, Hood, Side entry, IP65  	1x M25	19 62 025 0546	
Han® EMC, Bulkhead mounted housing, Han-Easy Lock®, IP65  		09 62 025 0301	 <p>Panel cut out</p>


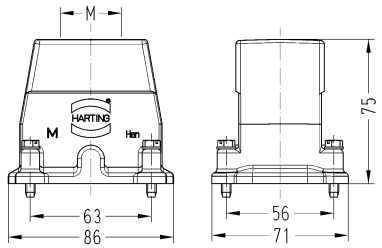

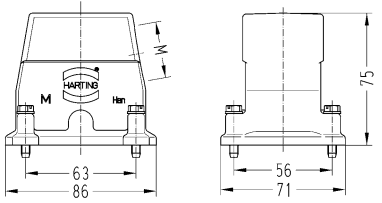

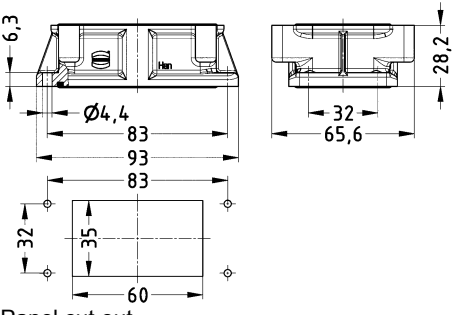
Hoods/Housings for higher EMC requirements  
Screw locking

Housings

Identification	Cable entry	Part number	Drawing (dimensions in mm)
Han® EMC, Hood, Top entry, IP65  	1x M25 1x M32	19 62 006 0441 19 62 006 0442	
Han® EMC, Hood, Side entry, IP65  	1x M25 1x M32	19 62 006 0541 19 62 006 0542	
Han® EMC, Bulkhead mounted housing, IP65  		09 62 006 0301	 <p>Panel cut out</p>


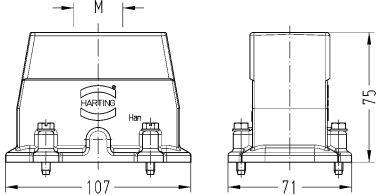

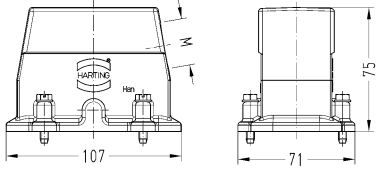

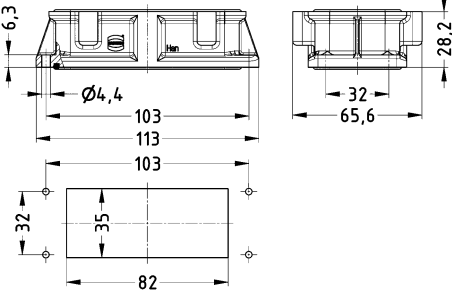
Hoods/Housings for higher EMC requirements  
Screw locking

Housings

Identification	Cable entry	Part number	Drawing (dimensions in mm)
Han® EMC, Hood, Top entry, IP65  	1x M32	19 62 010 0442	
Han® EMC, Hood, Side entry, IP65  	1x M32 1x M40	19 62 010 0542 19 62 010 0543	
Han® EMC, Bulkhead mounted housing, IP65  		09 62 010 0301	 <p>Panel cut out</p>


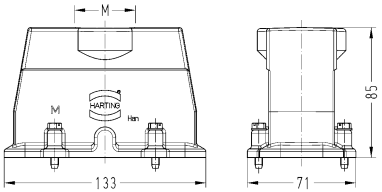

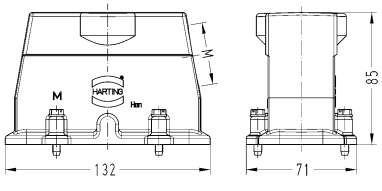

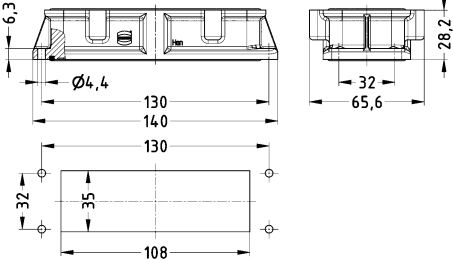
Hoods/Housings for higher EMC requirements  
Screw locking

Housings

Identification	Cable entry	Part number	Drawing (dimensions in mm)
<p>Han® EMC, Hood, Top entry, IP65</p> 	<p>1x M32 1x M40</p>	<p>19 62 040 0442 19 62 040 0443</p>	
<p>Han® EMC, Hood, Side entry, IP65</p> 	<p>1x M32 1x M40</p>	<p>19 62 040 0542 19 62 040 0543</p>	
<p>Han® EMC, Bulkhead mounted housing, IP65</p> 		<p>09 62 040 0301</p>	 <p>Panel cut out</p>

Hoods/Housings for higher EMC requirements  
Screw locking

Housings

Identification	Cable entry	Part number	Drawing (dimensions in mm)
Han® EMC, Hood, Top entry, IP65 	1x M40	19 62 064 0443	
Han® EMC, Hood, Side entry, IP65 	1x M40	19 62 064 0543	
Han® EMC, Bulkhead mounted housing, IP65 		09 62 064 0301	 <p>Panel cut out</p>



## Features

- Hoods/Housings for higher EMC requirements
- Continuous shield connection using conductive surface
- Metal hoods / housings with high shielding efficiency
- Field of application: for sensitive interconnections that have to be shielded against electrical, magnetic or electro-magnetic interferences
- Locking levers: Han-Easy Lock®
- Distinguishing feature: Electrically conductive surface, internal seal
- for front and rear wall mounting

## Technical characteristics

Limiting temperature	-40 ... +125 °C, -40 ... +200 °C With Han® High Temp components
Degree of protection acc. to IEC 60529	IP65, IP66
Type rating acc. to UL 50 / UL 50E	4, 12
Material (hood/housing)	Aluminium die-cast
Surface (hood/housing)	Uncoated
Colour (hood/housing)	Unpainted
Material (seal)	NBR
Material (locking)	Polycarbonate (PC), Stainless steel, Steel, zinc plated
Colour (locking)	RAL 7037 (dust grey)
Material (accessories)	Polyamide (PA), Stainless steel
Material flammability class acc. to UL 94 (locking levers)	V-0
RoHS	compliant, compliant with exemption


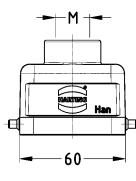
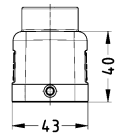

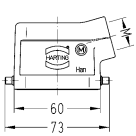
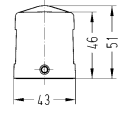

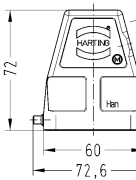
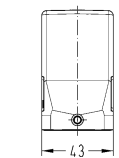

## Specifications and approvals


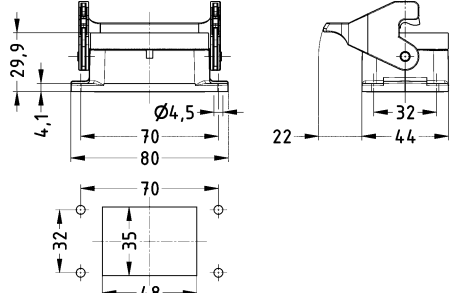

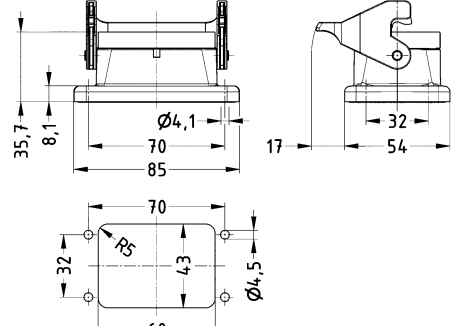

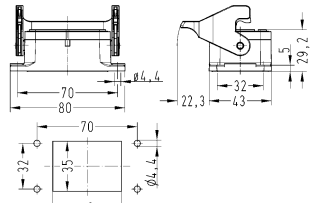

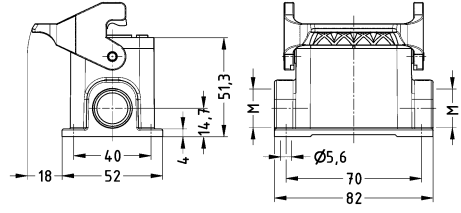
UL 1977 ECBT2.E235076  
 CSA-C22.2 No. 182.3 ECBT8.E235076  
 DNV GL



Single locking lever


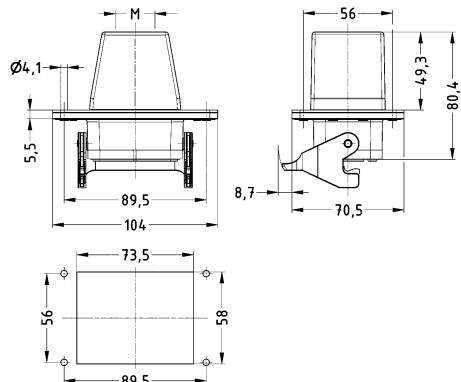

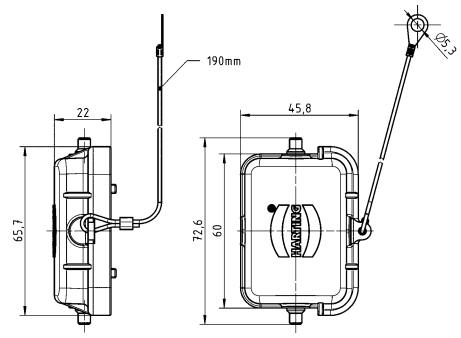
Housings

Identification	Cable entry	Part number		Drawing (dimensions in mm)	
		Low construction	High construction		
Han® EMC/B, Han® High Temp, Hood, Top entry, IP65  	1x M20 1x M25 1x M32	19 62 806 1440	19 62 806 0446 19 62 806 0447	 	
Han® EMC/B, Han® High Temp, Hood, Side entry, IP65  	1x M20 1x M25 1x M32	19 62 806 1540 19 62 806 1541	19 62 806 0546 19 62 806 0547	 	
Han® EMC/B, Han® High Temp, Hood, Without cable entry, IP65  			09 62 806 0801	 	
Han® EMC/B, Bulkhead mounted housing, Rear mounting, External seal, Han-Easy Lock®, IP66  		09 62 806 0392			

Identification	Cable entry	Part number		Drawing (dimensions in mm)
		Low construction	High construction	
Han® EMC/B, Bulkhead mounted housing, External seal, Han-Easy Lock®, IP66  		09 62 806 2301		 <p>Panel cut out</p>
Han® EMC/B, Bulkhead mounted housing, Rear mounting, External seal, Han-Easy Lock®, IP66 Pack contents: Mounting frame is included with- in the delivery  		09 62 806 0315		 <p>Panel cut out</p>
Han® EMC/B, Bulkhead mounted housing, Internal seal, Han-Easy Lock®, IP65  		09 62 806 0301		 <p>Panel cut out</p>
Han® EMC/B, Surface mounted housing, Side entry, Han-Easy Lock®, IP65  	2x M20	19 62 806 1290		






Housings

Identification	Cable entry	Part number		Drawing (dimensions in mm)
		Low construction	High construction	
Han® EMC/B, Panel feed through housing, Top entry, Han-Easy Lock®, IP65 	1x M25 1x M32		19 62 806 1121 19 62 806 1122	 <p>Panel cut out</p>
Han® EMC/B, Protection cover, for bulkhead mounted housings, for surface mounted housings, Metal, With fixing cord, IP65  <p>Not suitable for housings with external seals.</p>		09 62 806 5425	09 62 806 5425	


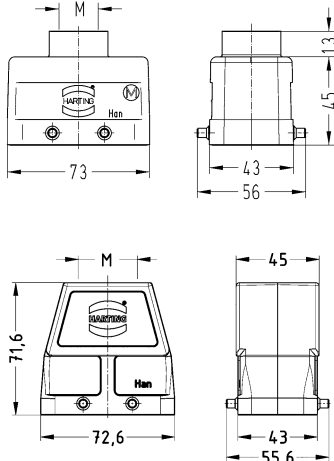

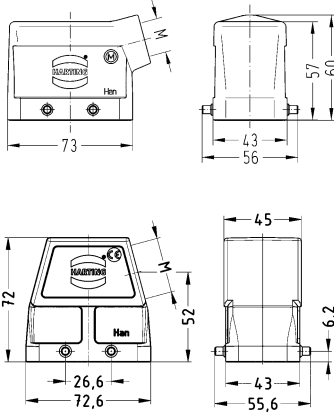

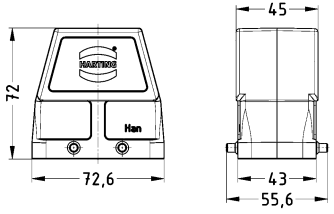
Hoods/Housings for higher EMC requirements  
Single locking lever (on the hood)



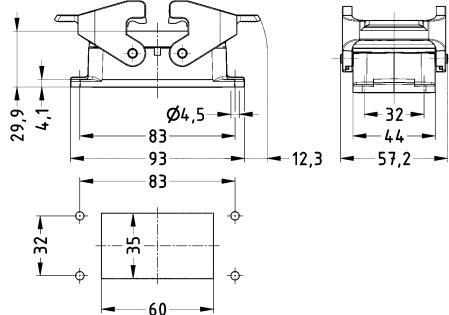

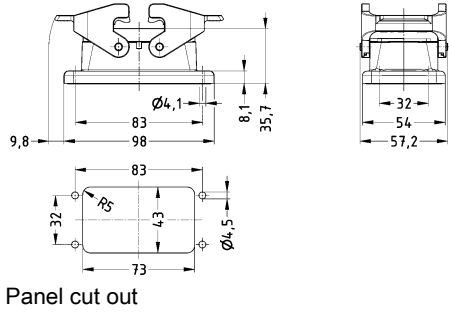

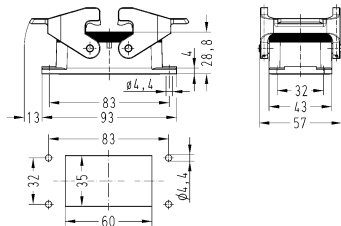
Housings

Identification	Cable entry	Part number		Drawing (dimensions in mm)
		Low construc- tion	High construc- tion	
Han® EMC/B, Hood, Top entry, Han-Easy Lock®, IP65  	1x M32		19 62 806 0757	
Han® EMC/B, Hood, Han-Easy Lock®, IP65  	1x M32		19 62 806 0557	
Han® EMC/B, Bulkhead mounted housing, Internal seal, IP65  		09 62 806 0303		


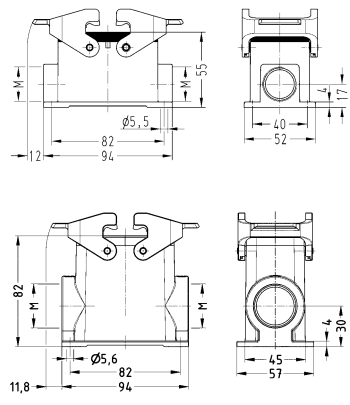

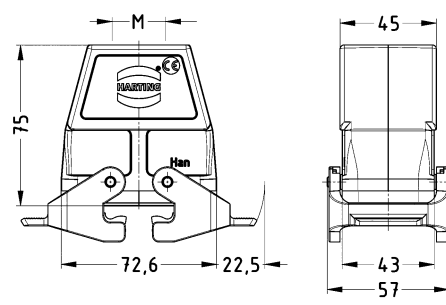

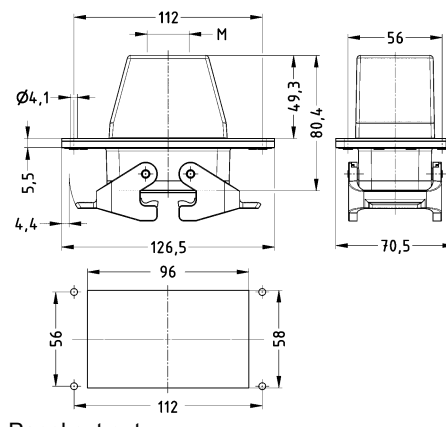
Double locking lever

Housings


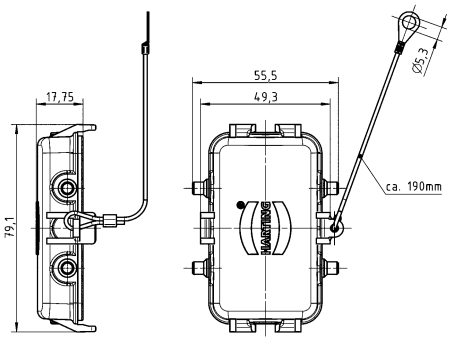
Identification	Cable entry	Part number		Drawing (dimensions in mm)
		Low construction	High construction	
Han® EMC/B, Han® High Temp, Hood, Top entry, IP65 	1x M20 1x M25 1x M32 1x M40	19 62 810 1420 19 62 810 1421	19 62 810 0426 19 62 810 0427 19 62 810 0428	
Han® EMC/B, Han® High Temp, Hood, Side entry, IP65 	1x M20 1x M25 1x M32	19 62 810 1520	19 62 810 0526 19 62 810 0527	
Han® EMC/B, Han® High Temp, Hood, Without cable entry, IP65 			09 62 810 0801	

Identification	Cable entry	Part number		Drawing (dimensions in mm)
		Low construction	High construction	
Han® EMC/B, Bulkhead mounted housing, Rear mounting, External seal, Han-Easy Lock®, IP66 		09 62 810 0392		
Han® EMC/B, Bulkhead mounted housing, External seal, Han-Easy Lock®, IP66 		09 62 810 2301		 <p>Panel cut out</p>
Han® EMC/B, Bulkhead mounted housing, Rear mounting, External seal, Han-Easy Lock®, IP66 Pack contents: Mounting frame is included with- in the delivery 		09 62 810 0315		 <p>Panel cut out</p>
Han® EMC/B, Bulkhead mounted housing, Internal seal, Han-Easy Lock®, IP65 		09 62 810 0301		 <p>Panel cut out</p>

Housings


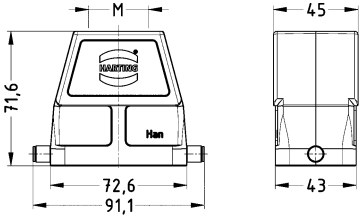

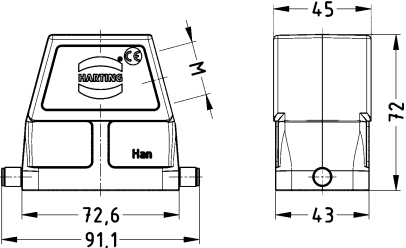


Identification	Cable entry	Part number		Drawing (dimensions in mm)
		Low construction	High construction	
Han® EMC/B, Surface mounted housing, Side entry, Han-Easy Lock®, IP65 	2x M25 2x M32	19 62 810 1271	19 62 810 0272	
Han® EMC/B, Cable to cable housing, Top entry, IP65  Han® EMC/B, Cable to cable housing, Top entry, Han-Easy Lock®, IP65 	2x M20  1x M25 1x M32		19 62 810 0765 ML  19 62 810 0766 19 62 810 0757	
Han® EMC/B, Panel feed through housing, Top entry, Han-Easy Lock®, IP65 	1x M25 1x M32		19 62 810 1121 19 62 810 1122	 <p>Panel cut out</p>


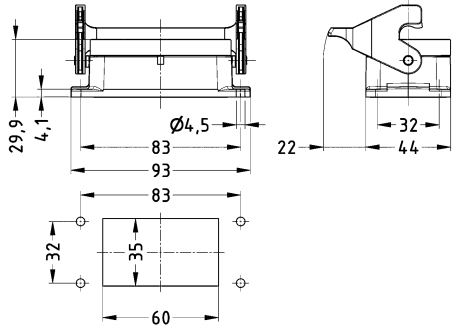

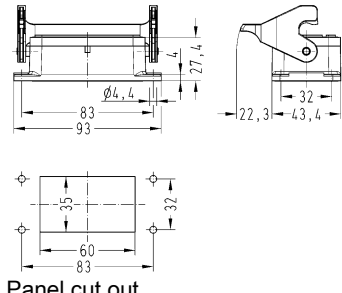


Identification	Cable entry	Part number		Drawing (dimensions in mm)
		Low construction	High construction	
<p>Han® EMC/B, Protection cover, for bulkhead mounted housings, for surface mounted housings, Metal, With fixing cord, IP65</p>  <p>Not suitable for housings with external seals.</p>		09 62 810 5425	09 62 810 5425	

Hoods/Housings for higher EMC requirements  
Single locking lever


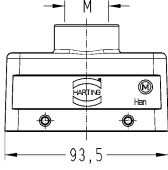
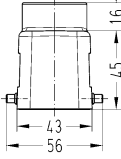

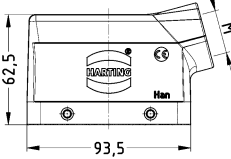
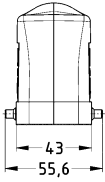

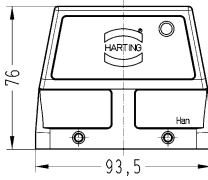
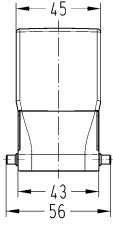
Housings

Identification	Cable entry	Part number		Drawing (dimensions in mm)
		Low construction	High construction	
Han® EMC/B, Hood, Top entry, IP65  	1x M25 1x M32		19 62 810 0446 19 62 810 0447	
Han® EMC/B, Hood, Side entry, IP65  	1x M25 1x M32		19 62 810 0546 19 62 810 0547	
Han® EMC/B, Bulkhead mounted housing, Rear mounting, External seal, Han-Easy Lock®, IP66  Pack contents: Mounting frame is included with- in the delivery  		09 62 810 0397		
Han® EMC/B, Bulkhead mounted housing, Rear mounting, External seal, Han-Easy Lock®, IP66  		09 62 810 0398		

Identification	Cable entry	Part number		Drawing (dimensions in mm)
		Low construction	High construction	
Han® EMC/B, Bulkhead mounted housing, External seal, Han-Easy Lock®, IP66  		09 62 810 2305		 <p>Panel cut out</p>
Han® EMC/B, Bulkhead mounted housing, Internal seal, Han-Easy Lock®, IP65  		09 62 810 0305		 <p>Panel cut out</p>


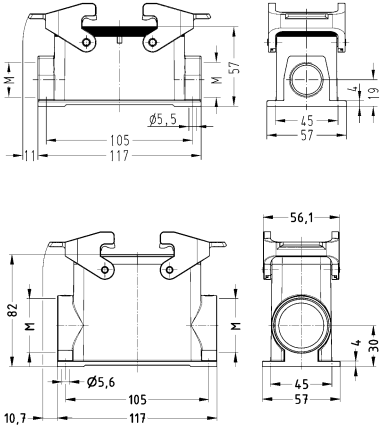

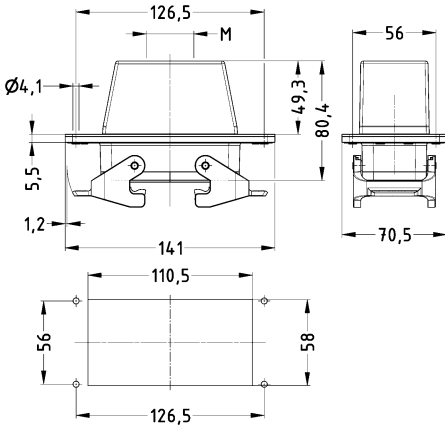

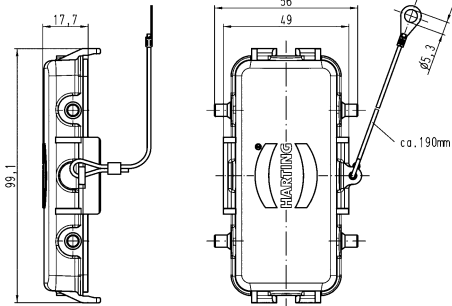
Double locking lever

Housings

Identification	Cable entry	Part number		Drawing (dimensions in mm)	
		Low construction	High construction		
Han® EMC/B, Han® High Temp, Hood, Top entry, IP65 	1x M25 1x M32 1x M40	19 62 816 1421	19 62 816 0427 19 62 816 0428		
Han® EMC/B, Han® High Temp, Hood, Side entry, IP65 	1x M25 1x M32 1x M40	19 62 816 1521	19 62 816 0527 19 62 816 0528		
Han® EMC/B, Han® High Temp, Hood, Without cable entry, IP65 			09 62 816 0801		

Identification	Cable entry	Part number		Drawing (dimensions in mm)
		Low construction	High construction	
Han® EMC/B, Bulkhead mounted housing, IP65				
Han® EMC/B, Bulkhead mounted housing, Rear mounting, External seal, Han-Easy Lock®, IP66		09 62 816 0392		
Han® EMC/B, Bulkhead mounted housing, External seal, Han-Easy Lock®, IP66		09 62 816 2301		<p>Panel cut out</p>
Han® EMC/B, Bulkhead mounted housing, Rear mounting, External seal, Han-Easy Lock®, IP66  Pack contents: Mounting frame is included with- in the delivery		09 62 816 0315		<p>Panel cut out</p>
Han® EMC/B, Bulkhead mounted housing, Internal seal, Han-Easy Lock®, IP65		09 62 816 0301		<p>Panel cut out</p>



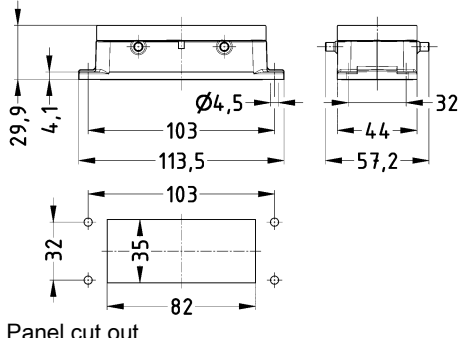

Housings

Identification	Cable entry	Part number		Drawing (dimensions in mm)
		Low construction	High construction	
Han® EMC/B, Surface mounted housing, Side entry, Han-Easy Lock®, IP65 	2x M25 2x M40	19 62 816 1271	19 62 816 0273	
Han® EMC/B, Panel feed through housing, Top entry, Han-Easy Lock®, IP65 	1x M32 1x M40		19 62 816 1121 19 62 816 1122	 <p>Panel cut out</p>
Han® EMC/B, Protection cover, for bulkhead mounted housings, for surface mounted housings, Metal, With fixing cord, IP65  <p>Not suitable for housings with external seals.</p>		09 62 816 5425	09 62 816 5425	



Hoods/Housings for higher EMC requirements  
Double locking lever (on the hood)



Housings

Identification	Cable entry	Part number		Drawing (dimensions in mm)
		Low construction	High construction	
Han® EMC/B, Hood, Side entry, Han-Easy Lock®, IP65  	1x M40		19 62 816 0538	
Han® EMC/B, Bulkhead mounted housing, External seal, IP66  		09 62 816 2303		 <p>Panel cut out</p>
Han® EMC/B, Bulkhead mounted housing, Internal seal, IP65  		09 62 816 0303		



Hoods/Housings for higher EMC requirements  
Single locking lever

Housings


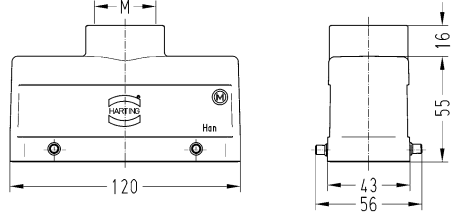
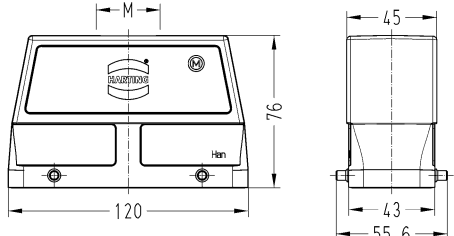

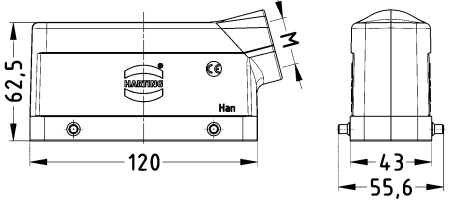
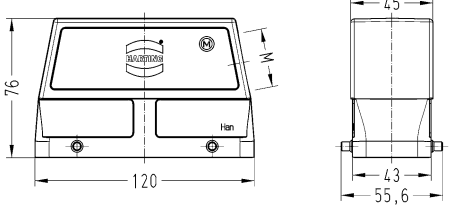

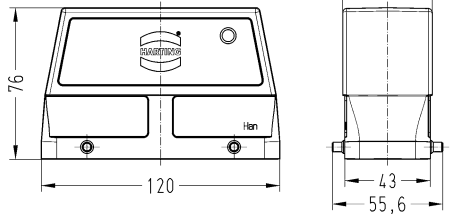
Identification	Part number Low construction	Drawing (dimensions in mm)
<p>Han® EMC/B, Bulkhead mounted housing, Rear mounting, External seal, Han-Easy Lock®, IP66</p> <p>Pack contents: Mounting frame is included within the delivery</p> 	<p>09 62 816 0397</p>	
<p>Han® EMC/B, Bulkhead mounted housing, Rear mounting, External seal, Han-Easy Lock®, IP66</p> 	<p>09 62 816 0398</p>	







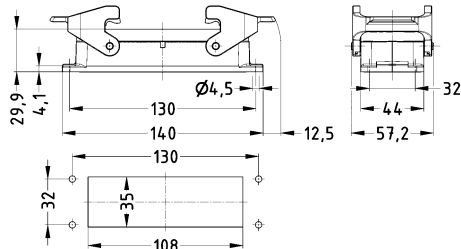

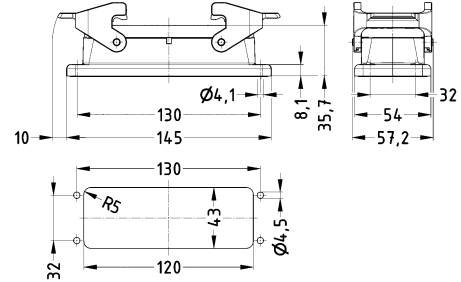

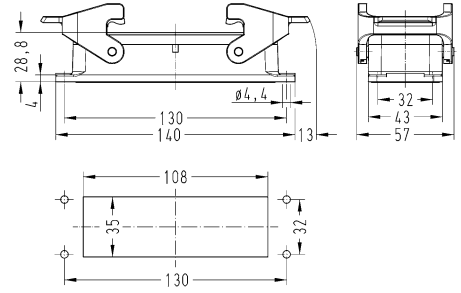
Double locking lever

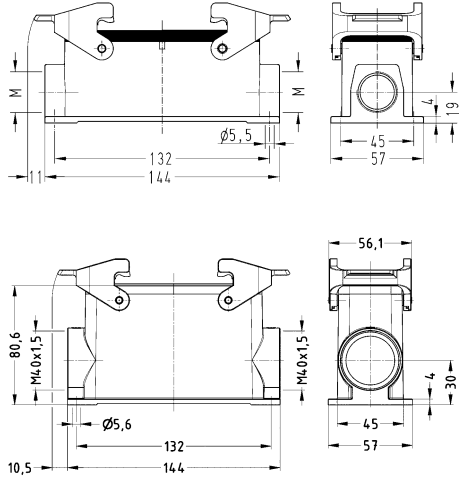

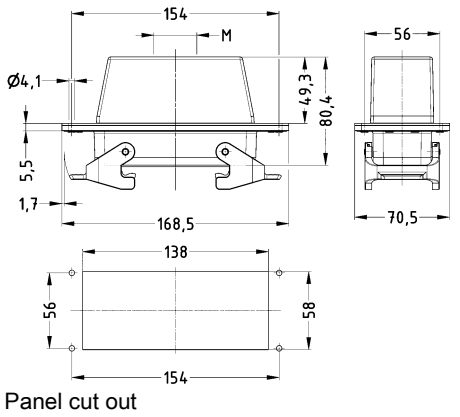

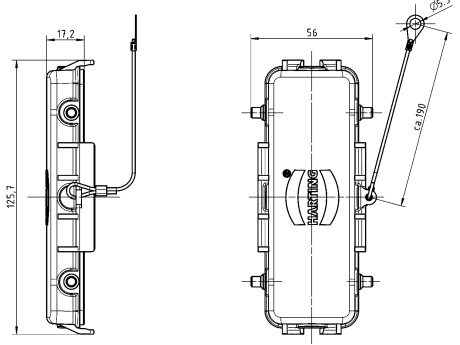
Housings

Identification	Cable entry	Part number		Drawing (dimensions in mm)	
		Low construction	High construction		
Han® EMC/B, Han® High Temp, Hood, Top entry, IP65 	1x M32 1x M40 1x M50	19 62 824 1422	19 62 824 0427 19 62 824 0428 19 62 824 0429		
Han® EMC/B, Han® High Temp, Hood, Side entry, IP65 	1x M25 1x M32 1x M40	19 62 824 1521	19 62 824 0527 19 62 824 0528		
Han® EMC/B, Han® High Temp, Hood, Without cable entry, IP65 			09 62 824 0801		





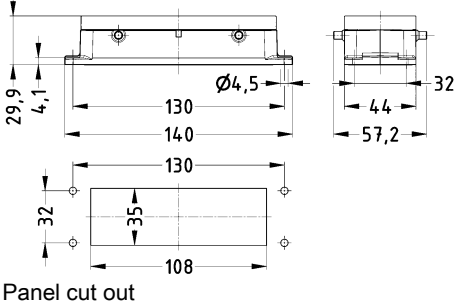

Housings

Identification	Cable entry	Part number		Drawing (dimensions in mm)
		Low construction	High construction	
Han® EMC/B, Bulkhead mounted housing, Rear mounting, External seal, Han-Easy Lock®, IP66  		09 62 824 0392		
Han® EMC/B, Bulkhead mounted housing, External seal, Han-Easy Lock®, IP66  		09 62 824 2301		 <p>Panel cut out</p>
Han® EMC/B, Bulkhead mounted housing, Rear mounting, External seal, Han-Easy Lock®, IP66  Pack contents: Mounting frame is included with- in the delivery  		09 62 824 0315		 <p>Panel cut out</p>
Han® EMC/B, Bulkhead mounted housing, Internal seal, Han-Easy Lock®, IP65  		09 62 824 0301		 <p>Panel cut out</p>

Identification	Cable entry	Part number		Drawing (dimensions in mm)
		Low construction	High construction	
<p>Han® EMC/B, Surface mounted housing, Side entry, Han-Easy Lock®, IP65</p> 	<p>2x M25 2x M40</p>	<p>19 62 824 1271</p>	<p>19 62 824 0273</p>	
<p>Han® EMC/B, Panel feed through housing, Top entry, Han-Easy Lock®, IP65</p> 	<p>1x M32 1x M40</p>		<p>19 62 824 1121 19 62 824 1122</p>	 <p>Panel cut out</p>
<p>Han® EMC/B, Protection cover, for bulkhead mounted housings, for surface mounted housings, Metal, With fixing cord, IP65</p>  <p>Not suitable for housings with external seals.</p>		<p>09 62 824 5425</p>	<p>09 62 824 5425</p>	

Hoods/Housings for higher EMC requirements  
Double locking lever (on the hood)

Housings

Identification	Cable entry	Part number		Drawing (dimensions in mm)
		Low construction	High construction	
Han® EMC/B, Hood, Side entry, Han-Easy Lock®, IP65  	1x M40 1x M40 2x M40		19 62 824 0538 19 62 824 0748 19 62 824 0578	
Han® EMC/B, Bulkhead mounted housing, External seal, IP66  		09 62 824 2306		 <p>Panel cut out</p>
Han® EMC/B, Bulkhead mounted housing, Internal seal, IP65  		09 62 824 0306		

## Features

- Hoods/housings for harsh outdoor environments
- Metal hoods and housings with excellent corrosion resistance
- Corrosion resistance ASTM B117-09 (500 h)
- Excellent EMC characteristics
- Screw locking M4
- Field of application: for external electrical interconnections in vehicles, in highly demanding environments and wet areas, as well as for sensitive interconnections that have to be shielded
- Distinguishing feature: colour-coded black, internal seal

## Technical characteristics

Limiting temperature	-40 ... +125 °C
Tightening torque (screw locking)	2 Nm
Degree of protection acc. to IEC 60529	IP65, IP68, IP69 / IPX9K acc. to ISO 20653
Type rating acc. to UL 50 / UL 50E	4, 4X, 12
Material (hood/housing)	Zinc die-cast
Surface (hood/housing)	Powder-coated, Chromated
Colour (hood/housing)	RAL 9005 (jet black)
Material (seal)	NBR
Material (locking)	Stainless steel
RoHS	compliant, not compliant

## Specifications and approvals

UL 1977 ECBT2.E235076  
 CSA-C22.2 No. 182.3 ECBT8.E235076  
 DNV GL




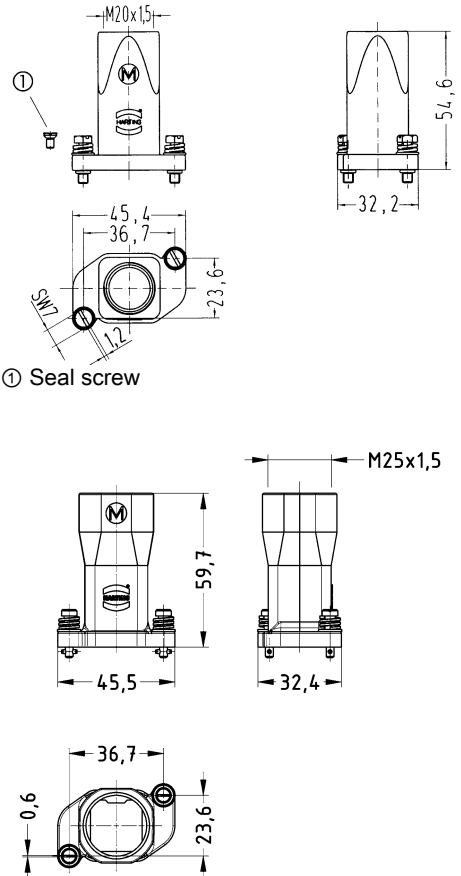

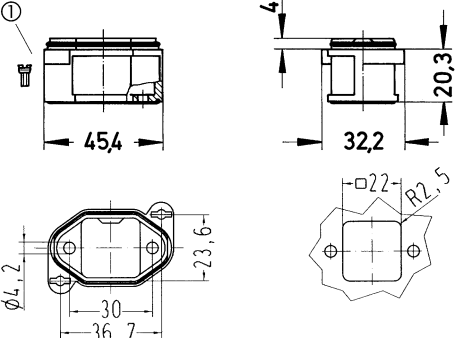
## Details


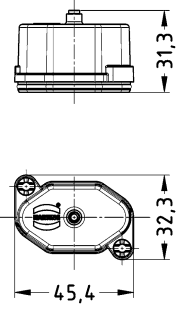

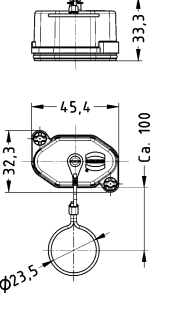

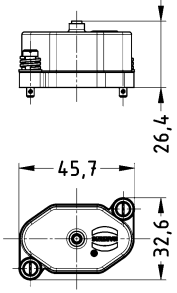

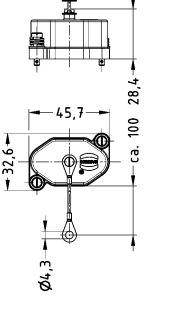
By using the inserts of Han® Q and Han A® series, the sealing on the insert has to be removed. The sealing screw of the insert must be replaced by the sealing screw of the hood/housing.

By using the angled bulkhead and surface mounted housings with through holes in the mounting flanges, it has to be ensured by the customer that the fixing screws appropriately sealed from the inside of the housing.

Hoods/housings for harsh outdoor environments  
Toggle locking

Housings

Identification	Cable entry	Part number	Drawing (dimensions in mm)
<p>Han® HPR, Hood, Top entry, IP65, IP68</p> <p>Pack contents: With seal screw</p> 	<p>1x M20 1x M25</p>	<p>19 40 703 0400 19 40 703 0401</p>	 <p>① Seal screw</p>
<p>Han® HPR, Bulkhead mounted housing, Straight, IP65, IP68</p> <p>Pack contents: With seal screw</p> 		<p>09 40 703 0301</p>	 <p>① Seal screw</p>


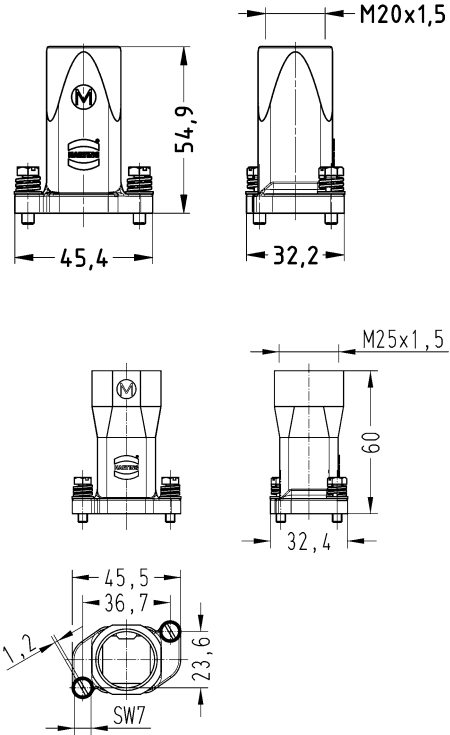

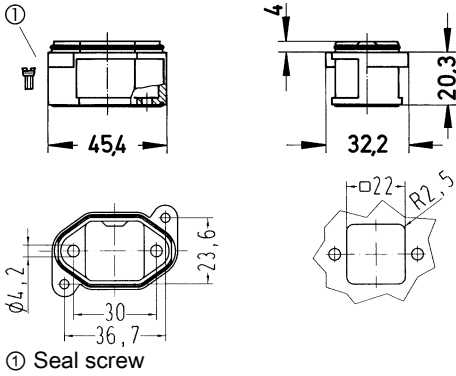
Identification	Cable entry	Part number	Drawing (dimensions in mm)
<p>Han® HPR, Protection cover, for hoods, IP65, IP68</p> 		09 40 703 5403	
<p>Han® HPR, Protection cover, for hoods, With fixing cord, IP65, IP68</p> 		09 40 703 5404	
<p>Han® HPR, Protection cover, for bulkhead mounted housings, for surface mounted housings, IP65, IP68</p> 		09 40 703 5401	
<p>Han® HPR, Protection cover, for bulkhead mounted housings, for surface mounted housings, With fixing cord, IP65, IP68</p> 		09 40 703 5402	




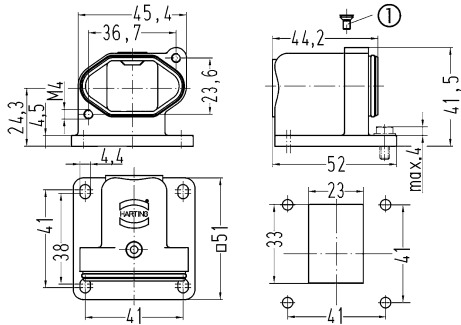

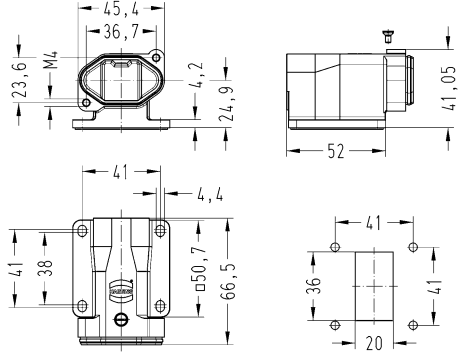

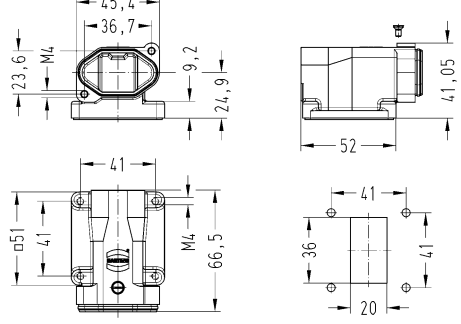

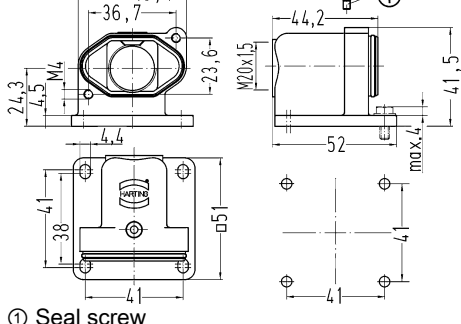



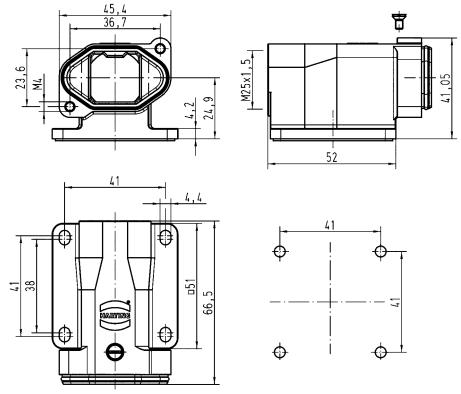

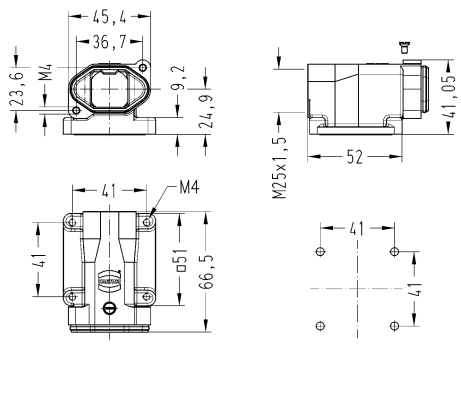

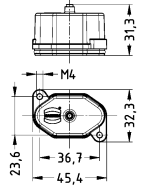

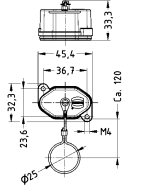
Hoods/housings for harsh outdoor environments  
Screw locking

Housings



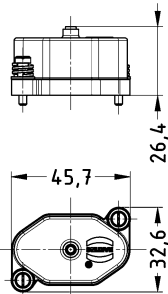
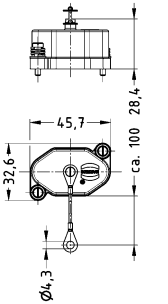


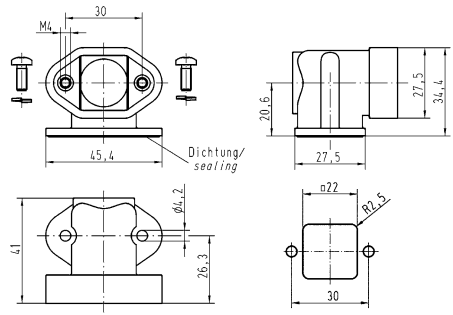
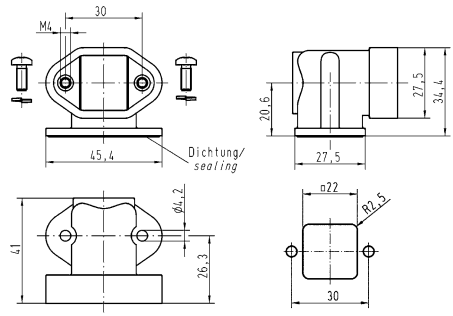
Identification	Cable entry	Part number	Drawing (dimensions in mm)
<p>Han® HPR, Hood, Top entry, IP65, IP68, IP69 / IPX9K acc. to ISO 20653</p> <p>Pack contents: With seal screw</p> 	<p>1x M20 1x M25</p>	<p>19 40 703 0410 19 40 703 0411</p>	
<p>Han® HPR, Bulkhead mounted housing, Straight, IP65, IP68, IP69 / IPX9K acc. to ISO 20653</p> <p>Pack contents: With seal screw</p> 		<p>09 40 703 0311</p>	 <p>① Seal screw</p>

Housings

Identification	Cable entry	Part number	Drawing (dimensions in mm)
<p>Han® HPR, Bulkhead mounted housing, Angled, Open bottom, Feed through hole for fixing screws, IP65, IP68, IP69 / IPX9K acc. to ISO 20653</p> <p>Pack contents: With seal screw</p> 		09 40 703 0950	 <p>① Seal screw</p>
<p>Han® HPR, Bulkhead mounted housing, Angled, Open bottom, Long version, Feed through hole for fixing screws, IP65, IP68, IP69 / IPX9K acc. to ISO 20653</p> <p>Pack contents: With seal screw</p> 		09 40 703 0951	
<p>Han® HPR, Bulkhead mounted housing, Angled, Open bottom, Long version, Tapped blind hole for fixing screws, IP65, IP68, IP69 / IPX9K acc. to ISO 20653</p> <p>Pack contents: With seal screw</p> 		09 40 703 0953	
<p>Han® HPR, Surface mounted housing, Angled, Bottom closed, Feed through hole for fixing screws, Top entry, IP65, IP68, IP69 / IPX9K acc. to ISO 20653</p> <p>Pack contents: With seal screw</p> 	1x M20	19 40 703 0950	 <p>① Seal screw</p>


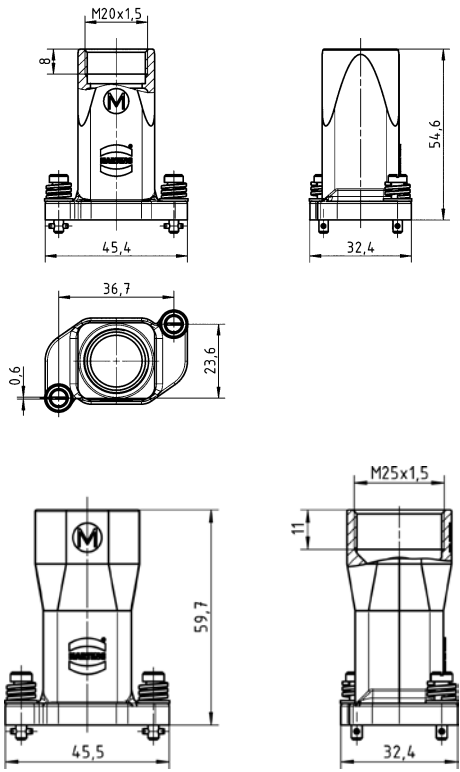

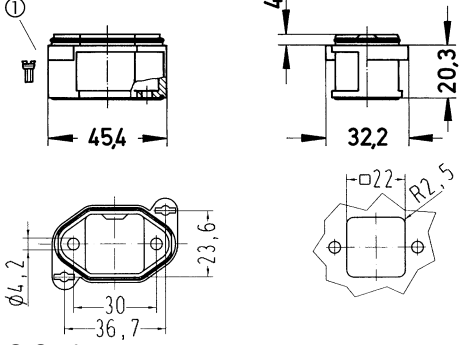
Identification	Cable entry	Part number	Drawing (dimensions in mm)
<p>Han® HPR, Surface mounted housing, Angled, Bottom closed, Long version, Bottom closed, Feed through hole for fixing screws, Top entry, IP65, IP68, IP69 / IPX9K acc. to ISO 20653</p> <p>Pack contents: With seal screw</p> 	<p>1x M25</p>	<p>19 40 703 0951</p>	
<p>Han® HPR, Surface mounted housing, Angled, Bottom closed, Long version, Bottom closed, Tapped blind hole for fixing screws, Top entry, IP65, IP68, IP69 / IPX9K acc. to ISO 20653</p> <p>Pack contents: With seal screw</p> 	<p>1x M25</p>	<p>19 40 703 0953</p>	
<p>Han® HPR, Protection cover, for hoods, IP65, IP68, IP69 / IPX9K acc. to ISO 20653</p> 		<p>09 40 703 5413</p>	
<p>Han® HPR, Protection cover, for hoods, With fixing cord, IP65, IP68, IP69 / IPX9K acc. to ISO 20653</p> 		<p>09 40 703 5414</p>	

Housings


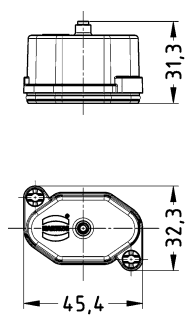

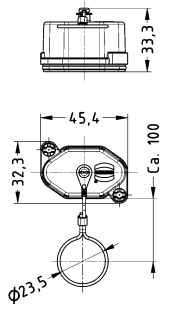

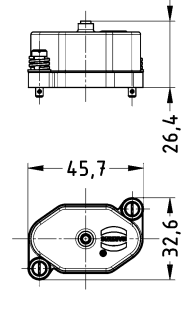

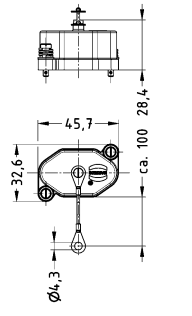
Identification	Cable entry	Part number	Drawing (dimensions in mm)
<p>Han® HPR, Protection cover, for bulkhead mounted housings, for surface mounted housings, IP65, IP68, IP69 / IPX9K acc. to ISO 20653</p>  <p>Han® HPR, Protection cover, for bulkhead mounted housings, for surface mounted housings, With fixing cord, IP65, IP68, IP69 / IPX9K acc. to ISO 20653</p> 		<p>09 40 703 5411</p> <p>09 40 703 5412</p>	 
<p>Han® HPR, Adapter, Open bottom, for assembly of bulkhead mounted bulk- head mounted position, Top entry, IP65, IP68</p>  <p>Han® HPR, Adapter, Open bottom, for assembly of bulkhead mounted bulk- head mounted position, IP65, IP68</p> 	<p>1x M20</p>	<p>19 40 703 0900</p> <p>09 40 703 0902</p>	 



Hoods/housings for harsh outdoor environments  
Toggle locking

Housings

Identification	Cable entry	Part number	Drawing (dimensions in mm)
<p>Han® HPR, Hood, Top entry, IP65, IP68</p> <p>Pack contents: With seal screw</p> 	<p>1x M20 1x M25</p>	<p>19 40 003 0400 19 40 003 0401</p>	 <p>① Seal screw</p>
<p>Han® HPR, Bulkhead mounted housing, Straight, IP65, IP68</p> <p>Pack contents: With seal screw</p> 		<p>09 40 003 0301</p>	 <p>① Seal screw</p>


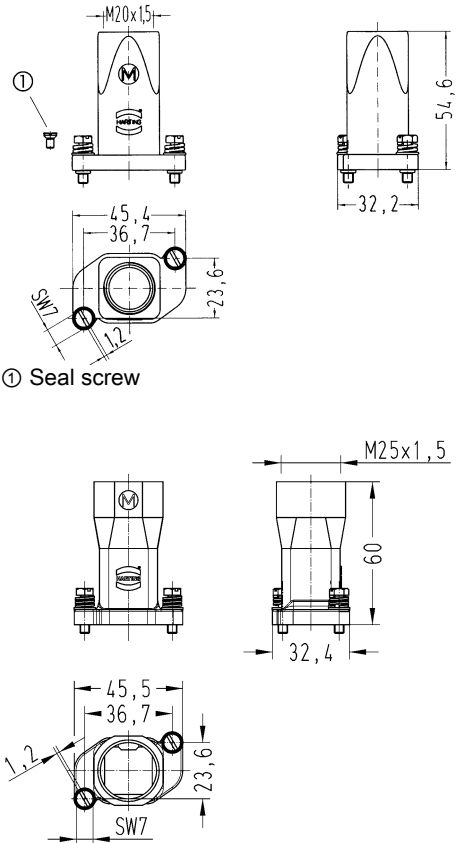

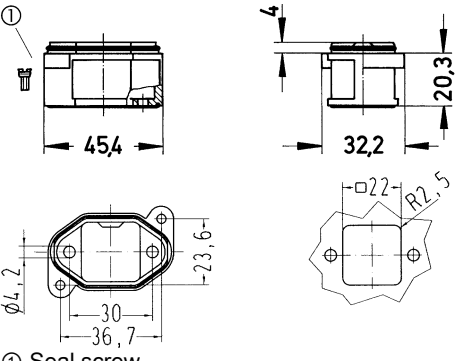
Housings

Identification	Cable entry	Part number	Drawing (dimensions in mm)
<p>Han® HPR, Protection cover, for hoods, IP65, IP68</p> 		09 40 003 5403	
<p>Han® HPR, Protection cover, for hoods, With fixing cord, IP65, IP68</p> 		09 40 003 5404	
<p>Han® HPR, Protection cover, for bulkhead mounted housings, for surface mounted housings, IP65, IP68</p> 		09 40 003 5401	
<p>Han® HPR, Protection cover, for bulkhead mounted housings, for surface mounted housings, With fixing cord, IP65, IP68</p> 		09 40 003 5402	


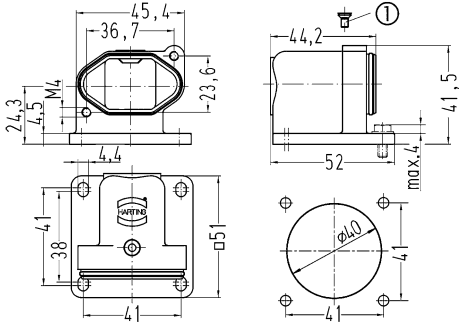

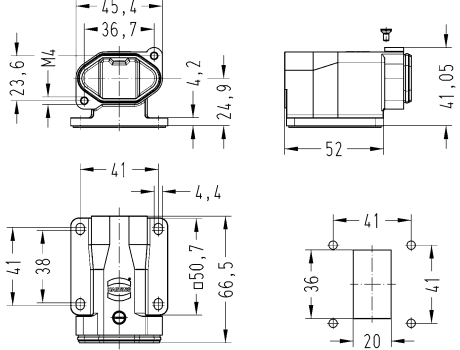

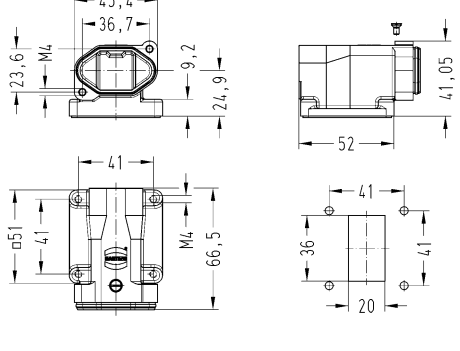

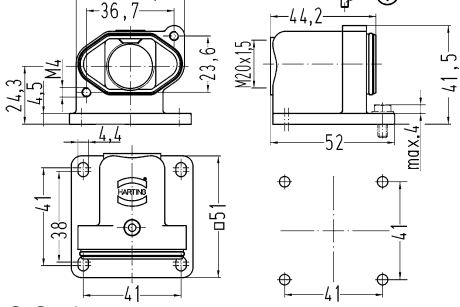
Identification	Cable entry	Part number	Drawing (dimensions in mm)
<p>Han® HPR, Adapter, Open bottom, for assembly of bulkhead mounted bulk- head mounted position, Top entry, IP65, IP68</p> 	<p>1x M20</p>	<p>19 40 003 0900</p>	
<p>Han® HPR, Adapter, Open bottom, for assembly of bulkhead mounted bulk- head mounted position, IP65, IP68</p> 		<p>09 40 003 0902</p>	

Hoods/housings for harsh outdoor environments  
Screw locking


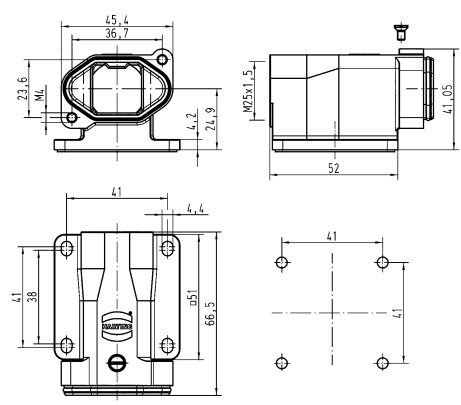

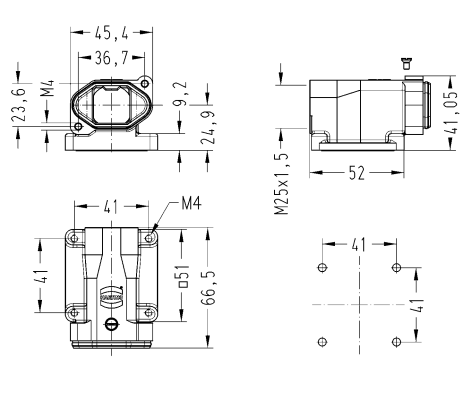

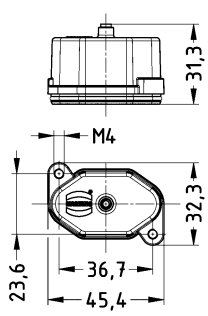

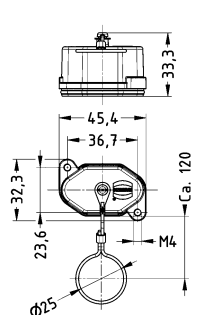
Housings



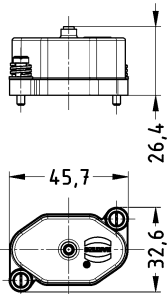
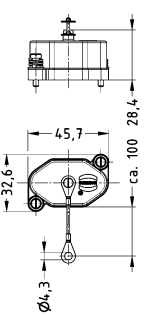


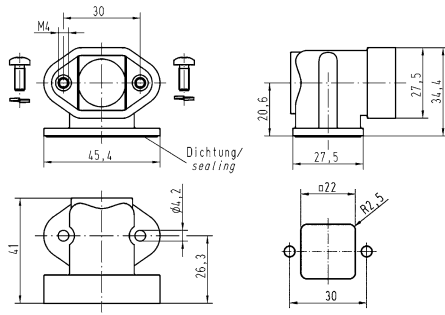
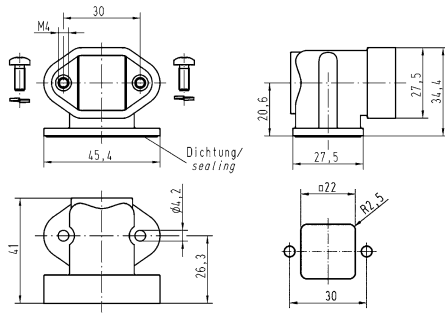
Identification	Cable entry	Part number	Drawing (dimensions in mm)
<p>Han® HPR, Hood, Top entry, IP65, IP68, IP69 / IPX9K acc. to ISO 20653</p> <p>Pack contents: With seal screw</p> 	<p>1x M20 1x M25</p>	<p>19 40 003 0410 19 40 003 0411</p>	 <p>① Seal screw</p>
<p>Han® HPR, Bulkhead mounted housing, Straight, IP65, IP68, IP69 / IPX9K acc. to ISO 20653</p> <p>Pack contents: With seal screw</p> 		<p>09 40 003 0311</p>	 <p>① Seal screw</p>



Identification	Cable entry	Part number	Drawing (dimensions in mm)
<p>Han® HPR, Bulkhead mounted housing, Angled, Open bottom, Feed through hole for fixing screws, IP65, IP68, IP69 / IPX9K acc. to ISO 20653</p> <p>Pack contents: With seal screw</p> 		09 40 003 0950	 <p>① Seal screw</p>
<p>Han® HPR, Bulkhead mounted housing, Angled, Long version, Open bottom, Feed through hole for fixing screws, IP65, IP68, IP69 / IPX9K acc. to ISO 20653</p> <p>Pack contents: With seal screw</p> 		09 40 003 0951	
<p>Han® HPR, Bulkhead mounted housing, Angled, Long version, Open bottom, Tapped blind hole for fixing screws, IP65, IP68, IP69 / IPX9K acc. to ISO 20653</p> <p>Pack contents: With seal screw</p> 		09 40 003 0953	
<p>Han® HPR, Surface mounted housing, Bottom closed, Feed through hole for fixing screws, Top entry, IP65, IP68, IP69 / IPX9K acc. to ISO 20653</p> <p>Pack contents: With seal screw</p> 	1x M20	19 40 003 0950	 <p>① Seal screw</p>

Housings

Identification	Cable entry	Part number	Drawing (dimensions in mm)
<p>Han® HPR, Surface mounted housing, Long version, Bottom closed, Feed through hole for fixing screws, Top entry, IP65, IP68, IP69 / IPX9K acc. to ISO 20653</p> <p>Pack contents: With seal screw</p> 	<p>1x M25</p>	<p>19 40 003 0951</p>	
<p>Han® HPR, Surface mounted housing, Long version, Bottom closed, Tapped blind hole for fixing screws, Top entry, IP65, IP68, IP69 / IPX9K acc. to ISO 20653</p> <p>Pack contents: With seal screw</p> 	<p>1x M25</p>	<p>19 40 003 0953</p>	
<p>Han® HPR, Protection cover, for hoods, IP65, IP68, IP69 / IPX9K acc. to ISO 20653</p> 		<p>09 40 003 5413</p>	
<p>Han® HPR, Protection cover, for hoods, With fixing cord, IP65, IP68, IP69 / IPX9K acc. to ISO 20653</p> 		<p>09 40 003 5414</p>	

Identification	Cable entry	Part number	Drawing (dimensions in mm)
<p>Han® HPR, Protection cover, for bulkhead mounted housings, for surface mounted housings, IP65, IP68, IP69 / IPX9K acc. to ISO 20653</p>  <p>Han® HPR, Protection cover, for bulkhead mounted housings, for surface mounted housings, With fixing cord, IP65, IP68, IP69 / IPX9K acc. to ISO 20653</p> 		<p>09 40 003 5411</p> <p>09 40 003 5412</p>	 
<p>Han® HPR, Adapter, Open bottom, for assembly of bulkhead mounted bulkhead mounted position, Top entry, IP65, IP68</p>  <p>Han® HPR, Adapter, Open bottom, for assembly of bulkhead mounted bulkhead mounted position, IP65, IP68</p> 	<p>1x M20</p>	<p>19 40 003 0900</p> <p>09 40 003 0902</p>	 

## Features

- Hoods/housings for harsh outdoor environments
- Metal hoods and housings with excellent corrosion resistance
- Corrosion resistance ASTM B117-09 (500 h)
- Excellent EMC characteristics
- Screw locking M6
- Field of application: for external electrical interconnections in vehicles, in highly demanding environments and wet areas, as well as for sensitive interconnections that have to be shielded
- Distinguishing feature: colour-coded black, internal seal
- Option of connecting a cable for a functional earth externally
- Large space for cables

## Technical characteristics


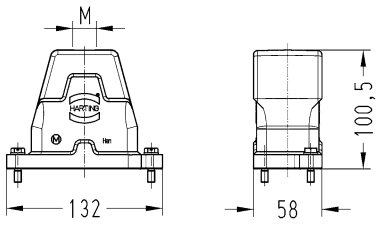

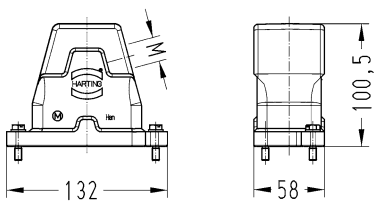

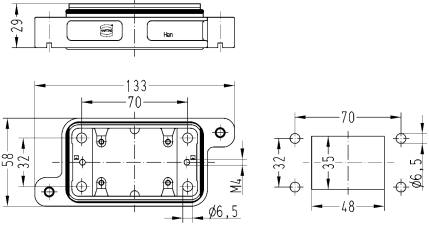

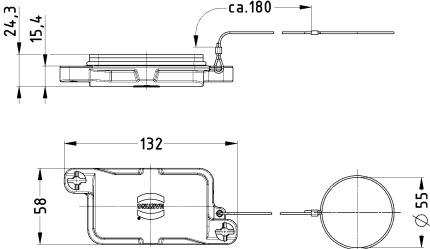
Limiting temperature	-40 ... +125 °C
Tightening torque (screw locking)	4 Nm
Degree of protection acc. to IEC 60529	IP65, IP68, IP69 / IPX9K acc. to ISO 20653, IP66
Type rating acc. to UL 50 / UL 50E	4, 4X, 12
Material (hood/housing)	Aluminium die-cast, Corrosion resistant
Surface (hood/housing)	Powder-coated
Colour (hood/housing)	RAL 9005 (jet black)
Material (seal)	NBR
Material (locking)	Stainless steel
RoHS	compliant, compliant with exemption

## Specifications and approvals

UL 1977 ECBT2.E235076  
 CSA-C22.2 No. 182.3 ECBT8.E235076  
 DNV GL


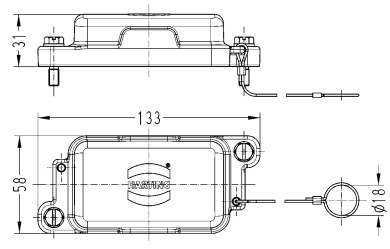
CE

Hoods/housings for harsh outdoor environments  
Toggle locking

Identification	Cable entry	Part number	Drawing (dimensions in mm)
<p>Han® HPR, Hood, Top entry, IP65, IP68</p> 	<p>1x M25</p>	<p>19 40 006 0401</p>	
<p>Han® HPR, Hood, Side entry, IP65, IP68</p> 	<p>1x M25</p>	<p>19 40 006 0501</p>	
<p>Han® HPR, Bulkhead mounted housing, IP65, IP68</p> 		<p>09 40 006 0301</p>	
<p>Han® HPR, Protection cover, for hoods, IP65, IP68</p> 		<p>09 40 006 5404</p>	


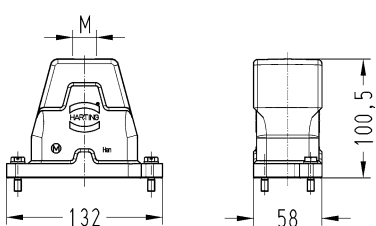

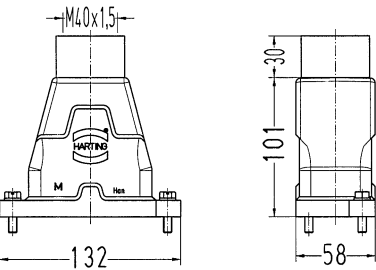

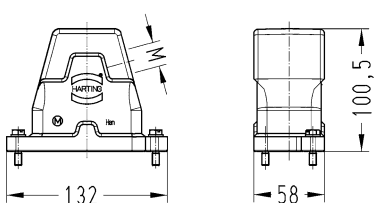

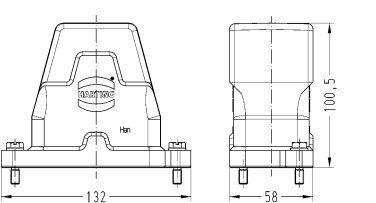


Housings

Identification	Cable entry	Part number	Drawing (dimensions in mm)
<p>Han® HPR, Protection cover, for bulkhead mounted housings, for surface mounted housings, IP65, IP68</p> 		<p>09 40 006 5401</p>	

Hoods/housings for harsh outdoor environments  
Screw locking

Housings

Identification	Cable entry	Part number	Drawing (dimensions in mm)
Han® HPR, Hood, Top entry, IP65, IP68, IP69 / IPX9K acc. to ISO 20653  	1x M20 1x M25 1x M32 1x M40	19 40 006 0410 19 40 006 0411 19 40 006 0412 19 40 006 0413	
Han® HPR, Hood, With adapter, Top entry, IP65, IP68, IP69 / IPX9K acc. to ISO 20653  	1x M40	19 40 006 0418	
Han® HPR, Hood, Side entry, IP65, IP68, IP69 / IPX9K acc. to ISO 20653  	1x M20 1x M25 1x M32 1x M40	19 40 006 0510 19 40 006 0511 19 40 006 0512 19 40 006 0513	
Han® HPR, Hood, Without cable entry, IP65, IP68, IP69 / IPX9K acc. to ISO 20653  		09 40 006 0811	

Housings

Identification

Cable entry

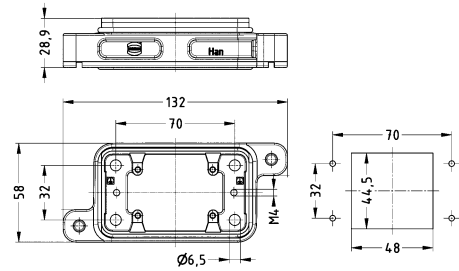
Part number

Drawing  
(dimensions in mm)

Han® HPR,  
Bulkhead mounted housing,  
IP65,  
IP68,  
IP69 / IPX9K acc. to ISO 20653



09 40 006 0311

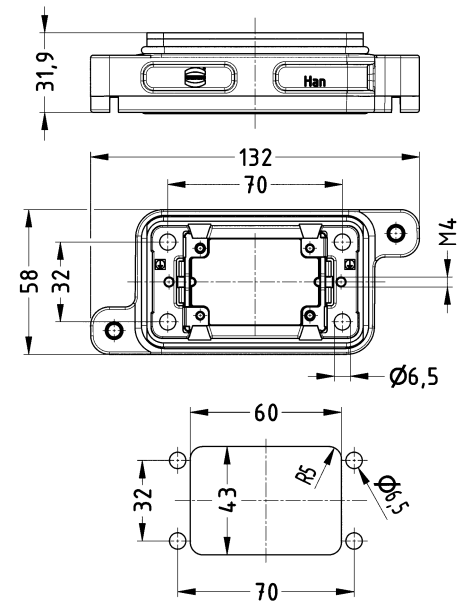


Han® HPR,  
Bulkhead mounted housing,  
Rear mounting,  
IP65,  
IP68,  
IP69 / IPX9K acc. to ISO 20653

Pack contents:  
Mounting frame is included within the delivery



09 40 006 0391



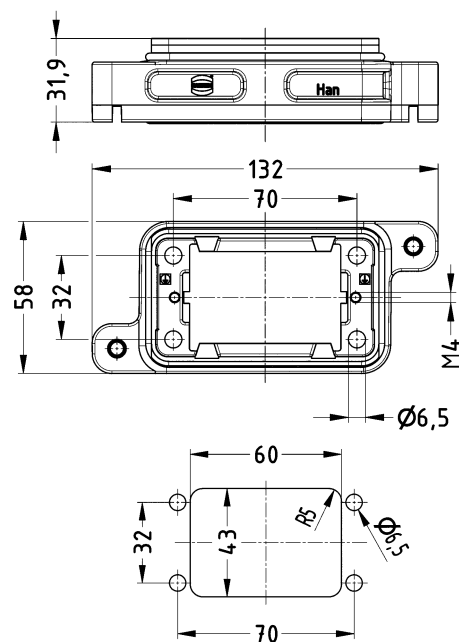
Panel cut out

Han® HPR,  
Bulkhead mounted housing,  
Rear mounting,  
IP65,  
IP68,  
IP69 / IPX9K acc. to ISO 20653

Pack contents:  
Please order mounting frame separately.


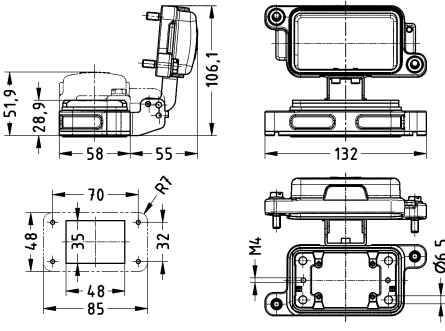

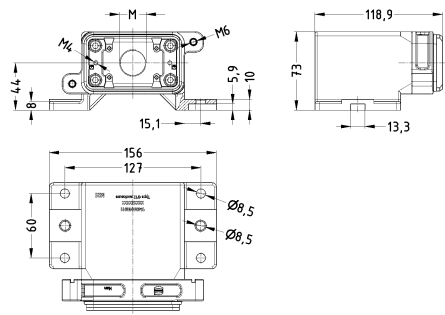

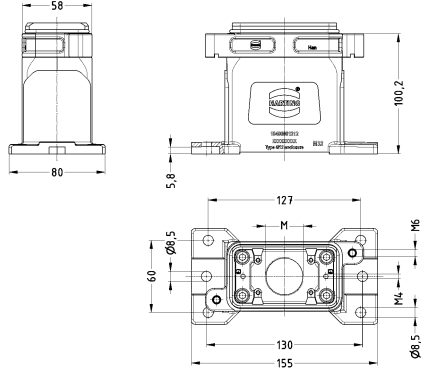
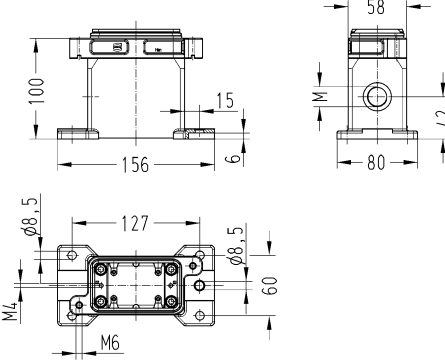


09 40 006 0392


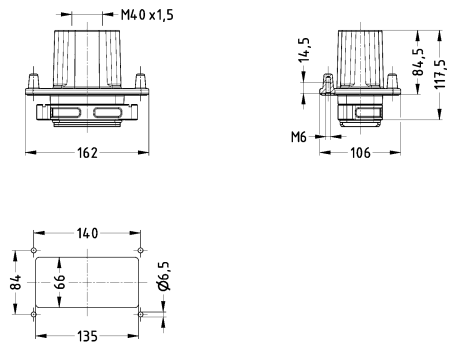

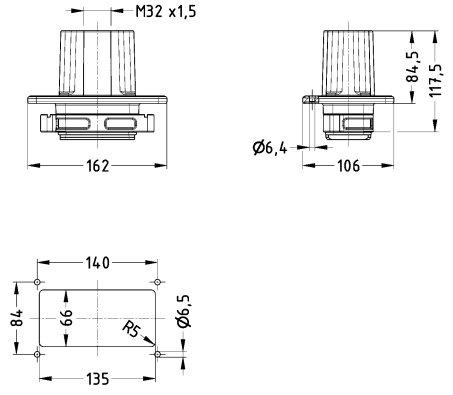

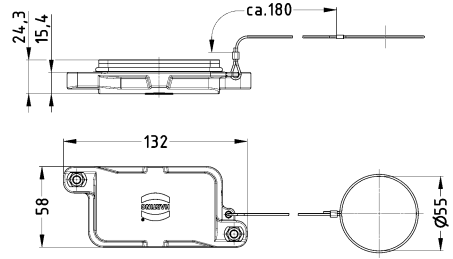

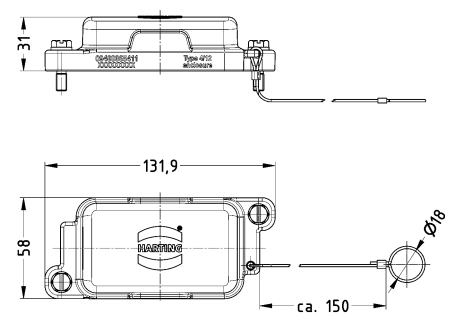


Panel cut out


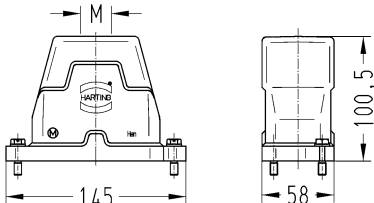

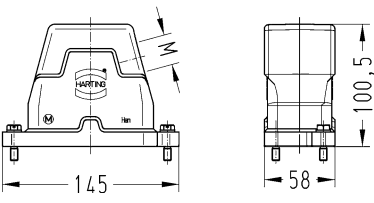

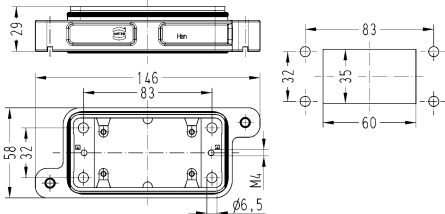

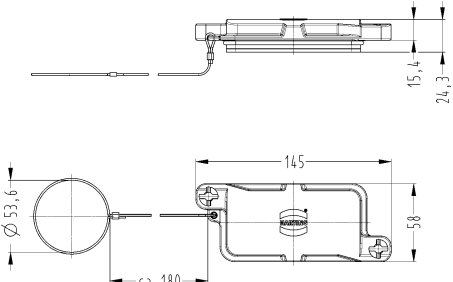


Identification	Cable entry	Part number	Drawing (dimensions in mm)
<p>Han® HPR, Bulkhead mounted housing, With metal cover, IP65, IP68, IP69 / IPX9K acc. to ISO 20653</p> 		09 40 006 0317	
<p>Han® HPR, Surface mounted housing, Horizontal version, Top entry, IP65, IP68, IP69 / IPX9K acc. to ISO 20653</p> 	1x M25 1x M40	19 40 006 0911 19 40 006 0913	
<p>Han® HPR, Surface mounted housing, Top entry, IP65, IP68, IP69 / IPX9K acc. to ISO 20653</p> 	1x M32 1x M40	19 40 006 1212 19 40 006 1213	
<p>Han® HPR, Surface mounted housing, Side entry, IP65, IP68, IP69 / IPX9K acc. to ISO 20653</p>	1x M20 1x M25 1x M32 2x M25	19 40 006 1260 19 40 006 1261 19 40 006 1262 19 40 006 1271	


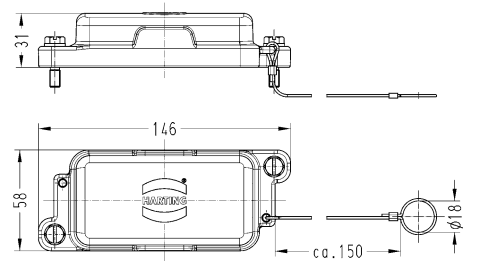
Housings

Identification	Cable entry	Part number	Drawing (dimensions in mm)
<p>Han® HPR, Panel feed through housing, for mounting from inside, Top entry, IP65, IP68, IP69 / IPX9K acc. to ISO 20653</p> 	<p>1x M32 1x M40</p>	<p>19 40 006 1112 19 40 006 1113</p>	
<p>Han® HPR, Panel feed through housing, for mounting from outside, Top entry, IP65, IP68, IP69 / IPX9K acc. to ISO 20653</p>  <p>The fixing screws must be sealed separately to reach the given degree of protection.</p>	<p>1x M32 1x M40</p>	<p>19 40 006 1117 19 40 006 1118</p>	
<p>Han® HPR, Protection cover, for hoods, IP65, IP68, IP69 / IPX9K acc. to ISO 20653</p> 		<p>09 40 006 5414</p>	
<p>Han® HPR, Protection cover, for bulkhead mounted housings, for surface mounted housings, IP65, IP68, IP69 / IPX9K acc. to ISO 20653</p> 		<p>09 40 006 5411</p>	

Hoods/housings for harsh outdoor environments  
Toggle locking


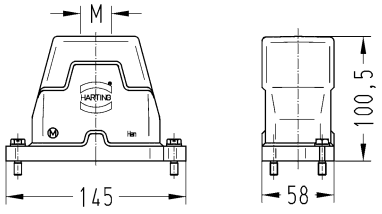

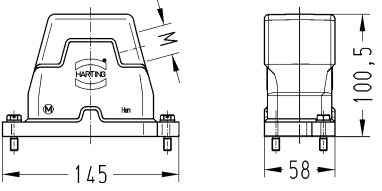

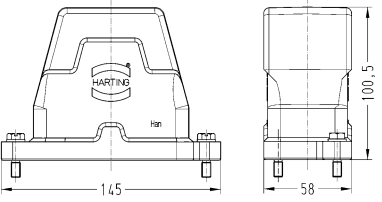

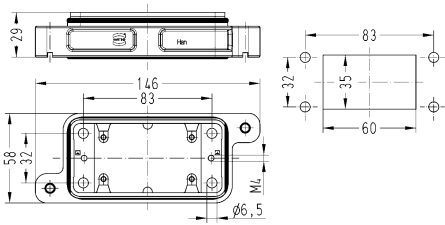
Identification	Cable entry	Part number	Drawing (dimensions in mm)
<p>Han® HPR, Hood, Top entry, IP65, IP68</p> 	<p>1x M25</p>	<p>19 40 010 0401</p>	
<p>Han® HPR, Hood, Side entry, IP65, IP68</p> 	<p>1x M25</p>	<p>19 40 010 0501</p>	
<p>Han® HPR, Bulkhead mounted housing, IP65, IP68</p> 		<p>09 40 010 0301</p>	
<p>Han® HPR, Protection cover, for hoods, IP65, IP68</p> 		<p>09 40 010 5404</p>	

Housings

Identification	Cable entry	Part number	Drawing (dimensions in mm)
<p>Han® HPR, Protection cover, for bulkhead mounted housings, for surface mounted housings, IP65, IP68</p> 		<p>09 40 010 5401</p>	

Hoods/housings for harsh outdoor environments  
Screw locking

Housings

Identification	Cable entry	Part number	Drawing (dimensions in mm)
<p>Han® HPR, Hood, Top entry, IP65, IP68, IP69 / IPX9K acc. to ISO 20653</p> 	<p>1x M25 1x M32 1x M40 2x M20</p>	<p>19 40 010 0411 19 40 010 0412 19 40 010 0413 19 40 010 0430</p>	
<p>Han® HPR, Hood, Side entry, IP65, IP68, IP69 / IPX9K acc. to ISO 20653</p> 	<p>1x M25 1x M32 1x M40</p>	<p>19 40 010 0511 19 40 010 0512 19 40 010 0513</p>	
<p>Han® HPR, Hood, Without cable entry, IP65, IP68, IP69 / IPX9K acc. to ISO 20653</p> 		<p>09 40 010 0811</p>	
<p>Han® HPR, Bulkhead mounted housing, IP65, IP68, IP69 / IPX9K acc. to ISO 20653</p> 		<p>09 40 010 0311</p>	

Housings

Identification

Cable entry

Part number

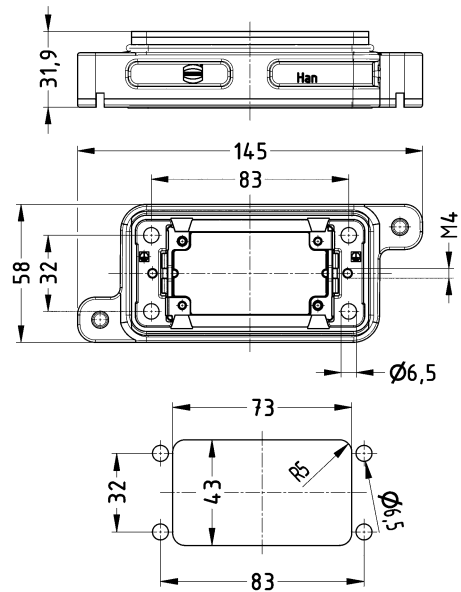
Drawing  
(dimensions in mm)

Han® HPR,  
Bulkhead mounted housing,  
Rear mounting,  
IP65,  
IP68,  
IP69 / IPX9K acc. to ISO 20653

Pack contents:  
Mounting frame is included within the delivery



09 40 010 0391

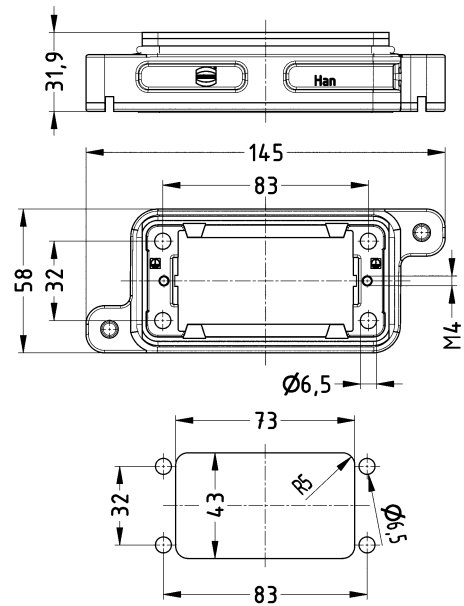


Han® HPR,  
Bulkhead mounted housing,  
Rear mounting,  
IP65,  
IP68,  
IP69 / IPX9K acc. to ISO 20653

Pack contents:  
Please order mounting frame separately.



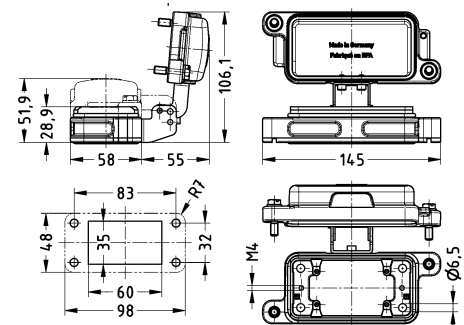
09 40 010 0392


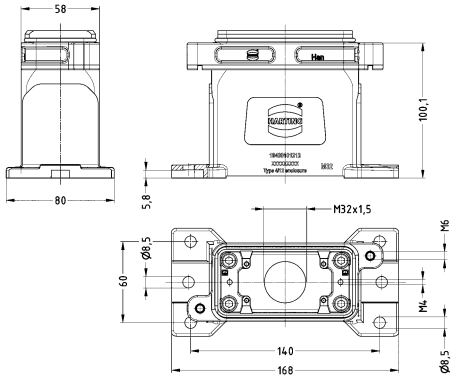

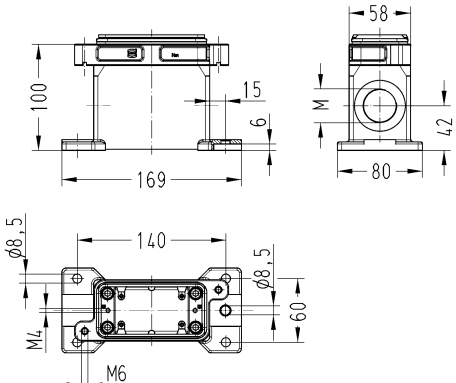

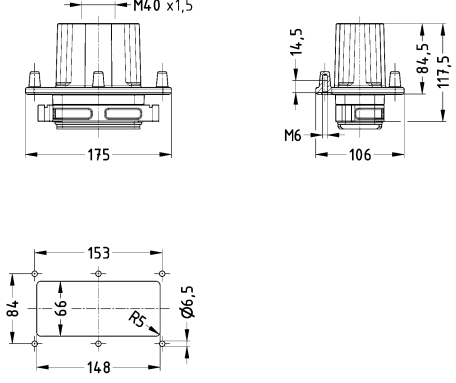


Han® HPR,  
Bulkhead mounted housing,  
With metal cover,  
IP65,  
IP68,  
IP69 / IPX9K acc. to ISO 20653


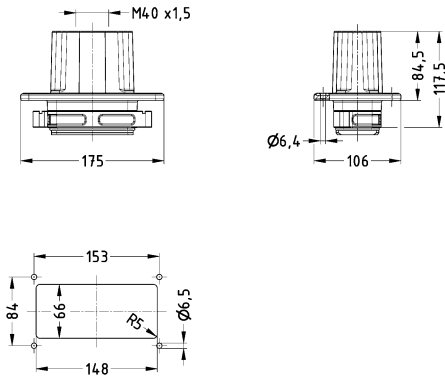


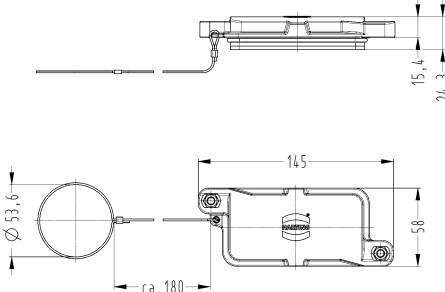
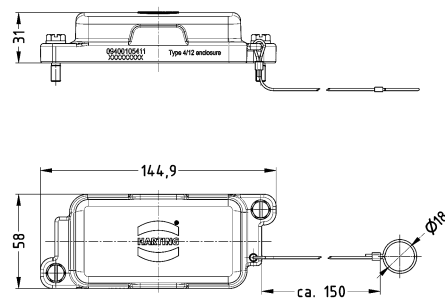


09 40 010 0317




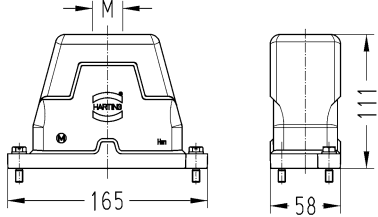

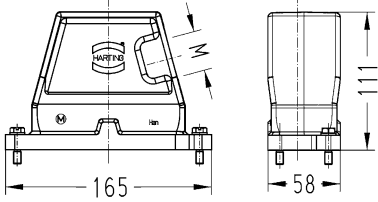

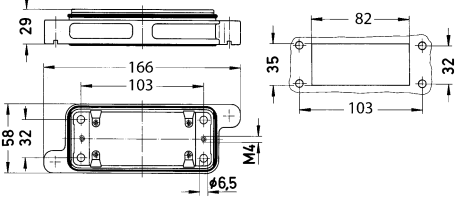

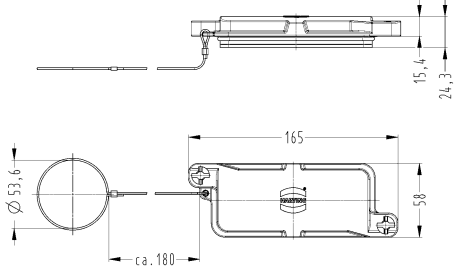
Identification	Cable entry	Part number	Drawing (dimensions in mm)
<p>Han® HPR, Surface mounted housing, Top entry, IP65, IP68, IP69 / IPX9K acc. to ISO 20653</p> 	<p>1x M32</p>	<p>19 40 010 1212</p>	
<p>Han® HPR, Surface mounted housing, Side entry, IP65, IP68, IP69 / IPX9K acc. to ISO 20653</p> 	<p>1x M20 1x M32 1x M40 2x M25 2x M32</p>	<p>19 40 010 1260 19 40 010 1262 19 40 010 1263 19 40 010 1271 19 40 010 1272</p>	
<p>Han® HPR, Panel feed through housing, for mounting from inside, Top entry, IP65, IP68, IP69 / IPX9K acc. to ISO 20653</p> 	<p>1x M40</p>	<p>19 40 010 1113</p>	

Housings


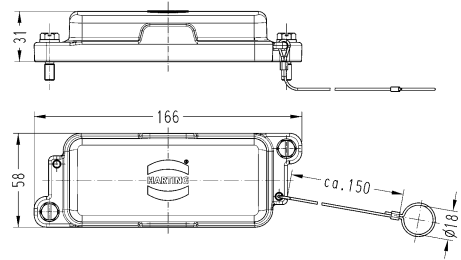
Identification	Cable entry	Part number	Drawing (dimensions in mm)
<p>Han® HPR, Panel feed through housing, for mounting from outside, Top entry, IP65, IP68, IP69 / IPX9K acc. to ISO 20653</p>  <p>The fixing screws must be sealed separately to reach the given degree of protection.</p>	<p>1x M40</p>	<p>19 40 010 1118</p>	
<p>Han® HPR, Protection cover, for hoods, IP65, IP68, IP69 / IPX9K acc. to ISO 20653</p>  <p>Han® HPR, Protection cover, for bulkhead mounted housings, for surface mounted housings, IP65, IP68, IP69 / IPX9K acc. to ISO 20653</p> 		<p>09 40 010 5414</p> <p>09 40 010 5411</p>	 



Hoods/housings for harsh outdoor environments  
Toggle locking


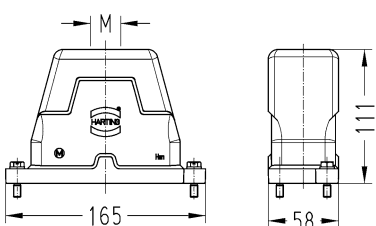

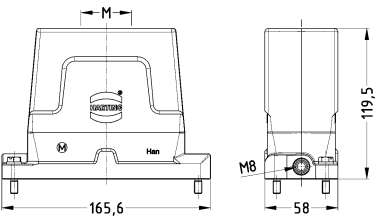

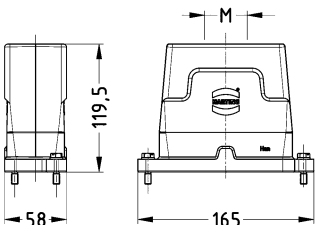

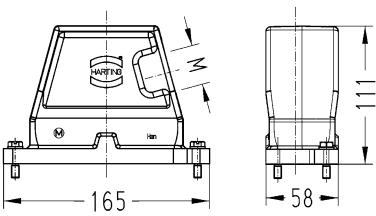
Identification	Cable entry	Part number	Drawing (dimensions in mm)
Han® HPR, Hood, Top entry, IP65, IP68  	1x M32	19 40 016 0402	
Han® HPR, Hood, Side entry, IP65, IP68  	1x M32	19 40 016 0502	
Han® HPR, Bulkhead mounted housing, IP65, IP68  		09 40 016 0301	
Han® HPR, Protection cover, for hoods, IP65, IP68  		09 40 016 5404	

Housings


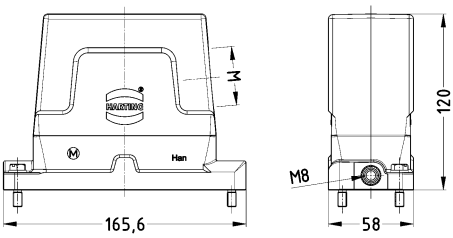


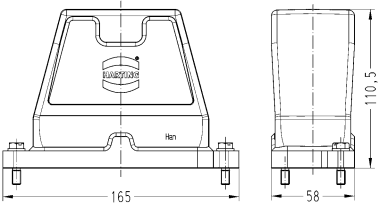


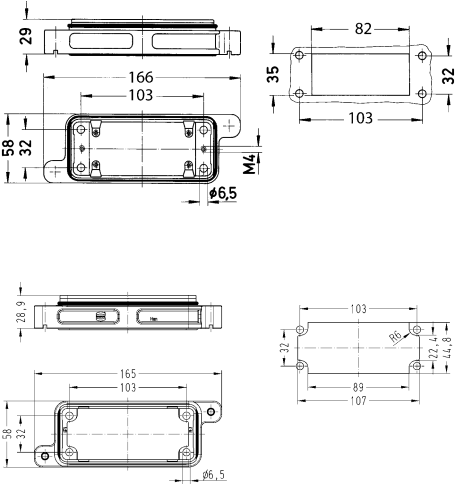
Identification	Cable entry	Part number	Drawing (dimensions in mm)
<p>Han® HPR, Protection cover, for bulkhead mounted housings, for surface mounted housings, IP65, IP68</p> 		<p>09 40 016 5401</p>	


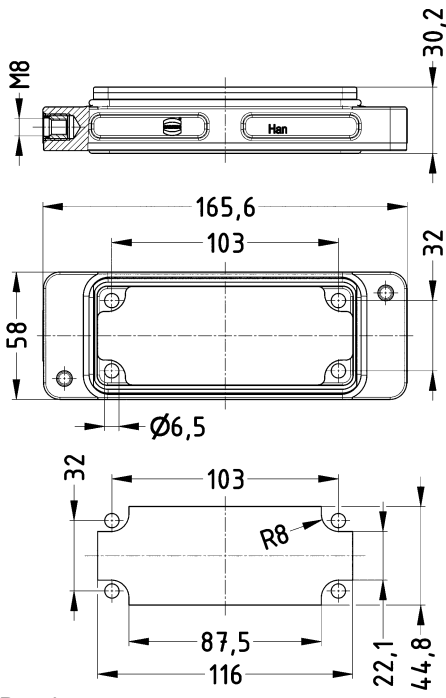

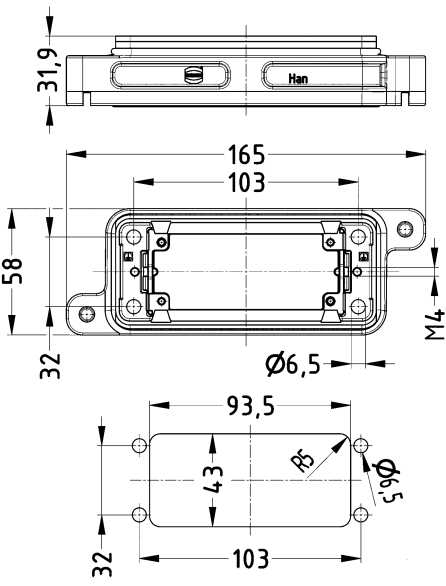
Hoods/housings for harsh outdoor environments  
Screw locking

Housings


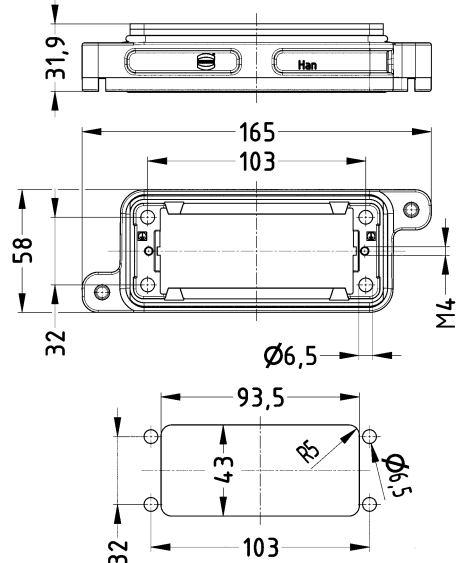

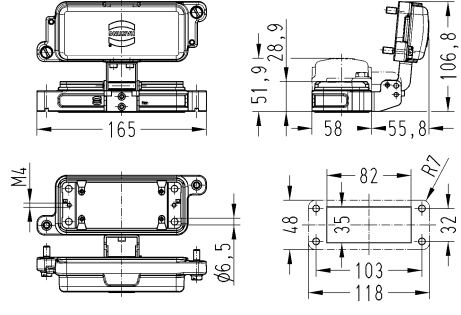

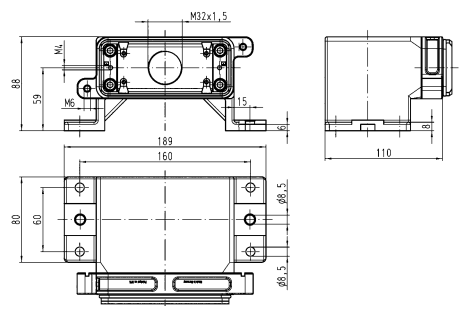
Identification	Cable entry	Part number	Drawing (dimensions in mm)
<p>Han® HPR, Hood, Top entry, IP65, IP68, IP69 / IPX9K acc. to ISO 20653</p> 	<p>1x M25 1x M32 1x M40 1x M50 2x M25</p>	<p>19 40 016 0411 19 40 016 0412 19 40 016 0413 19 40 016 0414 19 40 016 0431</p>	
<p>Han® HPR, Hood, Enlarged, with functional earth, Top entry, IP66, IP68, IP69 / IPX9K acc. to ISO 20653</p> 	<p>1x M32 1x M40</p>	<p>19 40 016 0442 19 40 016 0443</p>	
<p>Han® HPR, Hood, Enlarged, Top entry, IP65, IP68, IP69 / IPX9K acc. to ISO 20653</p> 	<p>1x M40 1x M50 2x M40 3x M25 4x M25</p>	<p>19 40 016 0468 19 40 016 0469 19 40 016 0471 19 40 016 0477 19 40 016 0478</p>	
<p>Han® HPR, Hood, Side entry, IP65, IP68, IP69 / IPX9K acc. to ISO 20653</p> 	<p>1x M20 1x M25 1x M32 1x M40 1x M50</p>	<p>19 40 016 0510 19 40 016 0511 19 40 016 0512 19 40 016 0513 19 40 016 0514</p>	


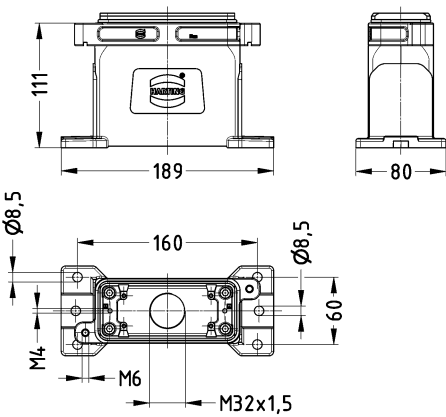

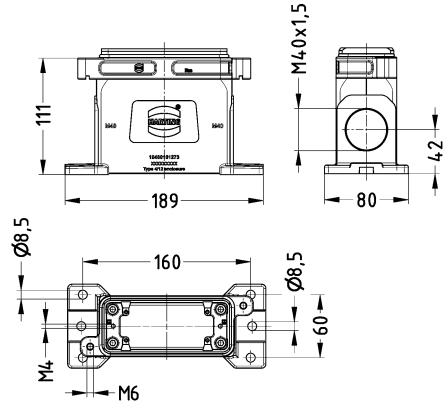

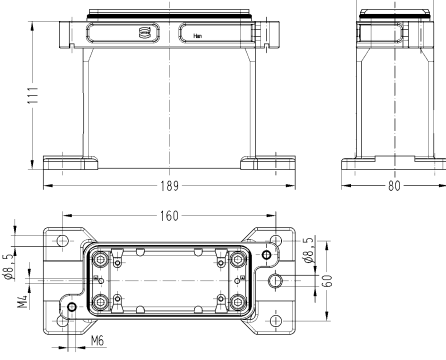
Housings

Identification	Cable entry	Part number	Drawing (dimensions in mm)
<p>Han® HPR, Hood, Enlarged, with functional earth, Side entry, IP66, IP68, IP69 / IPX9K acc. to ISO 20653</p> 	<p>1x M32 1x M40</p>	<p>19 40 016 0552 19 40 016 0553</p>	
<p>Han® HPR, Hood, Enlarged, Side entry, IP65, IP68, IP69 / IPX9K acc. to ISO 20653</p> 	<p>1x M40 1x M50</p>	<p>19 40 016 0568 19 40 016 0569</p>	
<p>Han® HPR, Hood, Without cable entry, IP65, IP68, IP69 / IPX9K acc. to ISO 20653</p> 		<p>09 40 016 0811</p>	
<p>Han® HPR, Bulkhead mounted housing, IP65, IP68, IP69 / IPX9K acc. to ISO 20653</p>  <p>Han® HPR, Bulkhead mounted housing, Enlarged, IP65, IP68, IP69 / IPX9K acc. to ISO 20653</p> 		<p>09 40 016 0311</p> <p>09 40 016 0368</p>	

Identification	Cable entry	Part number	Drawing (dimensions in mm)
<p>Han® HPR, Bulkhead mounted housing, Enlarged, with functional earth, IP66, IP68, IP69 / IPX9K acc. to ISO 20653</p> 		<p>09 40 016 0371</p>	 <p>Panel cut out</p>
<p>Han® HPR, Bulkhead mounted housing, Rear mounting, IP65, IP68, IP69 / IPX9K acc. to ISO 20653</p> <p>Pack contents: Mounting frame is included within the delivery</p> 		<p>09 40 016 0391</p>	 <p>Panel cut out</p>

Housings

Identification	Cable entry	Part number	Drawing (dimensions in mm)
<p>Han® HPR, Bulkhead mounted housing, Rear mounting, IP65, IP68, IP69 / IPX9K acc. to ISO 20653</p> <p>Pack contents: Please order mounting frame separately.</p> 		<p>09 40 016 0392</p>	 <p>Panel cut out</p>
<p>Han® HPR, Bulkhead mounted housing, With metal cover, IP65, IP68, IP69 / IPX9K acc. to ISO 20653</p> 		<p>09 40 016 0317</p>	
<p>Han® HPR, Surface mounted housing, Horizontal version, Top entry, IP65, IP68, IP69 / IPX9K acc. to ISO 20653</p> 	<p>1x M32 2x M32</p>	<p>19 40 016 0912 19 40 016 0922</p>	

Identification	Cable entry	Part number	Drawing (dimensions in mm)
<p>Han® HPR, Surface mounted housing, Top entry, IP65, IP68, IP69 / IPX9K acc. to ISO 20653</p> 	<p>1x M32 2x M32</p>	<p>19 40 016 1223 19 40 016 1222</p>	
<p>Han® HPR, Surface mounted housing, Side entry, IP65, IP68, IP69 / IPX9K acc. to ISO 20653</p> 	<p>1x M20, 1x M25 1x M25 1x M32 1x M40 2x M40</p>	<p>19 40 016 1225 19 40 016 1261 19 40 016 1262 19 40 016 1263 19 40 016 1273</p>	
<p>Han® HPR, Surface mounted housing, Without cable entry, IP65, IP68, IP69 / IPX9K acc. to ISO 20653</p> 		<p>09 40 016 1201</p>	

Housings

Identification

Cable entry

Part number

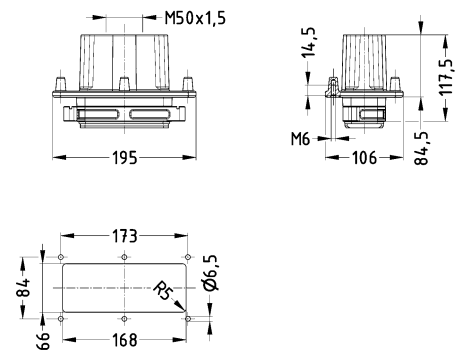
Drawing  
(dimensions in mm)

Han® HPR,  
Panel feed through housing,  
for mounting from inside,  
Top entry,  
IP65,  
IP68,  
IP69 / IPX9K acc. to ISO 20653



1x M40  
1x M50

19 40 016 1113  
19 40 016 1114

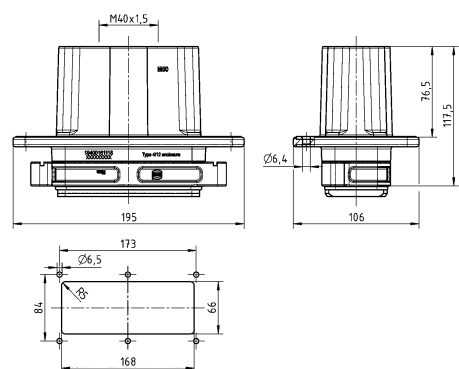


Han® HPR,  
Panel feed through housing,  
for mounting from outside,  
Top entry,  
IP65,  
IP68,  
IP69 / IPX9K acc. to ISO 20653

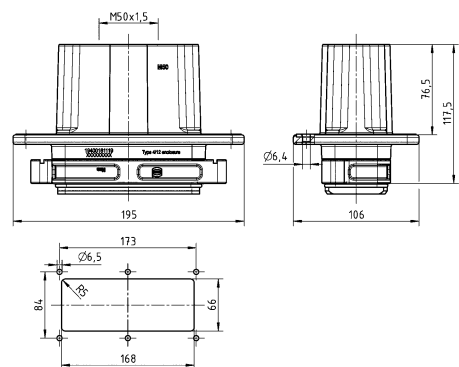


1x M40  
1x M50  
2x M25

19 40 016 1118  
19 40 016 1119  
19 40 016 1134



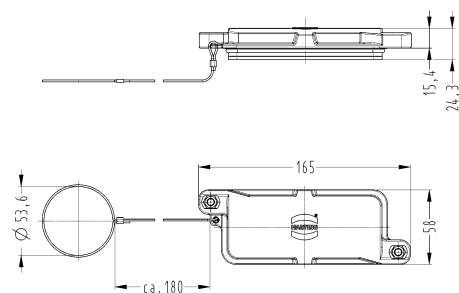
The fixing screws must be sealed separately to reach the given degree of protection.




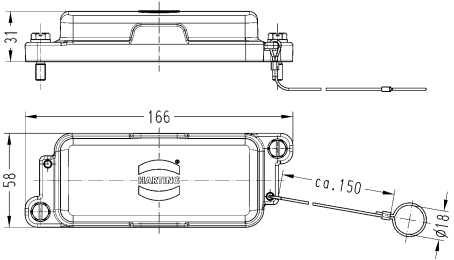
Han® HPR,  
Protection cover,  
for hoods,  
IP65,  
IP68,  
IP69 / IPX9K acc. to ISO 20653



09 40 016 5414




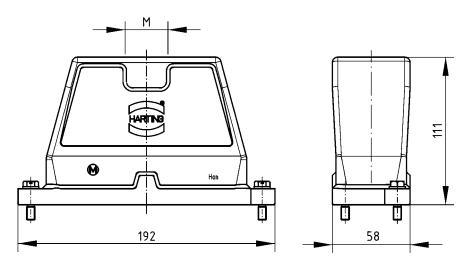
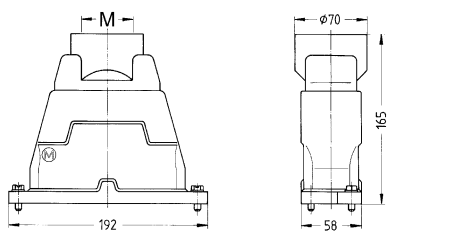

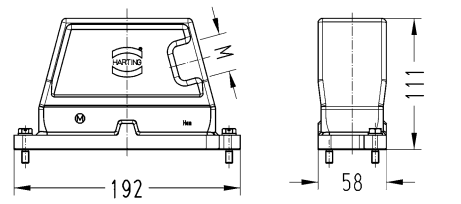

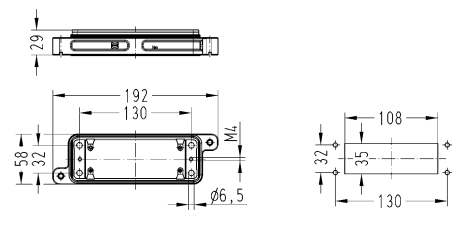

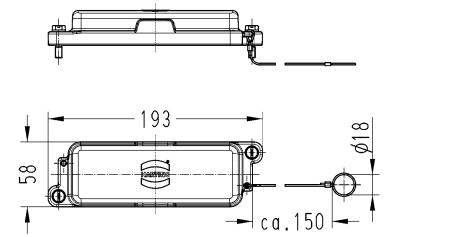



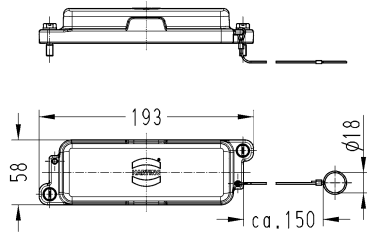
Identification	Cable entry	Part number	Drawing (dimensions in mm)
<p>Han® HPR, Protection cover, for bulkhead mounted housings, for surface mounted housings, IP65, IP68, IP69 / IPX9K acc. to ISO 20653</p> 		<p>09 40 016 5411</p>	

Housings

Hoods/housings for harsh outdoor environments  
Toggle locking

Housings


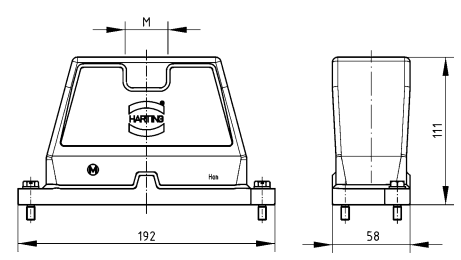

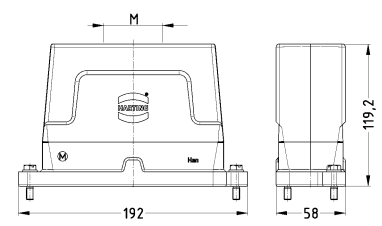

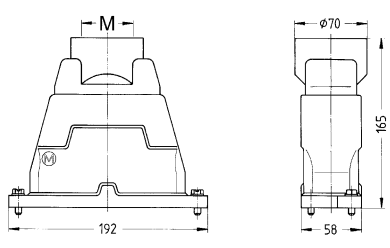

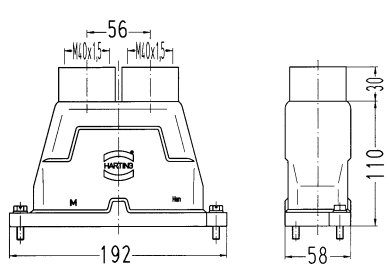
Identification	Cable entry	Part number	Drawing (dimensions in mm)
<p>Han® HPR, Hood, Top entry, IP65, IP68</p> 	<p>1x M32 1x M63</p>	<p>19 40 024 0402 19 40 024 0410</p>	 
<p>Han® HPR, Hood, Side entry, IP65, IP68</p> 	<p>1x M40</p>	<p>19 40 024 0503</p>	
<p>Han® HPR, Bulkhead mounted housing, IP65, IP68</p> 		<p>09 40 024 0301</p>	
<p>Han® HPR, Protection cover, for hoods, IP65, IP68</p> 		<p>09 40 024 5404</p>	


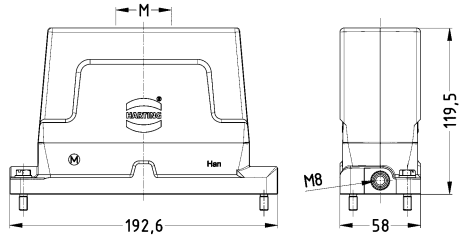

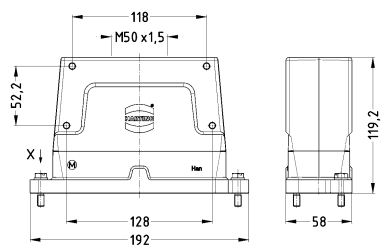
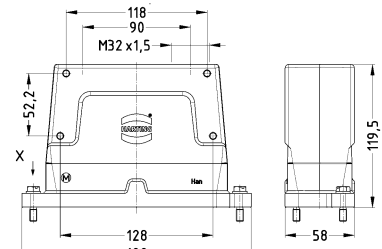
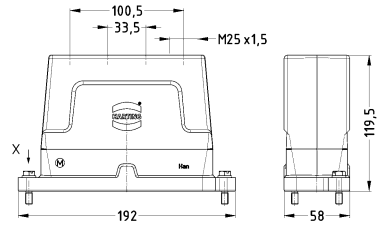

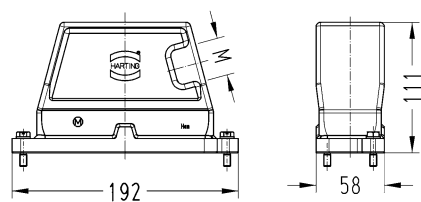
Identification	Cable entry	Part number	Drawing (dimensions in mm)
<p>Han® HPR, Protection cover, for bulkhead mounted housings, for surface mounted housings, IP65, IP68</p> 		<p>09 40 024 5401</p>	

Housings


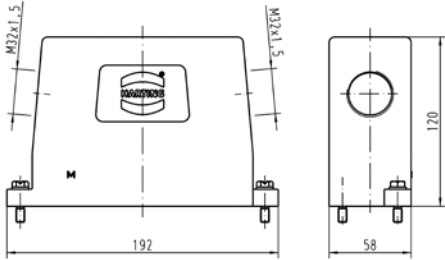

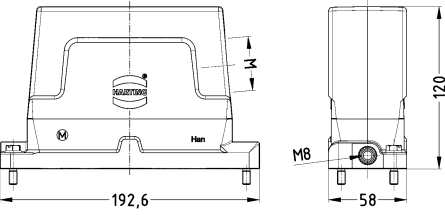


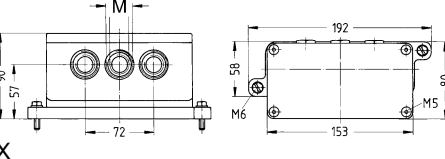

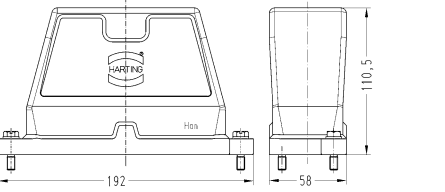
Hoods/housings for harsh outdoor environments  
Screw locking


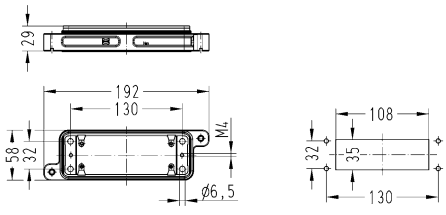

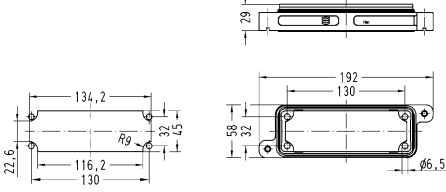

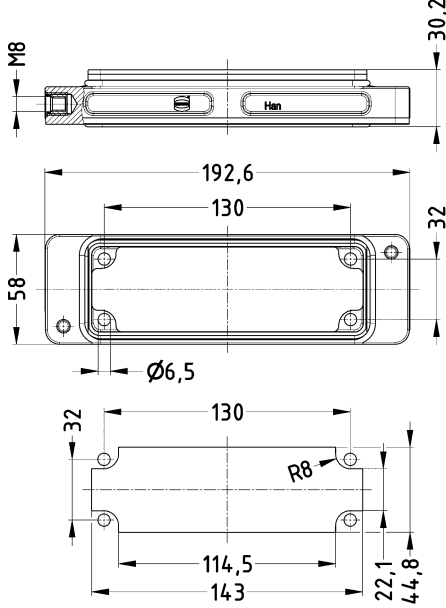
Housings

Identification	Cable entry	Part number	Drawing (dimensions in mm)
Han® HPR, Hood, Top entry, IP65, IP68, IP69 / IPX9K acc. to ISO 20653  	1x M32 1x M40 1x M50 2x M25 2x M32 2x M40 3x M25 3x M25, 1x M20 4x M20 4x M25	19 40 024 0412 19 40 024 0413 19 40 024 0414 19 40 024 0431 19 40 024 0432 19 40 024 0433 19 40 024 0461 19 40 024 0471 19 40 024 0473 19 40 024 0474	
Han® HPR, Hood, Top entry, High construction, IP65, IP68, IP69 / IPX9K acc. to ISO 20653  	1x M50 3x M32 4x M25	19 40 024 0419 19 40 024 0467 19 40 024 0477	
Han® HPR, Hood, Special type, Top entry, IP65, IP68, IP69 / IPX9K acc. to ISO 20653  	1x M63	19 40 024 0420	
Han® HPR, Hood, With adapter, Top entry, IP65, IP68, IP69 / IPX9K acc. to ISO 20653  	2x M40	19 40 024 0438	


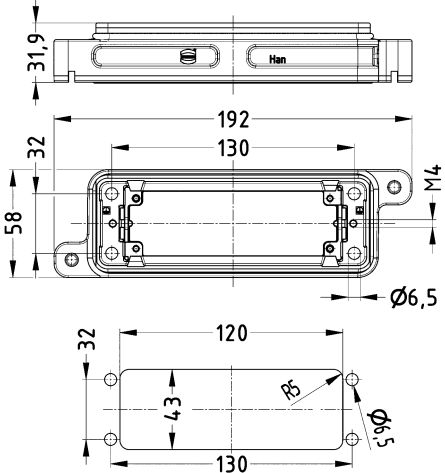

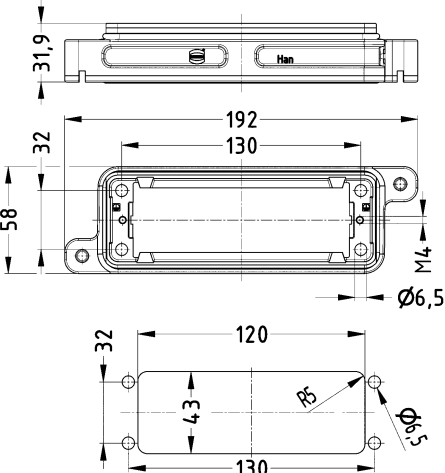

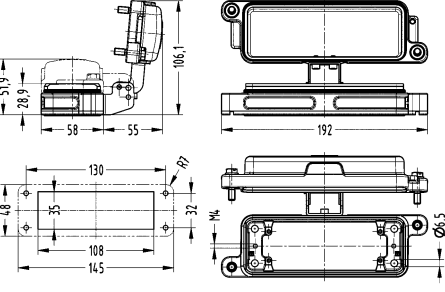
Identification	Cable entry	Part number	Drawing (dimensions in mm)
<p>Han® HPR, Hood, Enlarged, with functional earth, Top entry, IP66, IP68, IP69 / IPX9K acc. to ISO 20653</p> 	<p>1x M32 1x M40</p>	<p>19 40 024 0442 19 40 024 0443</p>	
<p>Han® HPR, Hood, Enlarged, Top entry, IP65, IP68, IP69 / IPX9K acc. to ISO 20653</p> 	<p>1x M50 3x M32 4x M25</p>	<p>19 40 024 0469 19 40 024 0468 19 40 024 0478</p>	  
<p>Han® HPR, Hood, Side entry, IP65, IP68, IP69 / IPX9K acc. to ISO 20653</p> 	<p>1x M32 1x M40 1x M50</p>	<p>19 40 024 0512 19 40 024 0513 19 40 024 0514</p>	

Housings

Identification	Cable entry	Part number	Drawing (dimensions in mm)
<p>Han® HPR, Hood, Side entry, High construction, IP65, IP68, IP69 / IPX9K acc. to ISO 20653</p> 	<p>2x M32</p>	<p>19 40 024 0537</p>	
<p>Han® HPR, Hood, Enlarged, with functional earth, Side entry, IP66, IP68, IP69 / IPX9K acc. to ISO 20653</p> 	<p>1x M32 1x M40</p>	<p>19 40 024 0552 19 40 024 0553</p>	
<p>Han® HPR, Hood, Enlarged, Side entry, IP65, IP68, IP69 / IPX9K acc. to ISO 20653</p> 	<p>1x M40 1x M50</p>	<p>19 40 024 0568 19 40 024 0569</p>	
<p>Han® HPR, Hood, Special type, Angled entry, IP65, IP68, IP69 / IPX9K acc. to ISO 20653</p> 	<p>3x M25</p>	<p>19 40 024 0631</p>	 <p>X</p>
<p>Han® HPR, Hood, Without cable entry, IP65, IP68, IP69 / IPX9K acc. to ISO 20653</p> 		<p>09 40 024 0811</p>	

Identification	Cable entry	Part number	Drawing (dimensions in mm)
<p>Han® HPR, Bulkhead mounted housing, IP65, IP68, IP69 / IPX9K acc. to ISO 20653</p> 		09 40 024 0311	
<p>Han® HPR, Bulkhead mounted housing, Enlarged, IP65, IP68, IP69 / IPX9K acc. to ISO 20653</p> 		09 40 024 0368	
<p>Han® HPR, Bulkhead mounted housing, Enlarged, with functional earth, IP66, IP68, IP69 / IPX9K acc. to ISO 20653</p> 		09 40 024 0371	 <p>Panel cut out</p>


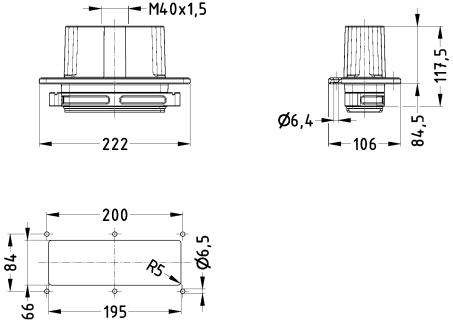


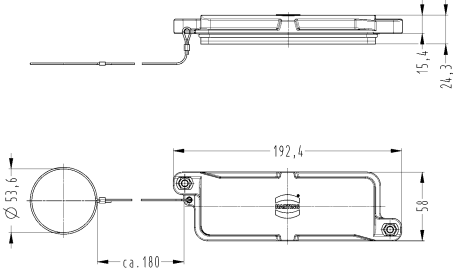
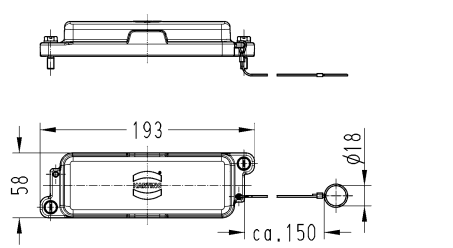
Housings

Identification	Cable entry	Part number	Drawing (dimensions in mm)
<p>Han® HPR, Bulkhead mounted housing, Rear mounting, IP65, IP68, IP69 / IPX9K acc. to ISO 20653</p> <p>Pack contents: Mounting frame is included within the delivery</p> 		09 40 024 0391	 <p>Panel cut out</p>
<p>Han® HPR, Bulkhead mounted housing, Rear mounting, IP65, IP68, IP69 / IPX9K acc. to ISO 20653</p> <p>Pack contents: Please order mounting frame separately.</p> 		09 40 024 0392	 <p>Panel cut out</p>
<p>Han® HPR, Bulkhead mounted housing, With metal cover, IP65, IP68, IP69 / IPX9K acc. to ISO 20653</p> 		09 40 024 0317	





Housings

Identification	Cable entry	Part number	Drawing (dimensions in mm)
<p>Han® HPR, Panel feed through housing, for mounting from outside, Top entry, IP65, IP68, IP69 / IPX9K acc. to ISO 20653</p>  <p>The fixing screws must be sealed separately to reach the given degree of protection.</p>	<p>1x M40 1x M50 2x M32</p>	<p>19 40 024 1118 19 40 024 1119 19 40 024 1135</p>	
<p>Han® HPR, Protection cover, for hoods, IP65, IP68, IP69 / IPX9K acc. to ISO 20653</p>  <p>Han® HPR, Protection cover, for bulkhead mounted housings, for surface mounted housings, IP65, IP68, IP69 / IPX9K acc. to ISO 20653</p> 		<p>09 40 024 5414</p> <p>09 40 024 5411</p>	 

## Features

- Hoods/housings for harsh environments
- Extremely resistant to chemicals and other aggressive influences
- Made completely from high-quality stainless steel
- Extremely resistant to corrosion

## Technical characteristics

Limiting temperature	-40 ... +125 °C, -40 ... +200 °C With Han® High Temp components
Degree of protection acc. to IEC 60529	IP65, IP67
Type rating acc. to UL 50 / UL 50E	4, 4X, 12
Material (hood/housing)	Stainless steel
Surface (hood/housing)	Uncoated
Colour (hood/housing)	Unpainted
Material (seal)	NBR, FPM
Material (locking)	Stainless steel
RoHS	compliant

## Specifications and approvals


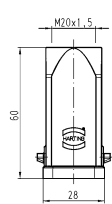

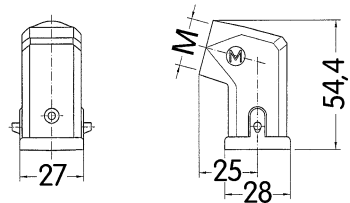

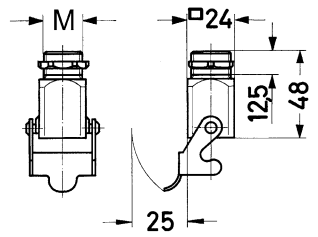
UL 1977 ECBT2.E235076  
 CSA-C22.2 No. 182.3 ECBT8.E235076  
 DNV GL


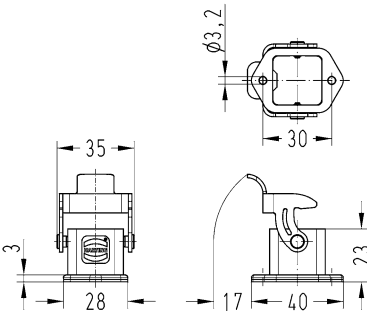

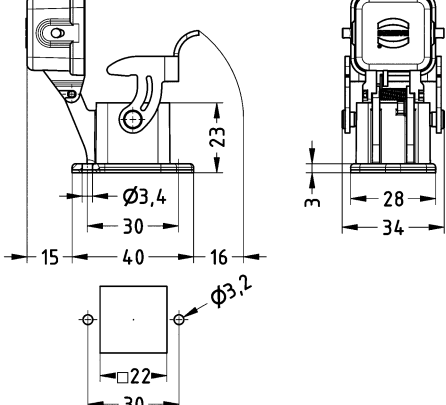


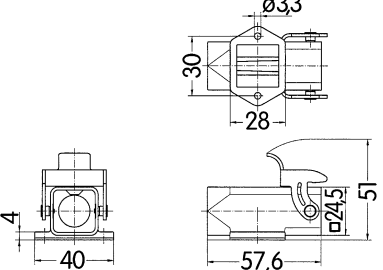
CE

Housings


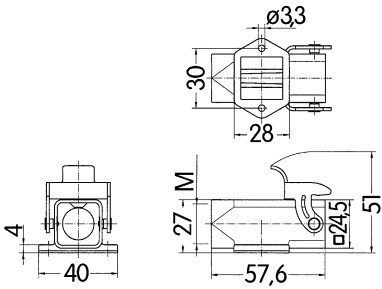

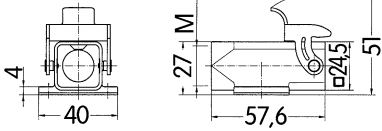

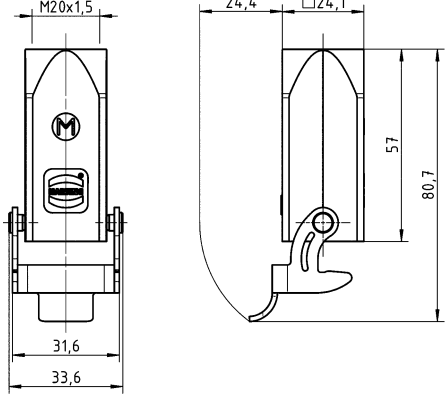

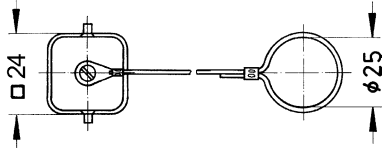
Hoods/housings for harsh environments  
Single locking lever


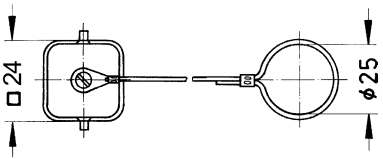

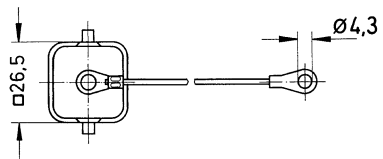

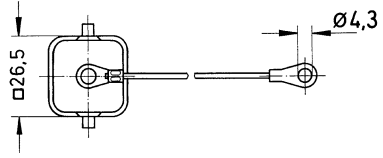
Housings

Identification	Cable entry	Part number	Drawing (dimensions in mm)
<p>Han-INOX®, Han® High Temp, Hood, Top entry, IP65, IP67</p> <p>Pack contents: With seal screw</p> 	<p>1x M20</p>	<p>19 44 003 1440</p>	 <p>Technical drawing showing a top view of the hood with dimensions: 60 mm height, 28 mm width, and an M20x1.5 thread.</p>
<p>Han-INOX®, Hood, Side entry, IP65, IP67</p> <p>Pack contents: With seal screw</p> 	<p>1x M20</p>	<p>19 44 003 1640</p>	 <p>Technical drawing showing front and side views of the hood with dimensions: 27 mm width, 25 mm base width, 28 mm base width, and 54.4 mm height.</p>
<p>Han-INOX®, Screw mounted housing, Top entry, IP65, IP67</p> <p>Pack contents: With seal screw, 1x M20 stainless steel screw nut</p> 	<p>1x M20</p>	<p>19 44 003 1150</p>	 <p>Technical drawing showing front and side views of the screw-mounted housing with dimensions: M thread, 24 mm width, 125 mm height, 48 mm height, and 25 mm base width.</p>

Identification	Cable entry	Part number	Drawing (dimensions in mm)
<p>Han-INOX®, Han® High Temp, Bulkhead mounted housing, Straight, IP65, IP67</p> <p>Pack contents: With seal screw</p> 		19 44 003 0301	 <p>Panel cut out 22 x 22 mm</p>
<p>Han-INOX®, Bulkhead mounted housing, Straight, With metal cover, IP65, IP67</p> <p>Pack contents: With seal screw</p>  <p>for mounted male insert</p>		19 44 003 0305	 <p>Panel cut out 22 x 22 mm</p>
<p>Han-INOX®, Bulkhead mounted housing, Straight, With metal cover, With seal, IP65, IP67</p> <p>Pack contents: With seal screw</p>  <p>for mounted female insert or for mounted Han-Brid® insert</p>		19 44 003 0306	
<p>Han-INOX®, Bulkhead mounted housing, Angled, IP65, IP67</p> <p>Pack contents: With seal screw</p> 		19 44 003 0801	 <p>Panel cut out 22 x 22 mm</p>


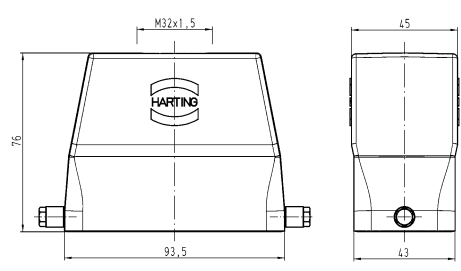

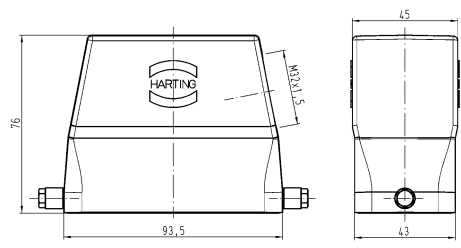

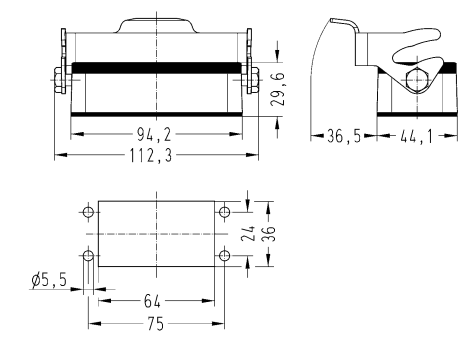

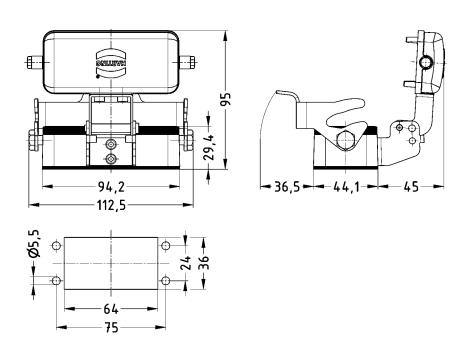
Housings

Identification	Cable entry	Part number	Drawing (dimensions in mm)
<p>Han-INOX®, Surface mounted housing, With seal (NBR), Side entry, IP65, IP67</p> <p>Pack contents: With seal screw</p> 	<p>1x M20</p>	<p>19 44 003 1250</p>	
<p>Han-INOX®, Surface mounted housing, With seal (FPM), Side entry, IP65, IP67</p> <p>Pack contents: With seal screw</p> 	<p>1x M20</p>	<p>19 44 003 1251</p>	
<p>Han-INOX®, Cable to cable housing, Top entry, IP65, IP67</p> <p>Pack contents: With seal screw</p> 	<p>1x M20</p>	<p>19 44 003 1750</p>	
<p>Han-INOX®, Protection cover, for hoods, Metal, With fixing cord, IP65, IP67</p>  <p>for mounted female insert or for mounted Han-Brid® insert</p>		<p>19 44 003 5421</p>	


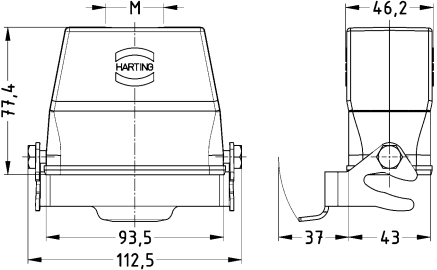

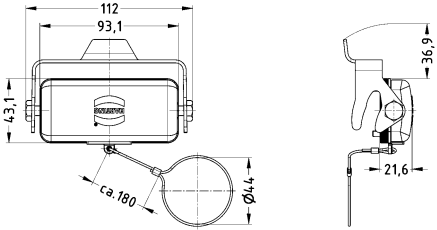

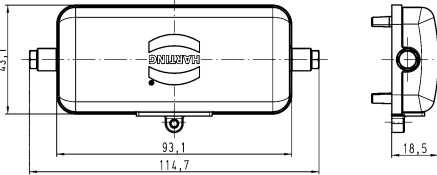

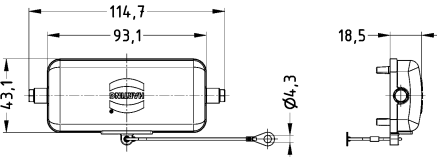
Identification	Cable entry	Part number	Drawing (dimensions in mm)
<p>Han-INOX®, Protection cover, for hoods, Metal, With fixing cord, IP65, IP67</p>  <p>for mounted male insert</p>		19 44 003 5422	
<p>Han-INOX®, Protection cover, for bulkhead mounted housings, for surface mounted housings, for cable to cable housing, Metal, With fixing cord, IP65, IP67</p>  <p>for mounted female insert or for mounted Han-Brid® insert</p>		19 44 003 5425	
<p>Han-INOX®, Protection cover, for bulkhead mounted housings, for surface mounted housings, for cable to cable housing, Metal, With fixing cord, IP65, IP67</p>  <p>for mounted male insert</p>		19 44 003 5426	

Hoods/housings for harsh environments  
Single locking lever

Housings

Identification	Cable entry	Part number	Drawing (dimensions in mm)
Han-INOX®, Hood, Top entry, IP65 	1x M32	19 44 310 0447	
Han-INOX®, Hood, Side entry, IP65 	1x M20 1x M25 1x M32	19 44 310 0545 19 44 310 0546 19 44 310 0547	
Han-INOX®, Bulkhead mounted housing, IP65 		19 44 310 0305 19 44 310 0306	 <p>Panel cut out</p>
Han-INOX®, Bulkhead mounted housing, With metal cover, IP65 		19 44 310 0303	 <p>Panel cut out</p>



Identification	Cable entry	Part number	Drawing (dimensions in mm)
<p>Han-INOX®, Cable to cable housing, Top entry, IP65</p> 	<p>1x M32</p>	<p>19 44 310 0757</p>	
<p>Han-INOX®, Protection cover, for hoods, Metal, With fixing cord, IP65</p> 		<p>19 44 310 5422</p>	
<p>Han-INOX®, Protection cover, for bulkhead mounted housings, for cable to cable housing, Metal, IP65</p> 		<p>19 44 310 5421</p>	
<p>Han-INOX®, Protection cover, for bulkhead mounted housings, for cable to cable housing, Metal, With fixing cord, IP65</p> 		<p>19 44 310 5423</p>	


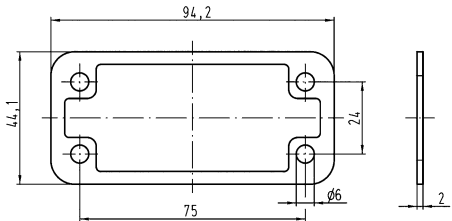

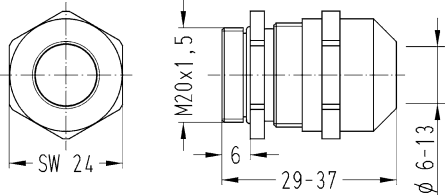
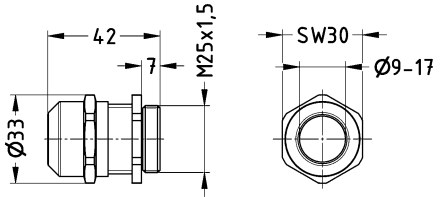
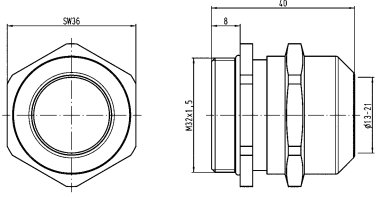
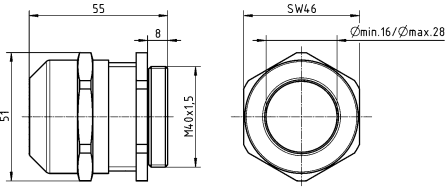
Housings

## Technical characteristics

Material (seal) NBR  
 Colour (seal) Black

## Technical characteristics

Material (cable glands) Stainless steel  
 Material (clamping ring) Polyamide (PA)  
 RoHS compliant

Identification	Size	Clamping range (mm)	Size	Part number	Drawing (dimensions in mm)
Han-INOX® Flange gasket 			10 B	19 44 000 9902	
Han-INOX® Cable gland 	M20 M25 M32 M40	6 ... 13 9 ... 17 13 ... 21 16 ... 28		19 44 000 5082 19 44 000 5083 19 44 000 5084 19 44 000 5085	   

## X-ON Electronics

Largest Supplier of Electrical and Electronic Components

*Click to view similar products for [Heavy Duty Power Connectors](#) category:*

*Click to view products by [HARTING](#) manufacturer:*

Other Similar products are found below :

[6646058-2](#) [6646137-1](#) [6646138-1](#) [6646940-1](#) [6651091-1](#) [6651525-1](#) [6651529-1](#) [696475-1](#) [702-32-01109](#) [73000005059](#) [73080254296](#)  
[73080965046](#) [7310205040001](#) [765-15-0080A](#) [765-16-0080B](#) [765-18-0080D](#) [PS00/A0620/6300](#) [129-1J](#) [E6374G1](#) [e6389g2](#) [157-43GW8](#)  
[MS3117-14AC](#) [1643543-1](#) [1766966-1](#) [1791340000](#) [NLDFT-3-BL-L-S120-M40A](#) [NLDFT-N-W-L-C240-M40B](#) [1926015-1](#) [NLS-N-W-C240-](#)  
[M40B](#) [2-1589900-8](#) [2199314-1](#) [KA8102](#) [9300480317](#) [294-0091-01100](#) [296-0040-01100](#) [1648582-1](#) [A32595-0049](#) [1766249-1](#) [1766280-1](#)  
[1766818-1](#) [AN0264023](#) [279-0841-10100A](#) [30-9717](#) [RMSB4](#) [4729](#) [492H414-9-01](#) [BSB5](#) [419-2083-301](#) [LCDX4/0-14B-X](#) [075-8519-001](#)