



RJI MF RJ45 plug Cat6A, 8p IDC angled

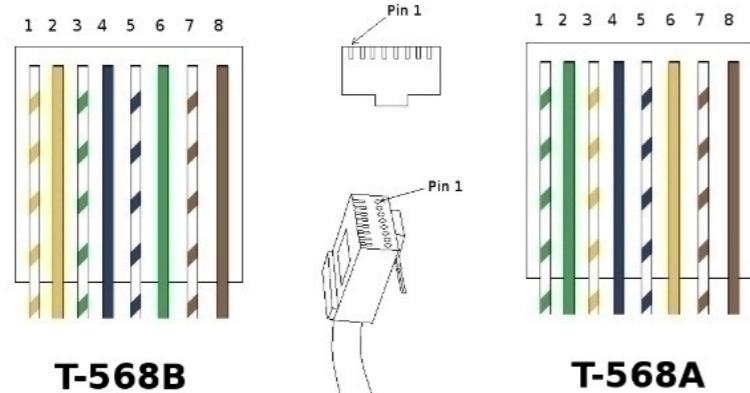


General information

Design	RJ45 connector for Ethernet communication
Product standard	IEC 600603-7
No. of contacts	8 / (4)
Transmission rate	10 / 100 Mbit/s and 1 / 2.5 / 5 / 10 Gbit/s
Transmission performance	Note: 4-pole version only 10 / 100 Mbit/s 8-pole versions 0945 151 1570 / 1571 Category 6A / Class EA up to 500 MHz acc. to ISO/IEC 11801:2002, EN 50173-1
Shielding	Fully shielded, 360° shielding contact
Termination	Field termination IDC with cutting function of the single wires
Degree of protection	IP20
Mating cycles	min. 750
UL certification	under preparation
RoHS - complainant	yes
Lead free	yes
Cable specification	
Cable diameter	4,5 to 9 mm
Conductor cross section	AWG 26 to AWG 22 (solid and stranded)
Conductor diameter	0,8 - 1,6 mm
Electrical specification	
Rated current	1,76 A (all pins) values at 0°C / 1,1 A (all pins) values at 55°C
Rated voltage	50 V AC / 60 V DC
Contact Resistance	contact: 20 mΩ max. (100 mA max. (DC or 1000 Hz)) shield: 100 mΩ max.
Insulation Resistance	500 MΩ min. (500 V DC)
Voltage Proof	1.000 V DC pin to pin 1.500 V DC pin to shielding (for 1 min. current leakage max. 2 mA)
Mechanical operation with electrical load	unmating under electrical load with: 1,2 A / 50 V (IEC 60512 - test 9c) 50 cycles for each polarity
Power over Ethernet (PoE)	PoE IEEE 802.3af PoE+ IEEE 802.3at 4PPoE IEEE 802.3bt

Pin and pair grouping assignment

pin assignment (front view)



Pin No. ix	10BASE-T 100BASE-TX	1/10GBASE-T	EIA/TIA 568A	EIA/TIA 568B	Industrial (PROFINET)
1	TX+	BI_DA+	white/green	white/orange	yellow
2	TX-	BI_DA-	green	orange	orange
3	RX+	BI_DB+	white/orange	white/green	white
4	N.C	BI_DC+	blue	blue	--
5	N.C	BI_DC-	white/blue	white/blue	--
6	RX-	BI_DB-	orange	green	blue
7	N.C	BI_DD+	white/brown	white/brown	--
8	N.C	BI_DD-	brown	brown	--

Derating diagram acc. to IEC512 (Current carrying capacity)

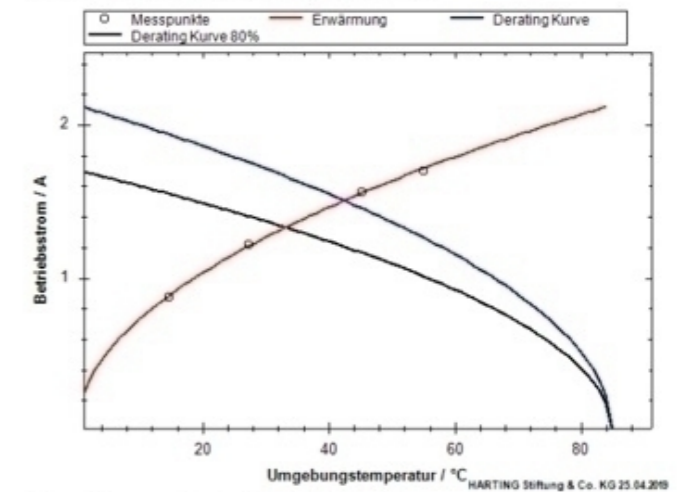
Current-carrying capacity

min. 1,0 A @ 55°C

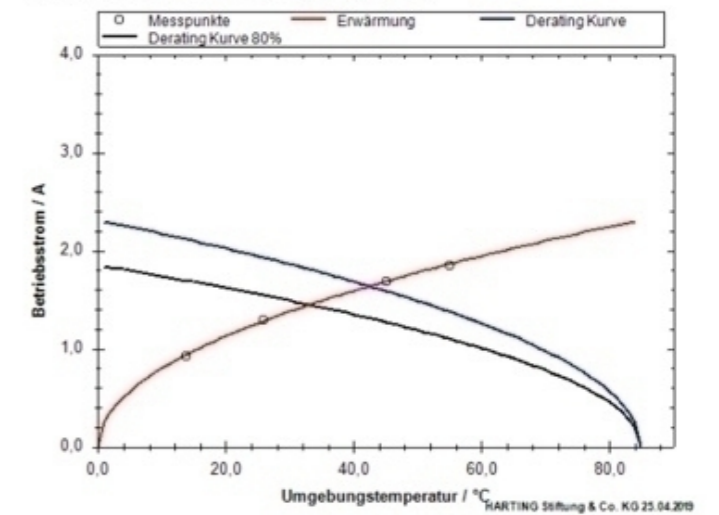
The current carrying capacity is limited by maximum temperature of materials for inserts and contacts including terminals. The current capacity curve is valid for continuous, non interrupted current loaded contacts of connectors when simultaneous power on all contacts is given, without exceeding the maximum temperature.

Control and test procedures according to DIN IEC 60 512

Derating with AWG 26/7 wire:



Derating with AWG 23/1 wire:



Coating	A= mm ² V= mm ³ m= g Mat.	Scale 1:1 Free size tol.		Ref. Sub.	
All rights reserved Department EL PD	Created by BALSAN	Inspected by PREUTU	Standardisation HOFFMANN	Date 2020-07-16	State Final Release
HARTING Electronics GmbH D-32339 Espelkamp	Title RJI MF RJ45 plug Cat6A, 8p IDC angled			Doc-Key / ECM-Nr. 100905254/UGD/000/A 500000176510	
	Type DS	Number 09451511571	Rev. A	Page 1/3	



RJI MF RJ45 plug Cat6A, 8p IDC angled



Mechanical specification

Insertion force	Max. 25 N
Withdrawal force	Max. 25 N
Mechanical Operation	750 times insertions and extractions mating speed: 10 mm/s max. rest: 5s, min.(unmated)
Lock Strength	Min. 50 N (for the mating axis direction in state in fitted with applicable connector)

Environment specification

Storage temperature range	-40°C to +85°C (95% RH max.)
Operating temperature range	-40°C to +85°C (95% RH max.)
Rapid change of temperature (IEC 60512-11-4)	5 cycles between -40°C and 85°C with 30 minutes dwell at temp. extremes and 1 minute transition between temperatures

Dry heat (IEC 60512-11-9)	Temperature 85°C, duration 500 h
---------------------------	----------------------------------

Damp heat cyclic (IEC 60512-11-12)	5 cycles at test temperature +55°C; Variant 2
------------------------------------	---

Cyclic damp heat (IEC 60068-2-38)	25°C to 65°C; cold sub-cycle - 10°C; humidity 93 % RH 21 cycles, 1 cycle/24 h
-----------------------------------	--

Cold (IEC 60512-11-10)	-40°C duration 2 h
------------------------	--------------------

Flow mixed gas test (IEC 60512-11-7)	Duration 4 d, Method 4 (mated and unmated)
--------------------------------------	--

Vibration Sine (IEC 60512-6-4)	10 - 500 Hz; 0.35 mm; 50 m/s ² 10 cycles / 2 h / 3 axis No contact disturbances ≥ 1 µs
--------------------------------	---

Mechanical shock (IEC 60512-test 6c)	Half sine shock 300 m/s ² , duration 11 ms 3 shocks / both directions / 3 axis - totally 18 shocks No contact disturbances ≥ 1 µs
--------------------------------------	--

Mechanical shock (DIN EN 61373 Class 1 cat b) Additional test to fulfill DIN EN 50155 for railway equipment	Categroy 1 / Class B Half sine shock 5 g, duration 30 ms 5 shocks / both directions / 3 axis - totally 30 shocks No contact disturbances ≥ 1 µs
--	--

Random vibration (DIN EN 61373 Class 1 cat b) Additional test to fulfill DIN EN 50155 for railway equipment	Categroy 1 / Class B 5 - 150 Hz / a _{eff} = 5,72 m/s ² / ASD-Level: 0.964 (m/s ²) ² /Hz Duration 5 h No contact disturbances ≥ 1 µs
--	---

Coating	A=	mm ²	V=	mm ³	m=	g	Mat.
	All Dimensions in mm Original Size DIN A3		Scale 1:1	Free size tol.		Ref. Sub.	
	All rights reserved Department EL PD		Created by BALSAN	Inspected by PREOTU	Standardisation HOFFMANN	Date 2020-07-16	State Final Release
HARTING Electronics GmbH D-32339 Espelkamp		Title RJI MF RJ45 plug Cat6A, 8p IDC angled				Doc-Key / ECM-Nr. 100905254/UGD/000/A 500000176510	
		Type DS	Number 09451511571		Rev. A	Page 2/3	



RJI MF RJ45 plug Cat6A, 8p IDC angled



Material specification

Isolator material plug

Material	Insulation housing Wire Manager	PC (8-pol. yellow / 4-pol. black) PC (white)
----------	------------------------------------	---

Housing material

Material	Zink-die-cast (connector housing)
Color	silver
Plating	Housing: 20 µm Ni

Contact

Contact material	CuSn6
Plating	RJ45 contact mating area: 1,27 µm (50 pinch) Au over Ni IDC contact: 2,54 µm (100 pinch) tin

Packaging specification

Carton box with one piece

Versions:

0945 151 1570	RJI MF RJ45 plug Cat6A, 8p IDC straight
0945 151 1571	RJI MF RJ45 plug Cat6A, 8p IDC angled
0945 151 1140	RJI MF-PN RJ45 plug Cat5, 4p IDC straight
0945 151 1141	RJI MF-PN RJ45 plug Cat5, 4p IDC angled

Coating	A=	mm ²	V=	mm ³	m=	g	Mat.
	All Dimensions in mm Original Size DIN A3		Scale 1:1	Free size tol.		Ref. Sub.	
	All rights reserved Department EL PD		Created by BALSAN	Inspected by PREOTU	Standardisation HOFFMANN	Date 2020-07-16	State Final Release
HARTING Electronics GmbH D-32339 Espelkamp		Title RJI MF RJ45 plug Cat6A, 8p IDC angled				Doc-Key / ECM-Nr. 100905254/UGD/000/A 500000176510	
		Type DS	Number 09451511571			Rev. A	Page 3/3

X-ON Electronics

Largest Supplier of Electrical and Electronic Components

Click to view similar products for [Modular Connectors](#) / [Ethernet Connectors](#) category:

Click to view products by [HARTING](#) manufacturer:

Other Similar products are found below :

[8949-H88/06BLKA/SN](#) [74441-0010/BKN](#) [MP1010RX-1000](#) [MP44RX-1000](#) [PHJ-4P4C-1-V-4](#) [PHP-6P6C-5](#) [GAX-3-66](#) [GAX-8-62](#) [GDCX-PA-66-50](#) [GDCX-PN-64](#) [GDCX-PN-66](#) [GDCX-PN-66-50](#) [GDLX-A-66](#) [GDLX-N-66](#) [GDLX-S-66](#) [GDLX-S-88K](#) [GDTX-S-88-50](#) [GDX-PA-1010](#) [GLX-N-1010M-BLK](#) [GLX-S-88M-BLK](#) [GMX-N-1010](#) [GMX-S-1010](#) [GMX-S-66](#) [GMX-SMT4-N-88](#) [GPX-2-64](#) [GSGX-N-2-88](#) [GSGX-N-4-88](#) [GSX-NS2-88-3.05-50](#) [PT-108A-8C-UL](#) [PT-J951-8C](#) [PTS-J531-8CS-50UL](#) [1-1775629-2](#) [A-2014-0-4](#) [GWLX-S-88-GR](#) [GWLX-S9-88-YG](#) [DC-1021-8-WH-6](#) [1300530003](#) [1324640-4](#) [RJ11FTVC2G](#) [RJ11FTVC2N](#) [RJFTVX2SA1G](#) [132764-001](#) [1413235](#) [MP88X-1000](#) [MPS88RX-5000](#) [MRJR-5481-0F2](#) [E5288-S000K3-L](#) [E5908-15A242-L](#) [155302-001](#) [AX100653](#)