



Han 3A Receptacle AC+DC, RJ 45 Jack without PCB, metal



General information

Design	custom, mating face of data modul acc. to DIN EN 60603-7	
No. of contacts	power; 2 + PE	data: 8
Test voltage	power: 2,21 kV	data: 500 V
Contact resistance power	max. 3 mOhm	
Contact resistance PE/hood	max. 100 mOhm acc. to DIN EN 61984	
Rated current	max. 12 A at 70°C (see derating diagram)	
Rated voltage	max. 300 V	
Temperature range	-30°C ... +70°C (pay attention to cable specification!)	
Termination technology	crimp	
Clearance & creepage distance	acc. to DIN EN 60950-1	
Protection degree	IP67 in mated condition, IP 20 in unmated condition	
Finger protection	acc. to DIN EN 60529	
Mating cycles	100	
RoHS - compliant	Yes	
Leadfree	Yes	
Hot plugging	No	

Insulator material

	Power insulator	Housing
Material	PBT GF30	Aluminium die cast + stainless steel V2A
Colour	RAL 7032 (grey)	powder coated, black
UL classification	UL 94-V0	UL 50 - NEMA 4/12
NFF classification	I3, F4	

Contact material

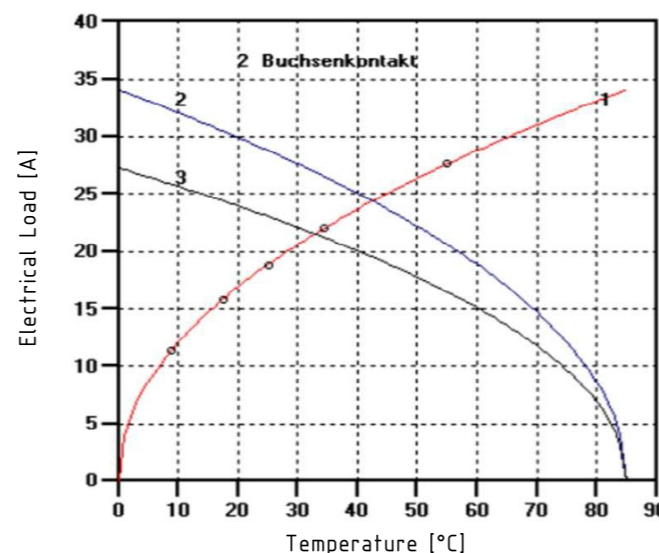
	Power contacts	Data contacts
Contact material	Copper alloy	Copper alloy
Plating termination zone	Ag	Au
Plating contact zone I	Ag	Au

Derating diagram acc. to IEC 60512-5 (Current carrying capacity)

The current carrying capacity is limited by maximum temperature of materials for inserts and contacts including terminals.
The current capacity curve is valid for continuous, non interrupted current loaded contacts of connectors when simultaneous power on all contacts is given, without exceeding the maximum temperature.

Control and test procedures according to DIN IEC 60512-5

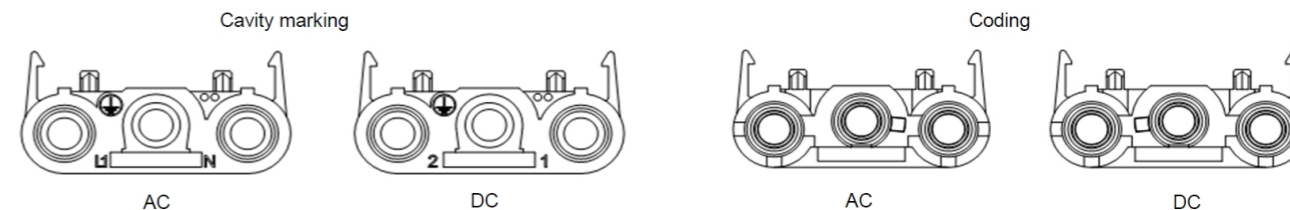
- 1) temperature rise
- 2) derating
- 3) derating curve at 1*0,8 (IEC 512)



Electrical performance of data connector

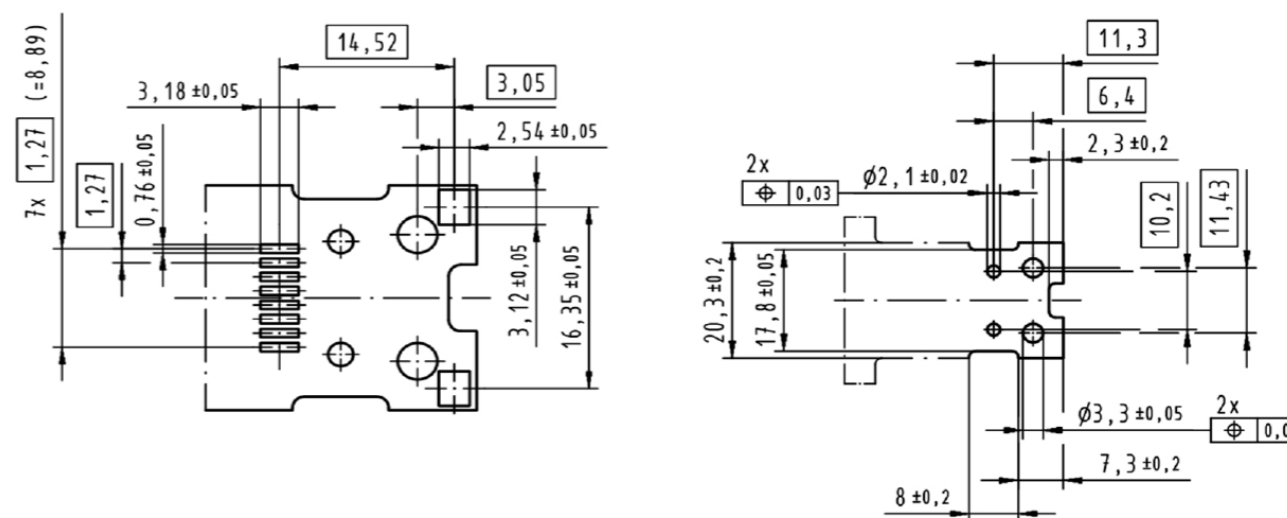
Transmission performance	Category 5 / class D up to 100MHz acc. to ISO/IEC 11801:2002, EN 50173-1
Transmission rate	10/100 Mbit/S
Shielding	fully shielded, 360° shielding contact

Marking and coding

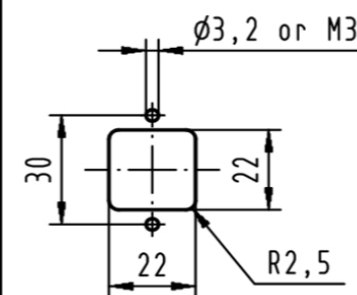


Recommended PCB-Layout

Please use the following layout to design the soldering area for the RJ45 jack



Recommended panel cutout



	All Dimensions in mm Original Size DIN A3	Scale 1:1	Free size tol.	Ref. Sub. DS 09 57 610 08 02 / EC03826 / 21.09.2011	
	All rights reserved Department EC PD - DE	Created by THIELEMANN	Inspected by TADJE	Standardisation KOHLE	Date 2014-07-10
Title Han 3A Receptacle AC+DC, RJ 45 Jack without PCB, metal				State Final Release	
HARTING Electronics GmbH D-32339 Espelkamp				Type DS	Number 09576100802
				Doc-Key / ECM-Nr. 100580900/UGD/000/A 50000076070	Rev. A Page 1/1

X-ON Electronics

Largest Supplier of Electrical and Electronic Components

Click to view similar products for [Modular Connectors](#) / [Ethernet Connectors](#) category:

Click to view products by [HARTING](#) manufacturer:

Other Similar products are found below :

[8949-H88/06BLKA/SN](#) [74441-0010/BKN](#) [MP1010RX-1000](#) [MP44RX-1000](#) [PHJ-4P4C-1-V-4](#) [PHP-6P6C-5](#) [GAX-3-66](#) [GAX-8-62](#) [GDCX-PA-66-50](#) [GDCX-PN-64](#) [GDCX-PN-66](#) [GDCX-PN-66-50](#) [GDLX-A-66](#) [GDLX-N-66](#) [GDLX-S-66](#) [GDLX-S-88K](#) [GDTX-S-88-50](#) [GDX-PA-1010](#) [GLX-N-1010M-BLK](#) [GLX-S-88M-BLK](#) [GMX-N-1010](#) [GMX-S-1010](#) [GMX-S-66](#) [GMX-SMT4-N-88](#) [GPX-2-64](#) [GSGX-N-2-88](#) [GSGX-N-4-88](#) [GSX-NS2-88-3.05-50](#) [PT-108A-8C-UL](#) [PT-J951-8C](#) [PTS-J531-8CS-50UL](#) [1-1775629-2](#) [A-2014-0-4](#) [GWLX-S-88-GR](#) [GWLX-S9-88-YG](#) [DC-1021-8-WH-6](#) [1300530003](#) [1324640-4](#) [RJ11FTVC2G](#) [RJ11FTVC2N](#) [RJFTVX2SA1G](#) [132764-001](#) [1413235](#) [MP88X-1000](#) [MPS88RX-5000](#) [MRJR-5481-0F2](#) [E5288-S000K3-L](#) [E5908-15A242-L](#) [155302-001](#) [AX100653](#)