

5

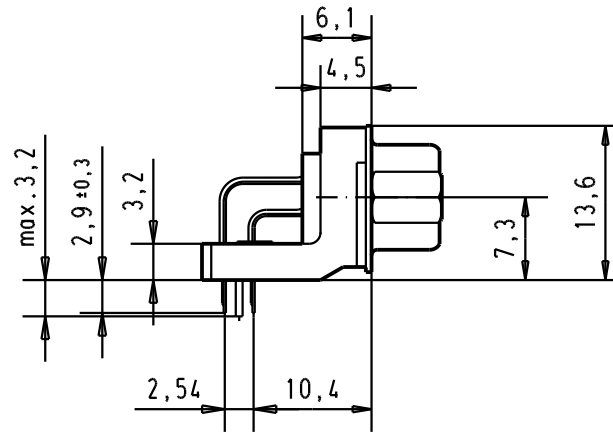
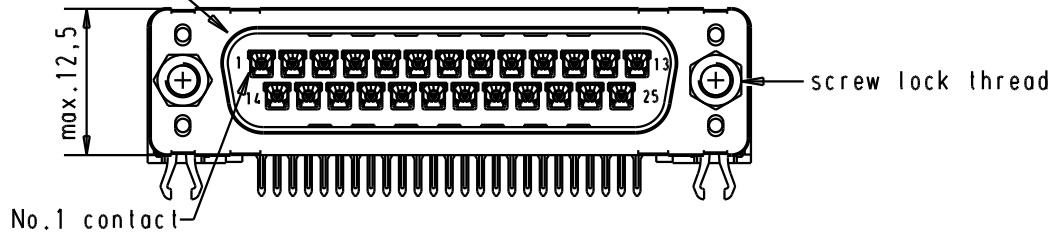
4

3

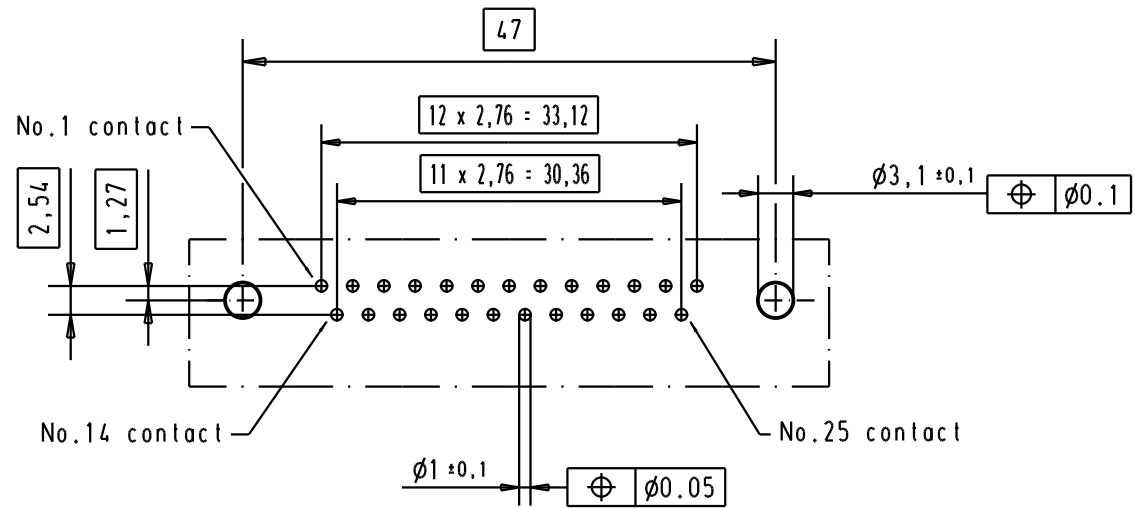
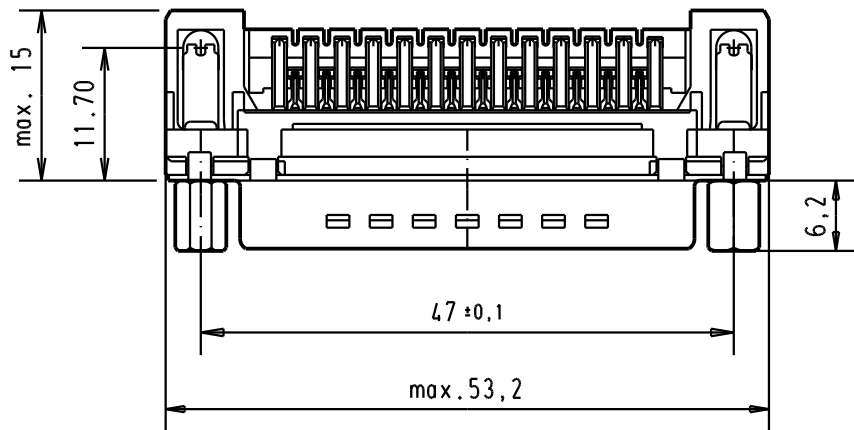
2

1

Mating face according to : MIL-C-24308 / DIN 41652 / CECC 75301-802



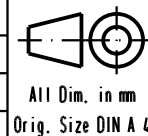
PCB layout hole component side



Connector retention and insertion forces on the PCB = 25 / 80 newtons

09 65 362 3833	M3	1				
09 65 362 6833	M3	2				
09 65 362 7833	M3	3				
09 65 362 3813	4-40 UNC	1				
09 65 362 6813	4-40 UNC	2	31892	22/04/04	JH	
09 65 362 7813	4-40 UNC	3	31084	04/SEP/02	YT	
Part number	Screw lock thread	Performance level	Mod.	Dat.	Name	

	Dat.	Name
Detail.	04/SEP/02	YT
Insp.		
Stand.		



D-Sub, male, standard angle, 25 poles, with solder pin, screw lock, grounding board lock

Maßstab/Scale  
1.5:1

HARTING EURL  
F-95972 Paris



TB 0965362x8x3

Blatt/ Page  
1

Sub.

## X-ON Electronics

Largest Supplier of Electrical and Electronic Components

*Click to view similar products for [D-Sub Standard Connectors](#) category:*

*Click to view products by [HARTING](#) manufacturer:*

Other Similar products are found below :

[56F706-005-LI](#) [56F711-015](#) [012-9507-004](#) [LV242999-142T12](#) [015-0341-000](#) [015-0372-005](#) [015-0372-008](#) [015-8755-001](#) [020419-0104](#)  
[012-0467-000](#) [012-9507-034](#) [012-9507-114](#) [020745-0008](#) [609-25P](#) [CT2-18-11PCAU](#) [CT6-10SL-3SC](#) [CT6-10SL-4SC](#) [CT6-14S-2SC](#)  
[CT6E14SA7SC](#) [CT6N10SL-4SSA34](#) [M83513/01-FC](#) [M83723/76W24619 L/C](#) [M85049/48-3-2F](#) [6STD09PCM99B70X](#) [6STD09SCM99B30X](#)  
[6STD09SCT99S40X](#) [6STD15PCT99S40X](#) [6STD15SCT99S40X](#) [6STF09PCM05B70X](#) [7-135760-9](#) [MC11E-10-6SN](#) [747552-3](#) [MD1-21PS](#)  
[MDM-15SCBRM7-F222](#) [MDM96517-699](#) [MDM96521-744](#) [MDVB1-21SL1](#) [MIK0-1-7SH003](#) [MIKQ6-7SH076](#) [MIKQ7-7PH077](#) [MIKQ7-](#)  
[7PH11](#) [MIKQ7-7PH32](#) [MJSV-28SL61](#) [MKJ4A1F14-55S](#) [8-135760-3](#) [8STD09PCM99B30X](#) [PG-KV/PV-16-GROM-SEALING](#) [GDA15P](#)  
[GDAY15PB](#) [980-0000-170](#)