

Customer Information Sheet

DRAWING No.: D95XXX-42

SHEET 2 OF 2

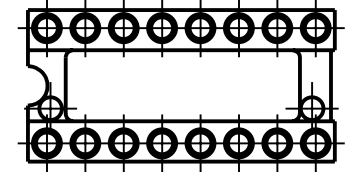
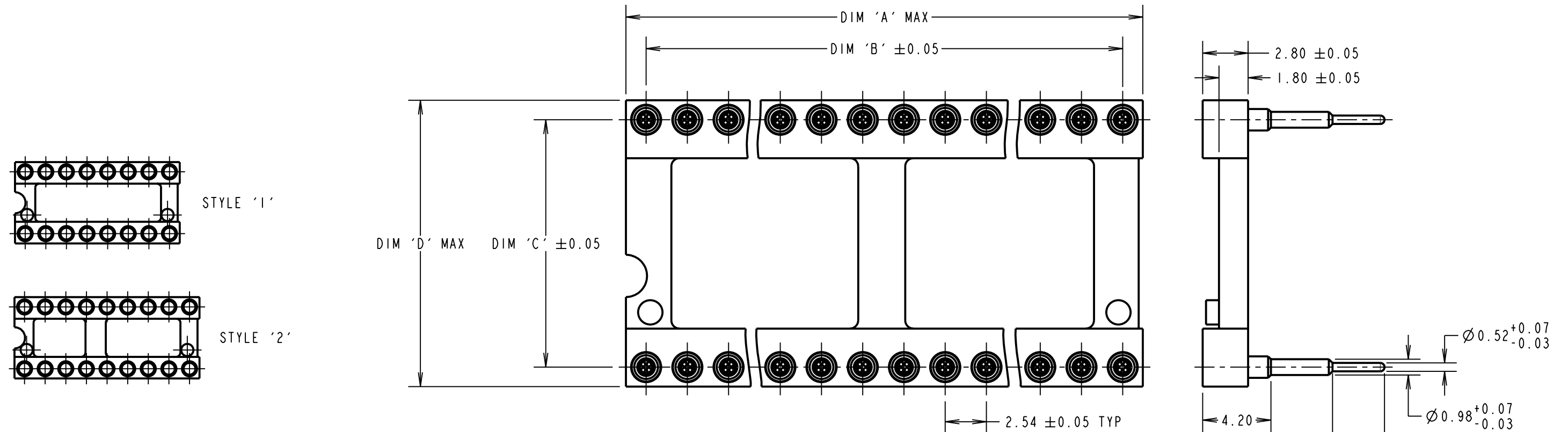
IF IN DOUBT - ASK

©

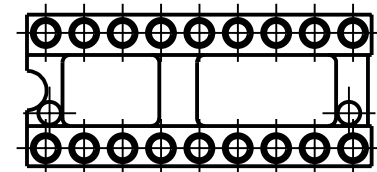
NOT TO SCALE

THIRD ANGLE PROJECTION

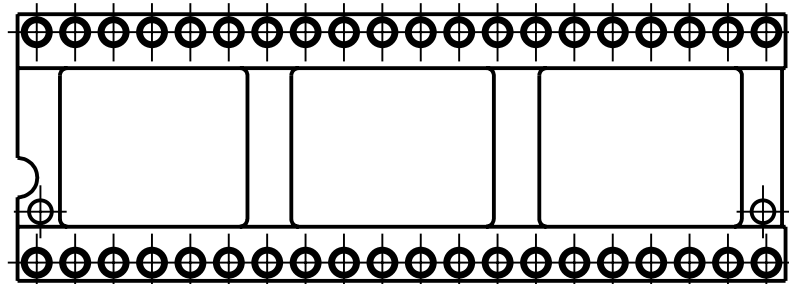
ALL DIMENSIONS IN mm




STYLE '1'



STYLE '2'



STYLE '3'



STYLE '4'

ORDER CODE:
D95XXX-42

SERIES CODE — SEE TABLE
No. OF WAYS — SEE TABLE
FINISH — 100% TIN SHELL, GOLD CLIP

SPECIFICATION:
MATERIAL:
MOULDING = GLASS-FILLED PCT, UL94V-0, BLACK
CONTACT SHELL = BRASS
CONTACT CLIP = BERYLLIUM COPPER
FINISH:
SHELL = 5µ 100% TIN
CLIP = 0.75µ GOLD
ELECTRICAL
CURRENT RATING = 1 AMP
VOLTAGE RATING = 100V AC, 150V DC
CONTACT RESISTANCE = 10 MILLIOHMS MAX
INSULATION RESISTANCE = 10,000 MEGOHMS MIN
DIELECTRIC STRENGTH = 1,000V AC MIN
ENVIRONMENTAL:
TEMPERATURE = -55°C TO +125°C
MECHANICAL
DURABILITY = 100 CYCLES MIN.
INSERTION FORCE (∅0.43mm GAUGE) = 3.0N MAX
WITHDRAWAL FORCE (∅0.43mm GAUGE) = 0.5N MIN

| PART No. | No. OF WAYS | STYLE (SEE NOTE 1) | DIM 'A' | DIM 'B' | DIM 'C' | DIM 'D' |
|-----------|-------------|--------------------|---------|---------|---------|---------|
| D95006-42 | 6 | 1 | 7.60 | 5.08 | 7.62 | 10.02 |
| D95008-42 | 8 | 1 | 10.10 | 7.62 | 7.62 | 10.02 |
| D95014-42 | 14 | 1 | 17.70 | 15.24 | 7.62 | 10.02 |
| D95016-42 | 16 | 1 | 20.30 | 17.78 | 7.62 | 10.02 |
| D95018-42 | 18 | 2 | 22.80 | 20.32 | 7.62 | 10.02 |
| D95020-42 | 20 | 2 | 25.30 | 22.86 | 7.62 | 10.02 |
| D95022-42 | 22 | 2 | 27.80 | 25.40 | 7.62 | 10.02 |
| D95A22-42 | 22 | 2 | 27.80 | 25.40 | 10.16 | 12.60 |
| D95024-42 | 24 | 2 | 30.40 | 27.94 | 15.24 | 17.64 |
| D95A24-42 | 24 | 2 | 30.40 | 27.94 | 7.62 | 10.02 |
| D95B24-42 | 24 | 2 | 30.40 | 27.94 | 10.16 | 12.60 |
| D95028-42 | 28 | 2 | 35.50 | 33.02 | 15.24 | 17.64 |
| D95032-42 | 32 | 2 | 40.60 | 38.10 | 15.24 | 17.64 |
| D95040-42 | 40 | 3 | 50.80 | 48.26 | 15.24 | 17.64 |
| D95A48-42 | 48 | 3 | 60.90 | 58.42 | 15.24 | 17.64 |
| D95064-42 | 64 | 4 | 81.20 | 78.74 | 22.86 | 25.40 |

| | | | |
|---------------------|------|----------|--------|
| CP | 3 | 15.01.10 | 10640 |
| NAME | ISS. | DATE | C/NOTE |
| APPROVED: C.PENROSE | | | |
| CHECKED: R.ADDE | | | |
| DRAWN: W.J.BOURNE | | | |
| CUSTOMER REF.: | | | |
| ASSEMBLY DRG: | | | |

- NOTES:
1. STYLE REFERS TO No. OF CENTRE BARS ONLY.
 2. FOR COMPLETE SPECIFICATION, SEE COMPONENT SPECIFICATION C004XX (LATEST ISSUE).
 3. RECOMMENDED HOLE SIZE = ∅0.80mm
 4. RECOMMENDED PC BOARD THICKNESS = 1.40-2.00mm
 5. RECOMMENDED MATING PIN DIA. = ∅0.40 -0.56mm
 6. MAXIMUM CONTACT DEPTH = 2.40mm
MAXIMUM PIN LENGTH = 3.65mm.

HARWIN

| | | |
|--|--|--|
| HARWIN USA TEL: 603 893 5376 FAX: 603 893 5396 mis@harwin.com | HARWIN Europe (UK) TEL: 023 9231 4545 FAX: 023 9231 4590 mis@harwin.co.uk | HARWIN Asia TEL: +65 6 779 4909 FAX: +65 6 779 3868 mis@harwin.com.sg |
|--|--|--|

THIS DRAWING AND ANY INFORMATION OR DESCRIPTIVE MATTER SET OUT HEREON ARE CONFIDENTIAL AND COPYRIGHT PROPERTY OF THE HARWIN GROUP AND MUST NOT BE DISCLOSED, LOANED, COPIED OR USED FOR MANUFACTURING, TENDERING OR FOR ANY OTHER PURPOSE WITHOUT THEIR WRITTEN PERMISSION.

TOLERANCES
X. = ±1mm
X.X = ±0.25mm
X.XX = ±0.10mm
X.XXX = ±0.01mm
ANGLES = ±5°
UNLESS STATED

MATERIAL: SEE ABOVE
FINISH: SEE ABOVE
S/AREA: mm²

TITLE:
2.54mm PITCH DIL EXTENDED VERTICAL IC SOCKET ASSEMBLY
DRAWING NUMBER:
D95XXX-42
SHT 2 OF 2

X-ON Electronics

Largest Supplier of Electrical and Electronic Components

Click to view similar products for [IC & Component Sockets](#) category:

Click to view products by [Harwin](#) manufacturer:

Other Similar products are found below :

[0066-3-17-15-30-14-02-0](#) [670](#) [672](#) [673](#) [712-93-120-41-001000](#) [714-93-104-31-018000](#) [8059-4G1-LF](#) [807-22-001-10-001101](#) [807-22-001-10-006101](#) [807-22-001-30-011101](#) [807-22-001-30-012101](#) [807-22-001-30-013101](#) [807-22-001-30-014101](#) [8-1437531-4](#) [8150-6P10](#) [833-93-034-10-001000](#) [851-41-006-10-001000](#) [851-43-008-20-001000](#) [851-43-014-20-001000](#) [851-93-006-20-001000](#) [851-93-010-20-001000](#) [853-43-020-10-001000](#) [86.010.0053.0](#) [116-43-308-41-007000](#) [PX-68LCC](#) [121-13-318-41-001000](#) [121-13-320-41-001000](#) [121-13-308-41-001000](#) [123-43-314-41-801000](#) [123-43-420-41-001000](#) [123-87-320-41-001101](#) [122-13-316-41-001000](#) [123-13-624-41-001000](#) [123-43-306-41-001000](#) [12-3513-11](#) [123-91-320-41-001000](#) [126-43-310-41-002000](#) [AKSUN 37V-T](#) [1437503-9](#) [1437504-1](#) [146-44-308-41-013000](#) [APO-320-G-T](#) [146-43-308-41-012000](#) [160-10-308-00-001000](#) [160-40-320-00-001000](#) [214-99-306-01-670800](#) [232-1270-02-0602](#) [2-382761-4](#) [2-5331677-4](#) [2-640360-3](#)