

Customer Information Sheet

DRAWING No.: G125-F1XXXXX-XXX-XXX

IF IN DOUBT - ASK

©

NOT TO SCALE

THIRD ANGLE PROJECTION

ALL DIMENSIONS IN mm

ORDER CODE:

G125-F1XXXXX-XXX-XXX

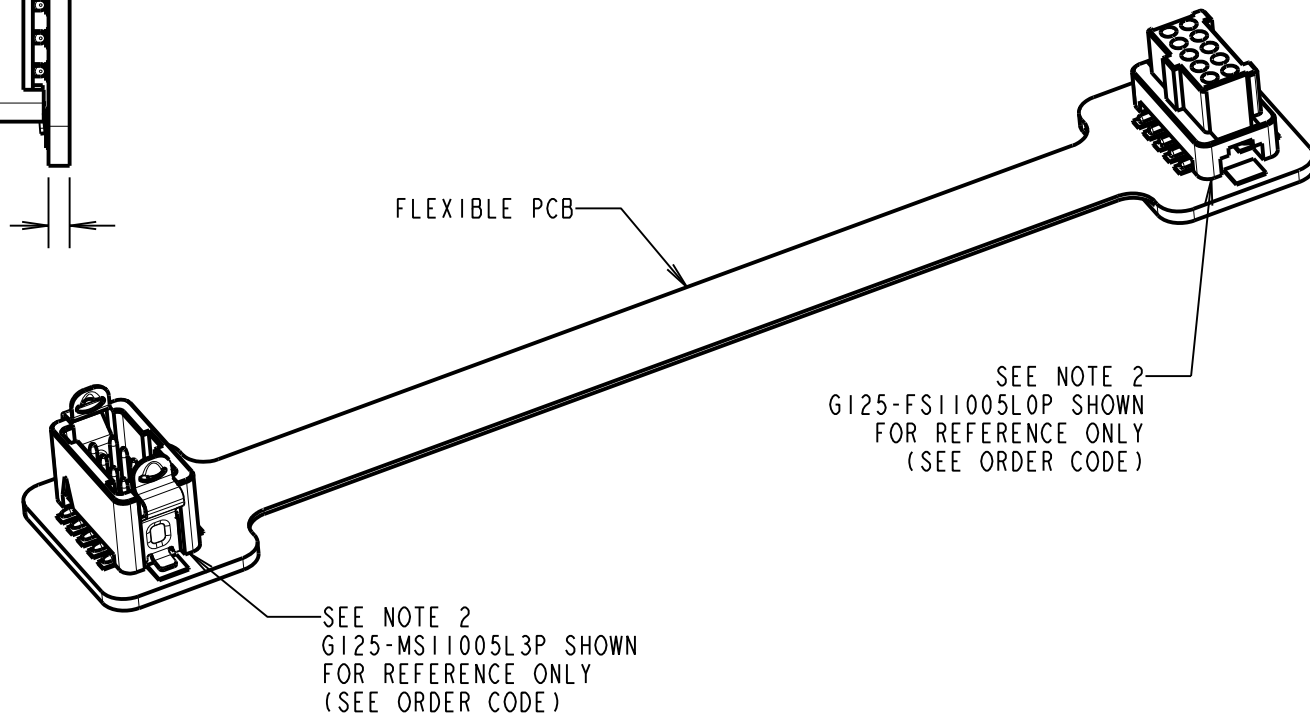
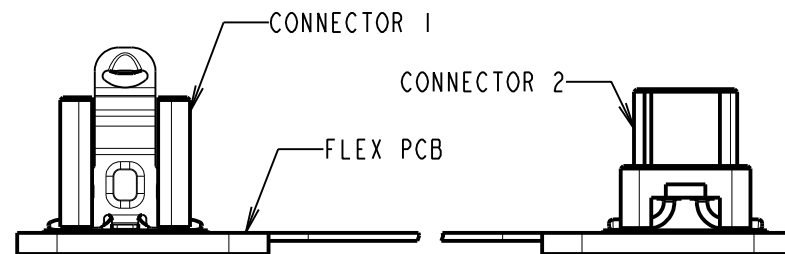
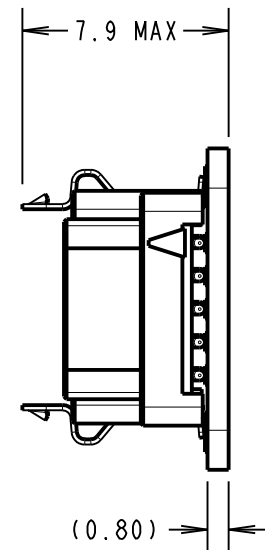
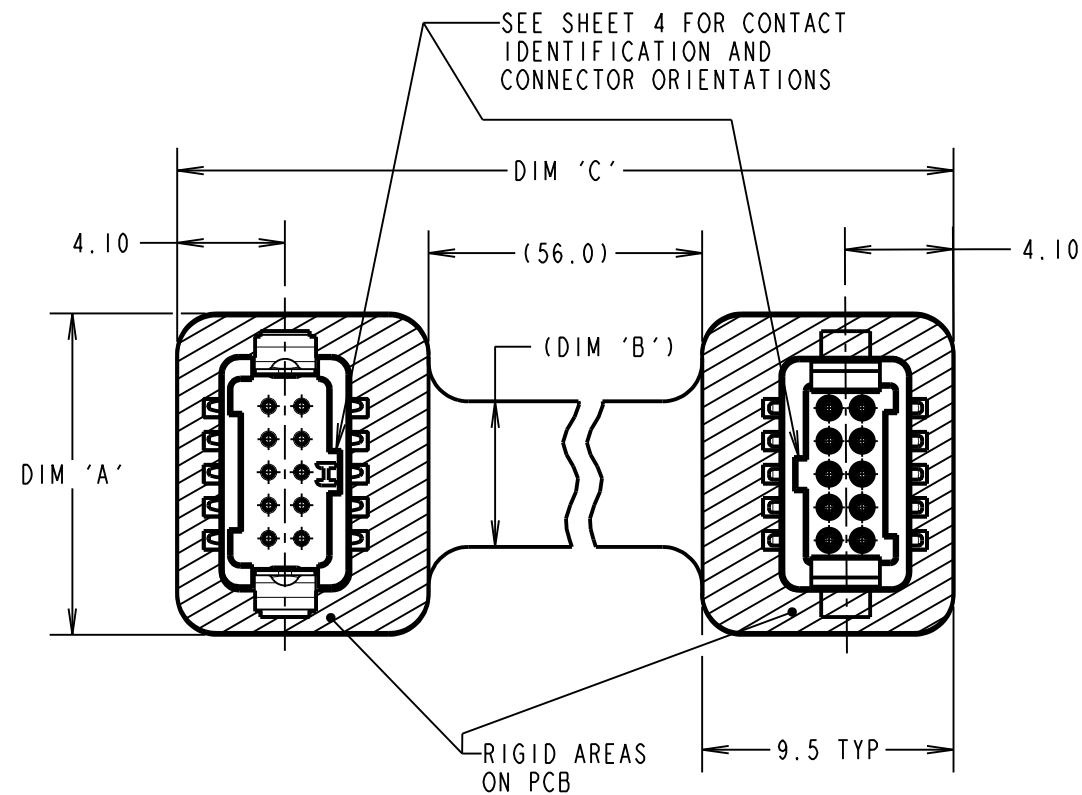
CONNECTOR 1 PART No.:
MSI = G125-MS1XX05L3P
FSI = G125-FS1XX05L0P

CONNECTOR 2 PART No.:
MSI = G125-MS1XX05L3P
FSI = G125-FS1XX05L0P

TOTAL No. OF CONTACTS:
06, 10, 12, 16, 20, 26, 34, 50.

DIM 'C' (PCB LENGTH):
999 = 999mm MAX.

CONNECTOR ASSEMBLIES AVAILABLE IN MALE-TO-MALE, FEMALE-TO-FEMALE, AND MALE-TO-FEMALE CONFIGURATIONS.



SEE NOTE 2
G125-FS11005L0P SHOWN
FOR REFERENCE ONLY
(SEE ORDER CODE)

SEE NOTE 2
G125-MS11005L3P SHOWN
FOR REFERENCE ONLY
(SEE ORDER CODE)

FLEX PCB SPECIFICATION:

- BOARD CONSTRUCTION:
SINGLE LAYER FLEXIBLE PCB
50µm BASE POLYIMIDE
35µm (1oz) COPPER CLAD TO IPC-4204/1
50µm BONDED COVERLAY TO IPC-4203/1
0.8mm HTG FR4 TO IPC-4101/126 LOCALLY RIGIDISED IN CONNECTOR AREAS
- SURFACE FINISH:
ENIG TO IPC-4552 ON EXPOSED COPPER
- IPC CLASSIFICATION:
BARE CIRCUIT - IPC-A-600/IPC-6013 CLASS 3
ASSEMBLY - IPC-A-610/J-STD-001 CLASS 3
- MECHANICAL PROPERTIES:
NOMINAL FLEX THICKNESS = 0.185mm
MINIMUM STATIC BEND RADIUS (IPC-2223) = 1.85mm
SUITABLE FOR DYNAMIC OPERATION ON BEND RADII ABOVE 3.70mm
- ELECTRICAL PROPERTIES:
MAX. CURRENT PER TRACK = 0.4A
INSULATION RESISTANCE = 10GΩ MIN AT 500V DC
VOLTAGE PROOF (AT 1013mbar, SEA LEVEL) = 600V DC OR AC PEAK

- NOTES:
1. FOR COMPLETE CONNECTOR SPECIFICATION, SEE COMPONENT SPECIFICATION C125XX (LATEST ISSUE).
 2. CONNECTORS SHOWN FOR REFERENCE ONLY. SEE TABLE 2 ON SHEET 4 AND ORDER CODE FOR POSSIBLE CONFIGURATIONS.

TABLE 1	
DIMENSION	CALCULATION
DIM 'A'	(TOTAL No. OF CONTACTS - 2) x 0.625 + 7
DIM 'B'	(TOTAL No. OF CONTACTS + 1) x 0.5 ± 0.07
DIM 'C'	OVERALL PCB LENGTH (SEE ORDER CODE)
EXAMPLE: 75mm FLEX PCB WITH 10 CONTACT CONNECTORS (G125-MS11005L3P, G125-FS11005L0P) PART NUMBER = G125-F1MS110-075-FS1 DIM 'A' = 12mm, DIM 'B' = 5.5mm, DIM 'C' = 75mm	

RTP	5	06.05.21	30532
NAME	ISS.	DATE	CN/CO
APPROVED: R.PORTLOCK			
CHECKED: M.RUDKIN			
DRAWN: R.PORTLOCK			
CUSTOMER REF.:			
ASSEMBLY DRG:			

HARWIN
www.harwin.com
technical@harwin.com

THIS DRAWING AND ANY INFORMATION OR DESCRIPTIVE MATTER SET OUT HEREON ARE CONFIDENTIAL AND COPYRIGHT PROPERTY OF THE HARWIN GROUP AND MUST NOT BE DISCLOSED, LOANED, COPIED OR USED FOR MANUFACTURING, TENDERING OR FOR ANY OTHER PURPOSE WITHOUT THEIR WRITTEN PERMISSION.

TOLERANCES
X. = ±1mm
X.X = ±0.50mm
X.XX = ±0.20mm
X.XXX = ±0.01mm
ANGLES = ±5°
UNLESS STATED

MATERIAL: SEE ABOVE
FINISH: SEE ABOVE
S/AREA: mm²

TITLE: G125 LATCHED FLEX PCB ASSEMBLY

DRAWING NUMBER: G125-F1XXXXX-XXX-XXX

SHT 3 OF 4

Customer Information Sheet

DRAWING No.: G125-F1XXXXX-XXX-XXX

IF IN DOUBT - ASK

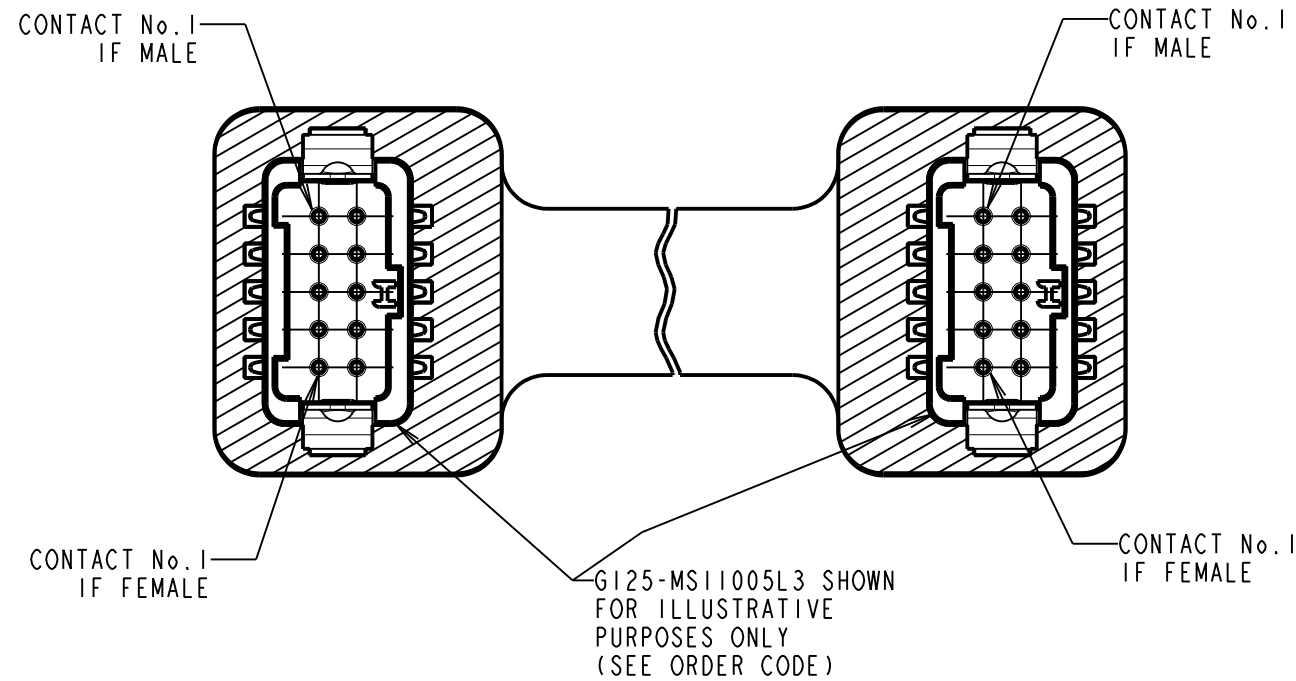
©

NOT TO SCALE

THIRD ANGLE PROJECTION

ALL DIMENSIONS IN mm

PINOUT A



PINOUT B

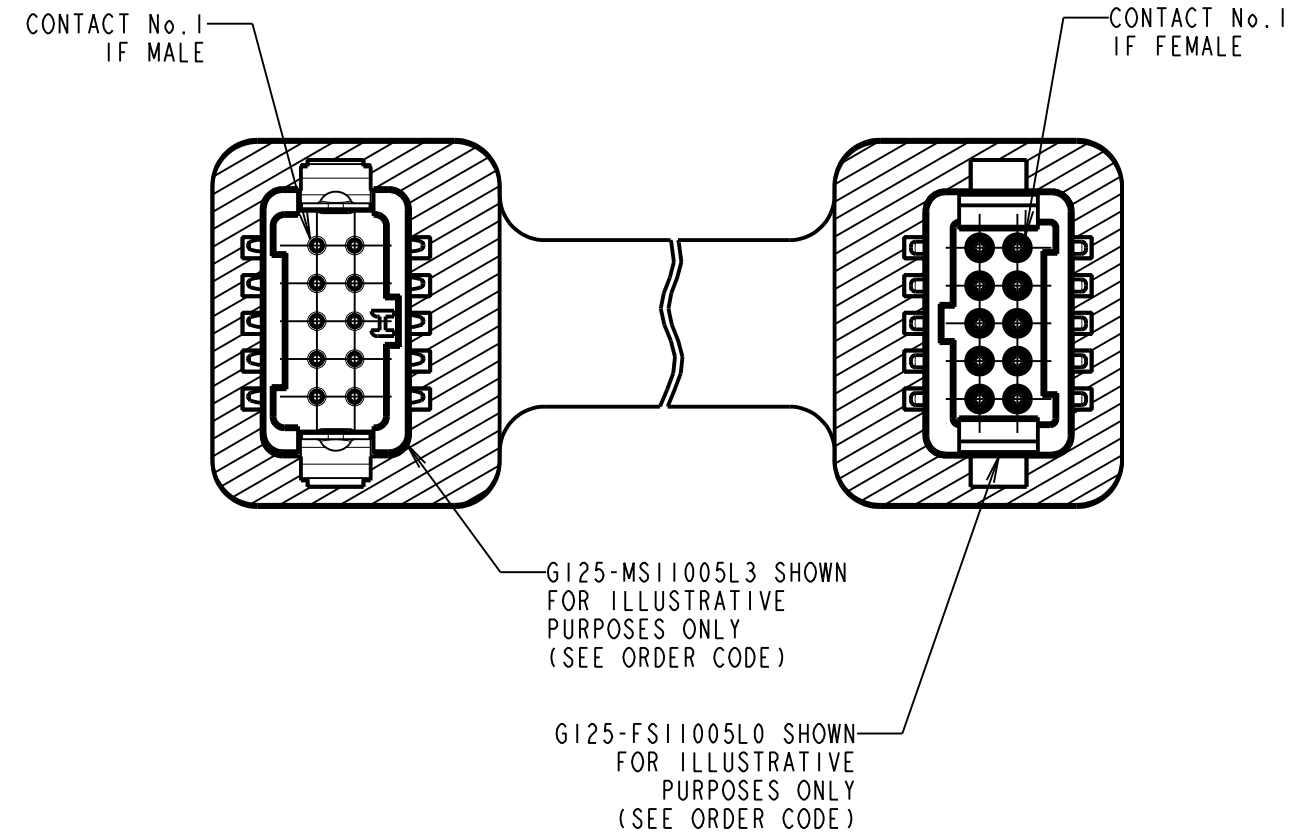


TABLE 2

CONNECTOR 1		CONNECTOR 2		PINOUT
PART No.	ORIENTATION	PART No.	ORIENTATION	
G125-MS1XX05L3P	AS SHOWN	G125-MS1XX05L3P	SAME AS CONNECTOR 1	PINOUT A
G125-MS1XX05L3P	AS SHOWN	G125-FS1XX05L0P	OPPOSITE OF CONNECTOR 1	PINOUT B
G125-FS1XX05L0P	AS SHOWN	G125-FS1XX05L0P	SAME AS CONNECTOR 1	PINOUT A

PINOUT ROUTING

PINOUT A	FOR ALL FIRST ROW CONTACTS: CONTACT X TO CONTACT ((TOTAL/2)+X) (WHERE X IS CONTACT POSITION) FOR ALL SECOND ROW CONTACTS: CONTACT Y TO CONTACT (Y-(TOTAL/2)) (WHERE Y IS CONTACT POSITION)
PINOUT B	FOR ALL CONTACTS: CONTACT Z TO CONTACT Z (WHERE Z IS CONTACT POSITION)

ORDER CODE:

G125-F1XXXXX-XXX-XXX

CONNECTOR 1 PART No.: _____
 MSI = G125-MS1XX05L3P
 FSI = G125-FS1XX05L0P
 TOTAL No. OF CONTACTS: _____
 06, 10, 12, 16, 20, 26, 34, 50.
 CONNECTOR ASSEMBLIES AVAILABLE IN MALE-TO-MALE, FEMALE-TO-FEMALE,
 AND MALE-TO-FEMALE CONFIGURATIONS.

CONNECTOR 2 PART No.: _____
 MSI = G125-MS1XX05L3P
 FSI = G125-FS1XX05L0P
 DIM 'C' (PCB LENGTH): _____
 999 = 999mm MAX.

RTP	5	06.05.21	30532
NAME	ISS.	DATE	CN/CO
APPROVED:		R.PORTLOCK	
CHECKED:		M.RUDKIN	
DRAWN:		R.PORTLOCK	
CUSTOMER REF.:			
ASSEMBLY DRG:			

HARWIN

www.harwin.com
 technical@harwin.com

THIS DRAWING AND ANY INFORMATION OR DESCRIPTIVE MATTER SET OUT HEREON ARE CONFIDENTIAL AND COPYRIGHT PROPERTY OF THE HARWIN GROUP AND MUST NOT BE DISCLOSED, LOANED, COPIED OR USED FOR MANUFACTURING, TENDERING OR FOR ANY OTHER PURPOSE WITHOUT THEIR WRITTEN PERMISSION.

TOLERANCES

X. = ±1mm
 X.X = ±0.50mm
 X.XX = ±0.20mm
 X.XXX = ±0.01mm
 ANGLES = ±5°
 UNLESS STATED

MATERIAL:

SEE ABOVE

FINISH: SEE ABOVE

S/AREA: mm²

TITLE:

G125 LATCHED FLEX PCB ASSEMBLY

DRAWING NUMBER:

G125-F1XXXXX-XXX-XXX

SHT

4 OF 4

X-ON Electronics

Largest Supplier of Electrical and Electronic Components

Click to view similar products for [Rectangular Cable Assemblies](#) category:

Click to view products by [Harwin](#) manufacturer:

Other Similar products are found below :

[MC320E-N-23](#) [G125FC10668L0-0300L](#) [G125FC10668L0-0150L](#) [G125-FC11068L0-0150L](#) [G125-FC11068L0-0300L](#) [HQCD-090-05.00-](#)
[TTR-TTR-1-B](#) [M80-FC23468FC-0150L](#) [215322-2032](#) [215323-2052](#) [215323-1032](#) [215323-2031](#) [SFSDT-35-28-H-24.00-SR](#) [SFSDT-30-28-](#)
[H-24.00-SR](#) [SFSDT-50-28-H-24.00-SR](#) [S1SS-05-28-GF-10.00-S](#) [SMSD-05-24-L-06.00-D-K-KDX](#) [ERCDCD-030-11.81-TEU-TED-1-D](#)
[CABLE-PH10](#) [CABLE-EH04](#) [vrw-05-20-50-01g-000-e090](#) [MP-2J1-025-PS1-005M](#) [CABLE-PH04](#) [27ZRO-B-1A](#) [M300-FC11005F2-0450L](#)
[M300-FC21005F2-0450L](#) [M80-FC305F1-04-0300F1](#) [45130-0401](#) [45130-0210](#) [45130-0410](#) [45111-0402](#) [45111-0603](#) [15134-0302](#) [15134-](#)
[0401](#) [15134-0803](#) [15134-0801](#) [45111-0403](#) [15132-0403](#) [15131-0403](#) [15134-1003](#) [15134-1000](#) [45135-0603](#) [45135-0401](#) [45132-0610](#) [15134-](#)
[1002](#) [45135-0610](#) [45132-0403](#) [15134-1203](#) [15135-0806](#) [15134-0300](#) [15134-1202](#)