

Customer Information Sheet

DRAWING No.: M20-788XXXX

SHEET 2 OF 2

IF IN DOUBT - ASK

(C)

NOT TO SCALE

THIRD ANGLE PROJECTION

ALL DIMENSIONS IN mm

SPECIFICATION:

MATERIAL:

MOULDING = PA9T UL94V-0, BLACK

CONTACTS = PHOSPHOR BRONZE

FINISH (OVER NICKEL):

42 = GOLD ON CONTACT AREA, 100% TIN ON TAILS

46 = 100% TIN

ELECTRICAL:

CURRENT RATING = 3A

VOLTAGE PROOF = 1000V AC

CONTACT RESISTANCE = 20mΩ MAX

INSULATION RESISTANCE = 1,000MΩ MIN

ENVIRONMENTAL:

TEMPERATURE RANGE = -40°C TO +105°C

MECHANICAL:

INSERTION FORCE = 1.96N MAX

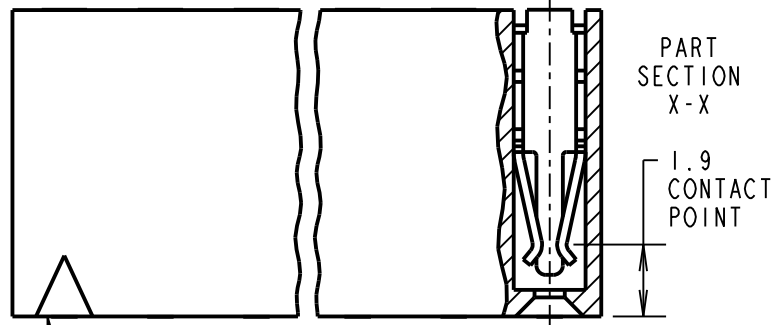
WITHDRAWAL FORCE = 0.29N MIN

DURABILITY = 300 OPERATIONS

PACKING:

TUBE

FOR COMPLETE SPECIFICATION SEE COMPONENT SPECIFICATION C001XX (LATEST ISSUE)



CONTACT 1 IDENTIFICATION

ORDER CODE:

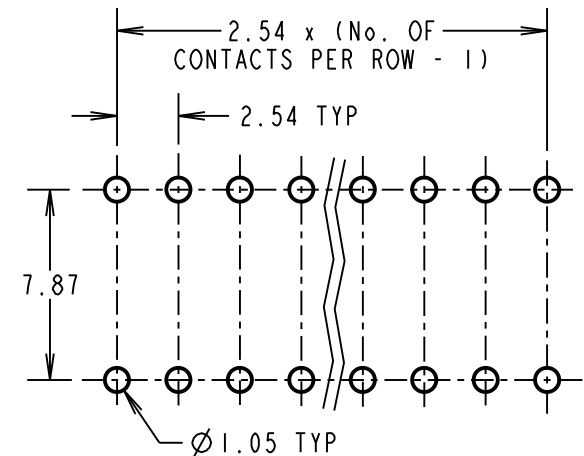
M20-788XXXX

No. OF CONTACTS PER ROW: _____
02 TO 20, 25, 35, 36

FINISH: _____

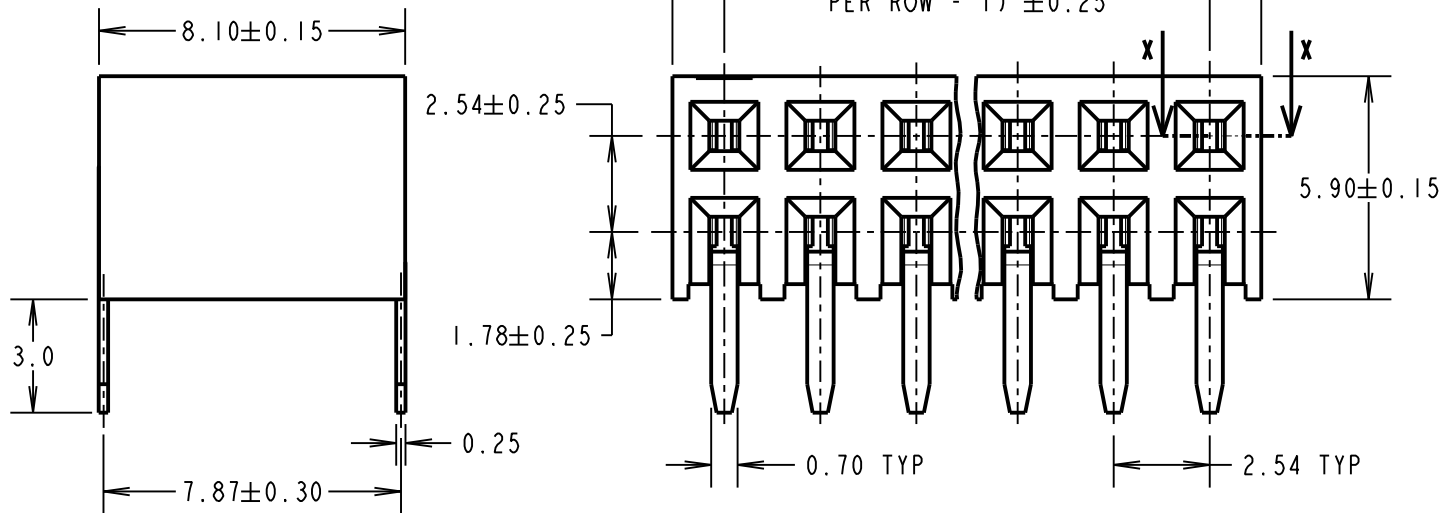
42 = SELECTIVE GOLD + 100% TIN

46 = 100% TIN



RECOMMENDED PCB LAYOUT (TOLERANCE = ±0.05)

WJP	11	01.08.17	20398
NAME	ISS.	DATE	C/NOTE
APPROVED: W. J. PRESTON			
CHECKED: M. PERREN			
DRAWN: J. EVANS			
CUSTOMER REF.:			
ASSEMBLY DRG:			



HARWIN

www.harwin.com
technical@harwin.com

THIS DRAWING AND ANY INFORMATION OR DESCRIPTIVE MATTER SET OUT HEREON ARE CONFIDENTIAL AND COPYRIGHT PROPERTY OF THE HARWIN GROUP AND MUST NOT BE DISCLOSED, LOANED, COPIED OR USED FOR MANUFACTURING, TENDERING OR FOR ANY OTHER PURPOSE WITHOUT THEIR WRITTEN PERMISSION.

TOLERANCES
X. = ±1mm
X.X = ±0.50mm
X.XX = ±0.10mm
X.XXX = ±0.01mm
ANGLES = ±5°
UNLESS STATED

MATERIAL:

SEE ABOVE

FINISH: SEE ABOVE

S/AREA: mm²

TITLE:

2.54mm PITCH DIL PC TAIL HORIZONTAL SOCKET ASSEMBLY

DRAWING NUMBER:

M20-788XXXX

SHT
2 OF 2

X-ON Electronics

Largest Supplier of Electrical and Electronic Components

Click to view similar products for [Headers & Wire Housings](#) category:

Click to view products by [Harwin](#) manufacturer:

Other Similar products are found below :

[892-18-020-10-001101](#) [58102-G61-06LF](#) [582553-1](#) [0009485154](#) [009176003701906](#) [0050291907](#) [LY20-4P-DT1-P1E-BR](#) [02.125.8002.8](#)
[609-3404](#) [61062-3](#) [622-0430](#) [622-3653LF](#) [63453-116](#) [636-1030](#) [636-1427](#) [636-3427](#) [636-4007](#) [641938-9](#) [641991-4](#) [644827-2](#) [65817-010LF](#)
[65817-015LF](#) [65863-015LF](#) [66207-023LF](#) [67095-007LF](#) [67601157](#) [68648-049](#) [70.362.1628.0](#) [70-4210](#) [70-4226B](#) [70-4853B](#) [707-5020](#) [707-5028](#) [71.350.2428.0](#) [71918-208LF](#) [71961-016LF](#) [733-134](#) [733-162](#) [754199-000](#) [760-3052](#) [787-8014-00](#) [79531-3000](#) [FCN-360C032-B](#) [FCN-367T-T012/H](#) [FCN-723D010/2](#) [80.063.4001.1](#) [800-90-001-10-001000](#) [800-90-010-10-002000](#) [801-43-002-10-013000](#) [801-43-006-10-002000](#)