

Customer Information Sheet

DRAWING No.: M20-789XXX

SHEET 2 OF 2

IF IN DOUBT - ASK

(C)

NOT TO SCALE

THIRD ANGLE PROJECTION

ALL DIMENSIONS IN mm

SPECIFICATION:

MATERIAL:

MOULDING = PA6T UL94V-0, BLACK

CONTACTS = PHOSPHOR BRONZE

FINISH (OVER NICKEL):

42 = GOLD FLASH ON CONTACT AREA,

2.54µ 100% TIN ON TAILS

46 = 2.54µ 100% TIN

ELECTRICAL:

CURRENT RATING = 3A

VOLTAGE PROOF = 500V AC FOR ONE MINUTE

CONTACT RESISTANCE = 20mΩ MAX

INSULATION RESISTANCE = 1,000MΩ MIN.

MECHANICAL:

DURABILITY = 300 CYCLES MIN (GOLD),

50 CYCLES MIN (TIN)

INSERTION FORCE = 2.0N MAX PER PIN

WITHDRAWAL FORCE = 0.5N MIN PER PIN

ENVIRONMENTAL:

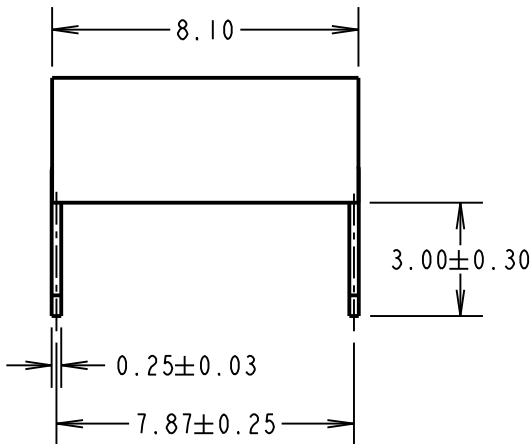
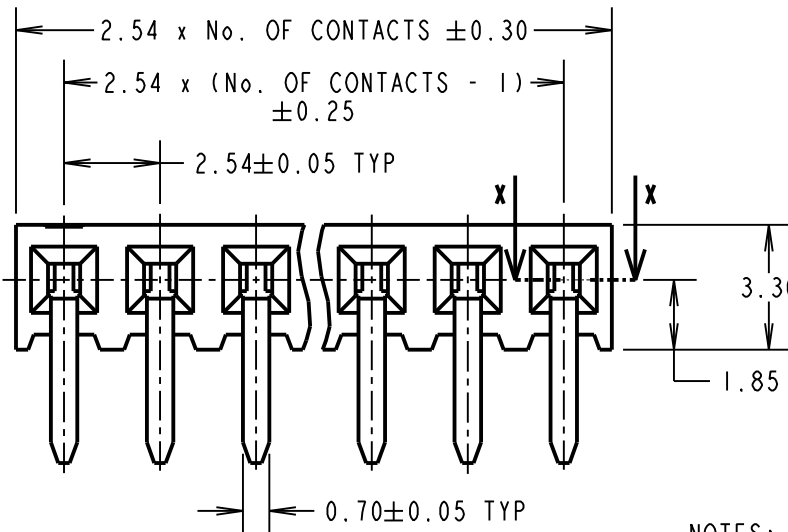
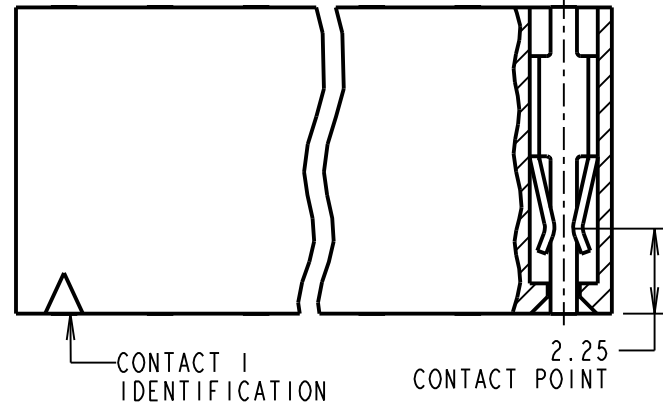
TEMPERATURE RANGE = -40° TO +105°

PACKING:

TUBE

FOR COMPLETE SPECIFICATION SEE COMPONENT SPECIFICATION COO1XX (LATEST ISSUE)

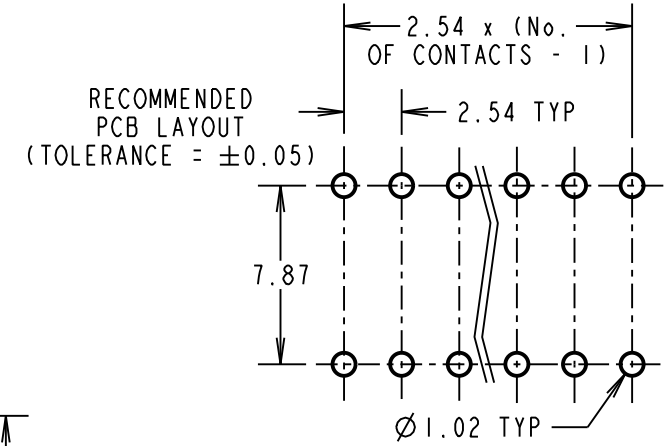
PART SECTION X-X



ORDER CODE: **M20-789XXX**

No. OF CONTACTS: _____
02 TO 20, 25, 36, 40

FINISH: _____
42 = SELECTIVE GOLD + 100% TIN
46 = 100% TIN



WJP	14	01.08.17	20398
NAME	ISS.	DATE	C/NOTE
APPROVED: W. J. PRESTON			
CHECKED: S. BENNETT			
DRAWN: J. EVANS			
CUSTOMER REF.:			
ASSEMBLY DRG:			

NOTES:
1. ALL TOLERANCES ARE ±0.15 UNLESS OTHERWISE STATED.

HARWIN

www.harwin.com
technical@harwin.com

THIS DRAWING AND ANY INFORMATION OR DESCRIPTIVE MATTER SET OUT HEREON ARE CONFIDENTIAL AND COPYRIGHT PROPERTY OF THE HARWIN GROUP AND MUST NOT BE DISCLOSED, LOANED, COPIED OR USED FOR MANUFACTURING, TENDERING OR FOR ANY OTHER PURPOSE WITHOUT THEIR WRITTEN PERMISSION.

~~TOLERANCES~~
X = ±1mm
X.X = ±0.50mm
X.XX = ±0.10mm
X.XXX = ±0.01mm
ANGLES = ±5°
UNLESS STATED

MATERIAL: SEE ABOVE
FINISH: SEE ABOVE
S/AREA: mm²

TITLE: 2.54mm PITCH SIL PC TAIL HORIZONTAL SOCKET ASSEMBLY
DRAWING NUMBER: **M20-789XXX**
SHT 2 OF 2

X-ON Electronics

Largest Supplier of Electrical and Electronic Components

Click to view similar products for [Headers & Wire Housings](#) category:

Click to view products by [Harwin](#) manufacturer:

Other Similar products are found below :

[892-18-020-10-001101](#) [58102-G61-06LF](#) [582553-1](#) [0009485154](#) [009176003701906](#) [0050291907](#) [LY20-4P-DT1-P1E-BR](#) [02.125.8002.8](#)
[609-3404](#) [61062-3](#) [622-0430](#) [622-3653LF](#) [63453-116](#) [636-1030](#) [636-1427](#) [636-3427](#) [636-4007](#) [641938-9](#) [641991-4](#) [644827-2](#) [65817-010LF](#)
[65817-015LF](#) [65863-015LF](#) [66207-023LF](#) [67095-007LF](#) [67601157](#) [68648-049](#) [70.362.1628.0](#) [70-4210](#) [70-4226B](#) [70-4853B](#) [707-5020](#) [707-](#)
[5028](#) [71.350.2428.0](#) [71918-208LF](#) [71961-016LF](#) [733-134](#) [733-162](#) [754199-000](#) [760-3052](#) [787-8014-00](#) [79531-3000](#) [FCN-360C032-B](#) [FCN-](#)
[367T-T012/H](#) [FCN-723D010/2](#) [80.063.4001.1](#) [800-90-001-10-001000](#) [800-90-010-10-002000](#) [801-43-002-10-013000](#) [801-43-006-10-002000](#)