

# Customer Information Sheet

DRAWING No.: M22-6033042

SHEET 2 OF 2

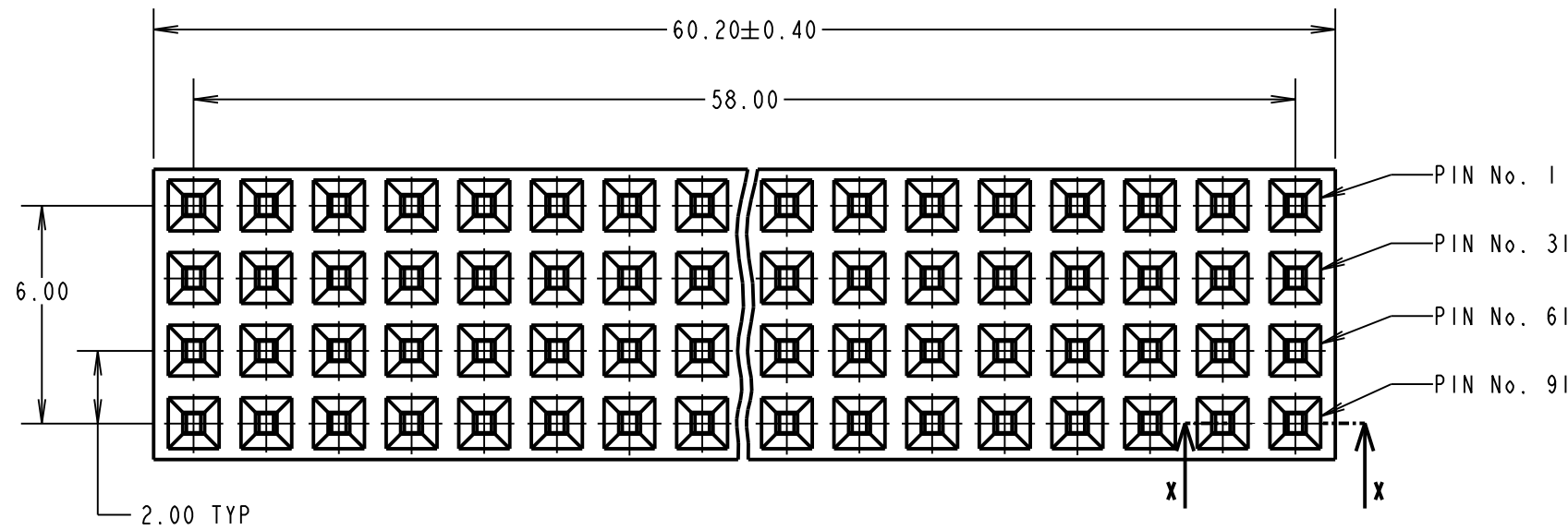
IF IN DOUBT - ASK

©

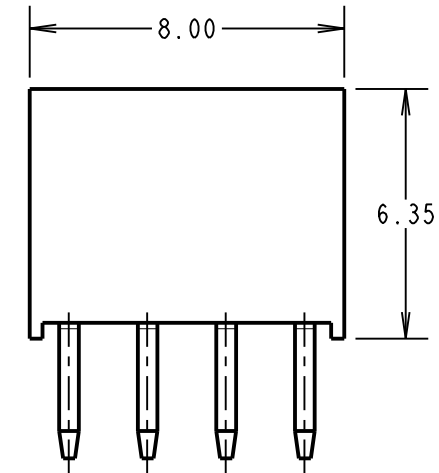
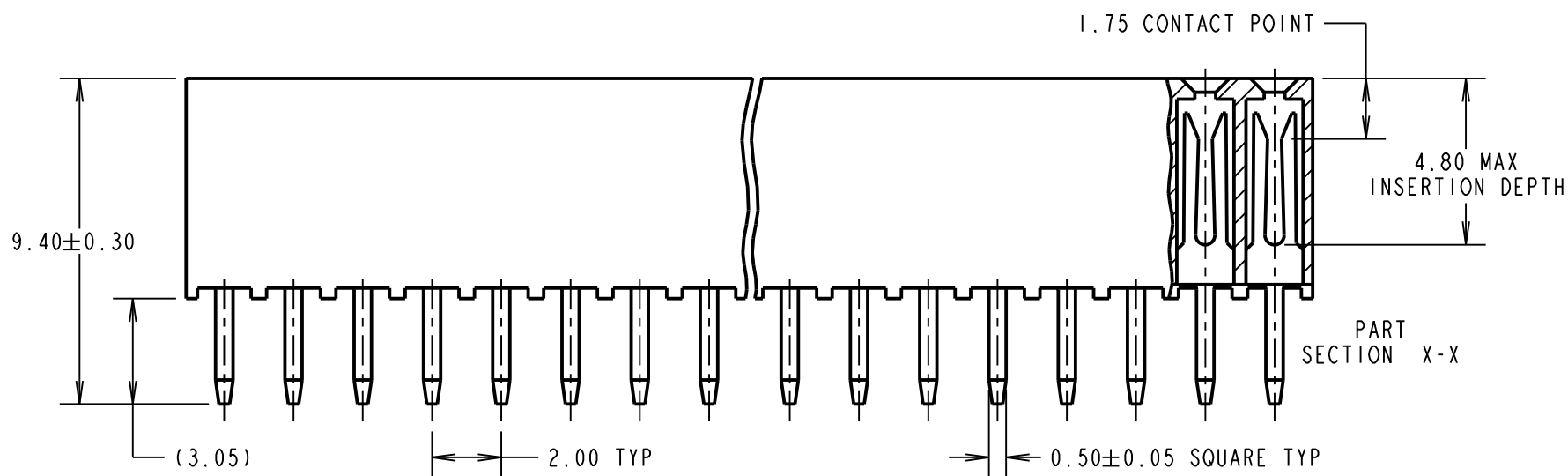
NOT TO SCALE

THIRD ANGLE PROJECTION

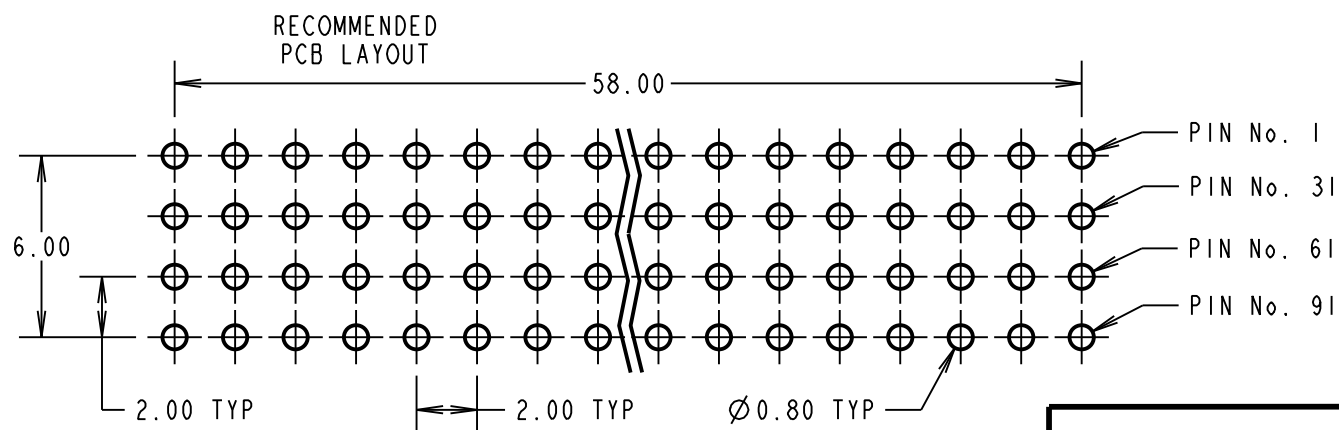
ALL DIMENSIONS IN mm



**SPECIFICATION:**  
**MATERIALS:**  
 MOULDING = NYLON 6T UL94V-0, BLACK  
 CONTACTS = PHOSPHOR BRONZE  
**FINISH (OVER NICKEL):**  
 GOLD ON CONTACT AREA, 100% TIN ON TAILS  
**ELECTRICAL:**  
 CURRENT RATING = 1A MAX  
 CONTACT RESISTANCE = 30mΩ MAX  
 INSULATION RESISTANCE = 5,000 MΩ MIN  
 VOLTAGE PROOF = 800V AC FOR ONE MINUTE  
**MECHANICAL:**  
 INSERTION FORCE = 2N/PIN MAX  
 WITHDRAWAL FORCE = 0.3N/PIN MIN  
**ENVIRONMENTAL:**  
 TEMPERATURE RANGE = -55°C TO +105°C  
**PACKING:**  
 TUBE  
 FOR COMPLETE SPECIFICATIONS, SEE  
 COMPONENT SPECIFICATION C039XX.



NOTES:  
 1. ALL TOLERANCES ARE ±0.20 UNLESS OTHERWISE STATED.



ORDER CODE:

**M22-6033042**

No. OF CONTACTS PER ROW:  
 30

FINISH:  
 42 = SELECTIVE GOLD + 100% TIN

SB	8	27.09.13	12212
NAME	ISS.	DATE	C/NOTE
APPROVED:		S.BENNETT	
CHECKED:		M.PLESTED	
DRAWN:		D.BECK	
CUSTOMER REF.:			
ASSEMBLY DRG:			

**HARWIN**

www.harwin.com  
 technical@harwin.com

THIS DRAWING AND ANY INFORMATION OR DESCRIPTIVE MATTER SET OUT HEREON ARE CONFIDENTIAL AND COPYRIGHT PROPERTY OF THE HARWIN GROUP AND MUST NOT BE DISCLOSED, LOANED, COPIED OR USED FOR MANUFACTURING, TENDERING OR FOR ANY OTHER PURPOSE WITHOUT THEIR WRITTEN PERMISSION.

**TOLERANCES**  
 X. = ±1mm  
 X.X = ±0.25mm  
 X.XX = ±0.10mm  
 X.XXX = ±0.01mm  
 ANGLES = ±5°  
 UNLESS STATED

**MATERIAL:**  
 SEE ABOVE  
**FINISH:** SEE ABOVE  
**S/AREA:** mm<sup>2</sup>

**TITLE:**  
 PC104 PLUS POST HEADER RECEPTACLE

**DRAWING NUMBER:**  
**M22-6033042**

SHT  
 2  
 OF  
 2

## X-ON Electronics

Largest Supplier of Electrical and Electronic Components

*Click to view similar products for [PC/104 Connectors](#) category:*

*Click to view products by [Harwin](#) manufacturer:*

Other Similar products are found below :

[ESQ-106-14-T-S](#) [ESQ-110-24-T-D](#) [4P02-2D02-DA](#) [10153301-32111LF](#) [10153301-20111LF](#) [10153301-20211LF](#) [10153301-32211LF](#)  
[10153302-32111LF](#) [10153302-20111LF](#) [10153302-20211LF](#) [10153302-32211LF](#) [10153303-30111LF](#) [10153304-30211LF](#) [10153305-](#)  
[30211LF](#) [M20-6113245](#) [RM322-0802012900](#) [ESQ-103-23-L-S](#) [ESQ-105-44-G-S](#) [ESQ-106-23-S-D](#) [ESQ-106-44-S-D](#) [ESQ-107-12-L-D](#)  
[ESQ-107-14-L-D](#) [ESQ-107-23-L-D](#) [ESQ-109-12-G-S](#) [ESQ-110-12-G-D](#) [ESQ-113-12-G-D](#) [ESQ-114-14-L-S](#) [ESQ-116-12-S-D](#) [ESQ-116-34-](#)  
[G-D](#) [ESQ-117-14-G-D](#) [ESQ-117-23-T-D](#) [ESQ-118-13-G-D](#) [ESQ-120-12-T-D](#) [ESQ-120-48-G-D](#) [ESQ-120-49-G-D](#) [ESQ-130-12-G-D](#) [ESQ-](#)  
[132-12-G-D-LL](#) [ESQ-102-12-G-D](#) [ESQ-103-44-T-S](#) [ESQ-104-12-T-S](#) [ESQ-104-44-G-D](#) [ESQ-105-12-L-S](#) [ESQ-105-14-L-S](#) [ESQ-106-44-G-](#)  
[S](#) [ESQ-107-14-G-D](#) [ESQ-108-14-L-S](#) [ESQ-108-44-S-S](#) [ESQ-110-14-G-D](#) [ESQ-110-23-L-S](#) [ESQ-111-12-G-D](#)