

Customer Information Sheet

DRAWING No.: M22-634XX42

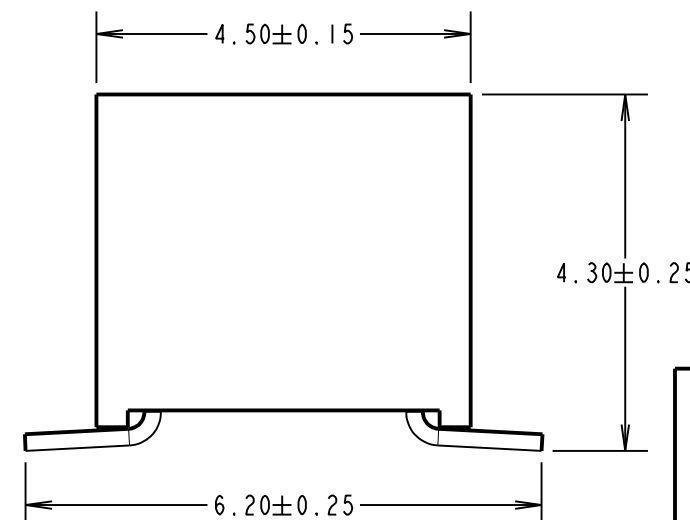
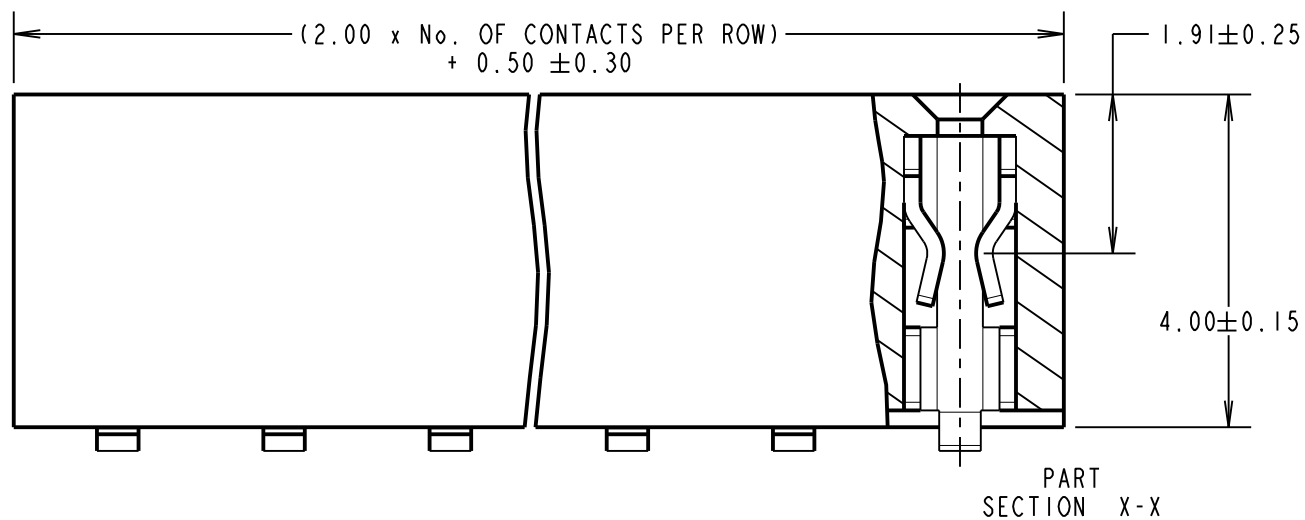
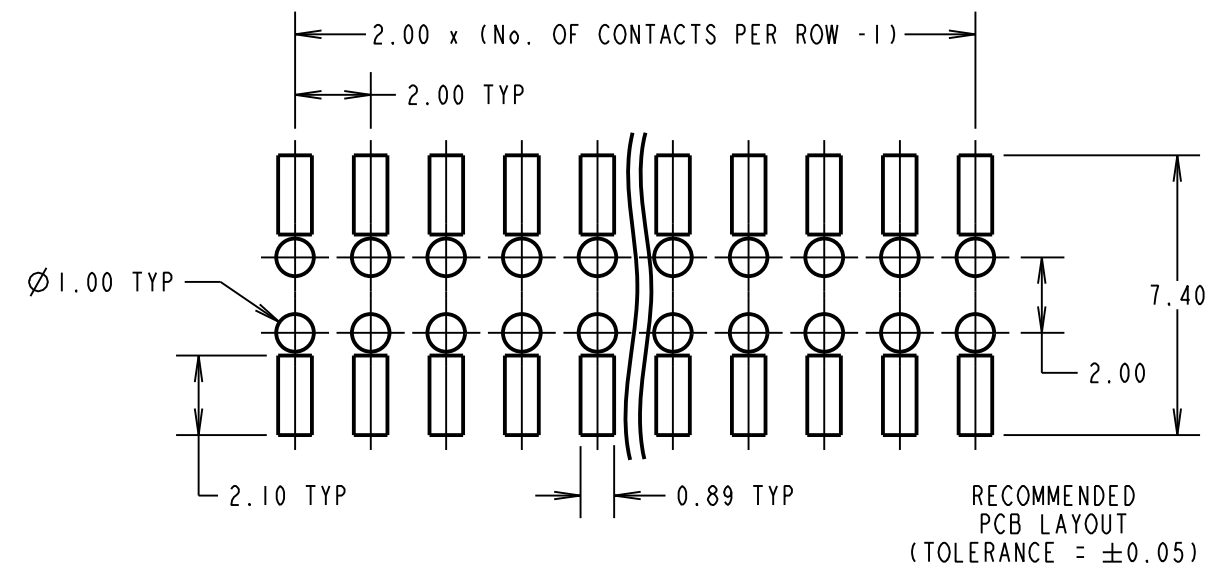
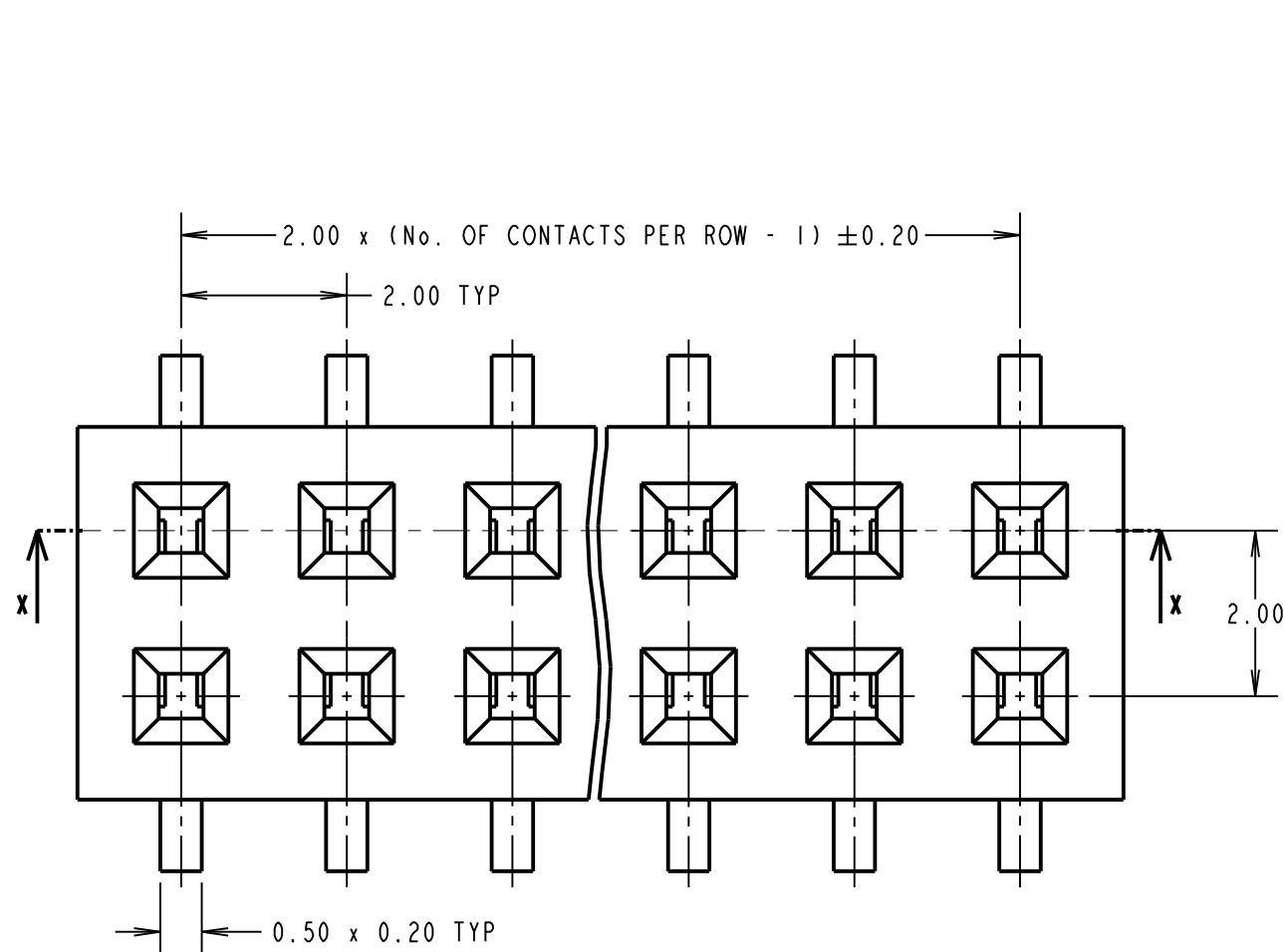
IF IN DOUBT - ASK

©

NOT TO SCALE

THIRD ANGLE PROJECTION

ALL DIMENSIONS IN mm



SPECIFICATIONS:

MATERIAL:

MOULDING = PA9T, UL94V-0, BLACK
CONTACT = PHOSPHOR BRONZE

FINISH:

NICKEL ALL OVER, 100% TIN ON TAILS,
GOLD FLASH ON CONTACT AREA.

ELECTRICAL:

CURRENT RATING = 2A
INSULATION RESISTANCE = 1000MΩ MIN.
CONTACT RESISTANCE = 20mΩ MAX.
VOLTAGE PROOF = 500V AC

MECHANICAL:

INSERTION FORCE = 1.96N MAX
WITHDRAWAL FORCE = 0.20N MIN.
DURABILITY = 300 CYCLES

ENVIRONMENTAL:

OPERATING TEMPERATURE = -40°C TO +105°C

PACKING:

TUBE

FOR COMPLETE MECHANICAL/ELECTRICAL SPECIFICATION,
SEE COMPONENT SPECIFICATION C018XX (LATEST ISSUE)

ORDER CODE:
M22-634XX42

No. OF CONTACTS PER ROW: _____
03 TO 20

FINISH: _____
42 = SELECTIVE GOLD + 100% TIN

| | | | |
|----------------|------|--------------|--------|
| MSP | 16 | 14.08.17 | 20547 |
| NAME | ISS. | DATE | C/NOTE |
| APPROVED: | | M. PERREN | |
| CHECKED: | | S. BENNETT | |
| DRAWN: | | W. J. BOURNE | |
| CUSTOMER REF.: | | | |
| ASSEMBLY DRG: | | | |

NOTES:
1. COPLANARITY OF CONTACTS TO BE 0.10mm MAX.

HARWIN

www.harwin.com
technical@harwin.com

THIS DRAWING AND ANY INFORMATION OR DESCRIPTIVE MATTER SET OUT HEREON ARE CONFIDENTIAL AND COPYRIGHT PROPERTY OF THE HARWIN GROUP AND MUST NOT BE DISCLOSED, LOANED, COPIED OR USED FOR MANUFACTURING, TENDERING OR FOR ANY OTHER PURPOSE WITHOUT THEIR WRITTEN PERMISSION.

TOLERANCES
X. = ±1mm
X.X = ±0.25mm
X.XX = ±0.10mm
X.XXX = ±0.01mm
ANGLES = ±5°
UNLESS STATED

MATERIAL:
SEE ABOVE

FINISH:
SEE ABOVE

S/AREA:
mm²

TITLE:
2mm PITCH DIL SMT
LOW PROFILE SKT ASSEMBLY

DRAWING NUMBER:
M22-634XX42

SHT
2 OF 2

X-ON Electronics

Largest Supplier of Electrical and Electronic Components

Click to view similar products for [Headers & Wire Housings](#) category:

Click to view products by [Harwin](#) manufacturer:

Other Similar products are found below :

[892-18-020-10-001101](#) [58102-G61-06LF](#) [582553-1](#) [0009485154](#) [009176003701906](#) [0050291907](#) [LY20-4P-DT1-P1E-BR](#) [02.125.8002.8](#)
[609-3404](#) [61062-3](#) [622-0430](#) [622-3653LF](#) [63453-116](#) [636-1030](#) [636-1427](#) [636-3427](#) [636-4007](#) [641938-9](#) [641991-4](#) [644827-2](#) [65817-010LF](#)
[65817-015LF](#) [65863-015LF](#) [66207-023LF](#) [67095-007LF](#) [67601157](#) [68648-049](#) [70.362.1628.0](#) [70-4210](#) [70-4226B](#) [70-4853B](#) [707-5020](#) [707-5028](#) [71.350.2428.0](#) [71918-208LF](#) [71961-016LF](#) [733-134](#) [733-162](#) [754199-000](#) [760-3052](#) [787-8014-00](#) [79531-3000](#) [FCN-360C032-B](#) [FCN-367T-T012/H](#) [FCN-723D010/2](#) [80.063.4001.1](#) [800-90-001-10-001000](#) [800-90-010-10-002000](#) [801-43-002-10-013000](#) [801-43-006-10-002000](#)