

# Customer Information Sheet

DRAWING No.: M80-706XXXX

IF IN DOUBT - ASK

(C)

NOT TO SCALE

THIRD ANGLE PROJECTION

ALL DIMENSIONS IN mm

**SPECIFICATIONS:**

**MATERIALS:**

MOULDING = POLYAMIDE 46 UL94V-0  
 CONTACT CLIP = BERYLLIUM COPPER  
 CONTACT SHELL = BRASS

**FINISH (ALL OVER NICKEL):**

01 = 3.5 - 5.0µm 100% TIN BODY, 0.30µm GOLD CLIP  
 05 = 0.25 - 0.30µm GOLD BODY, 0.30µm GOLD CLIP

**ELECTRICAL:**

CURRENT RATING AT 25°C = 3.0A MAX  
 CURRENT RATING AT 85°C = 2.2A MAX  
 VOLTAGE PROOF = 360V AC/DC

**CONTACT RESISTANCE:**

INITIAL = 20mΩ MAX  
 AFTER CONDITIONING = 25mΩ MAX

**INSULATION RESISTANCE:**

INITIAL = 1000MΩ MIN  
 AFTER CONDITIONING = 100MΩ MIN

**MECHANICAL:**

DURABILITY = 500 OPERATIONS  
 INSERTION FORCE = 2.8N MAX, 1.0N MIN  
 WITHDRAWAL FORCE = 1.8N MAX, 0.2N MIN

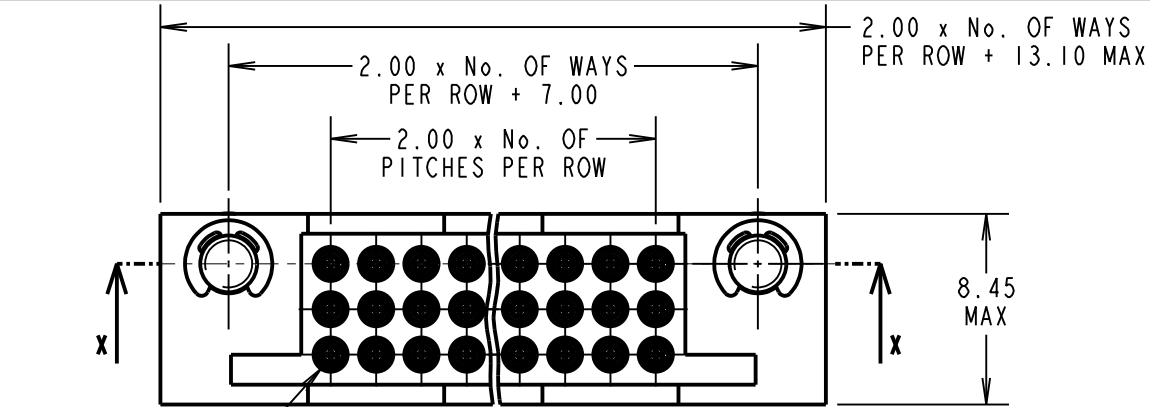
**ENVIRONMENTAL:**

TEMPERATURE RANGE = -55°C TO +125°C

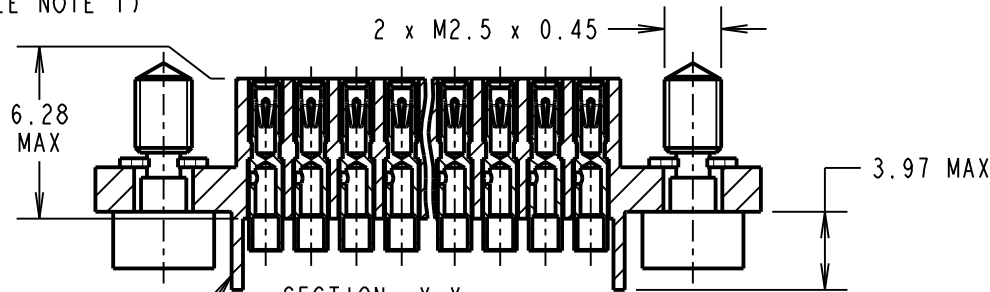
**PACKING:**

TRAYS

FOR COMPLETE SPECIFICATION, SEE  
 COMPONENT SPECIFICATION C017XX (LATEST ISSUE)



CONTACT No. 1  
 (SEE NOTE 1)



POTTING WALLS:  
 SEE ORDER CODE

ORDER CODE:

**M80-706XXXX**

TOTAL No. OF CONTACTS

27, 36, 45, 51, 63

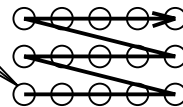
FINISH:

05 - GOLD BODY, GOLD CLIP  
 01 - 100% TIN BODY, GOLD CLIP

POTTING WALLS

BLANK - POTTING WALLS  
 A = REMOVE POTTING WALLS

No. 1 CONTACT (SEE NOTE 1)



**NOTES:**

- FROM No. 1 POSITION, CONTACTS NUMBERED IN SEQUENCE FROM LEFT TO RIGHT AND FROM BOTTOM ROW TO TOP ROW.
- RECOMMENDED WIRE TYPE = BS 3G 210 TYPE A, PTFE INSULATED, MAX INSULATION DIAMETER =  $\varnothing$ 1.10mm. STRIP WIRE BY 2.00mm.
- RECOMMENDED HAND CRIMP TOOL = M22520/2-01 WITH POSITIONER T5747. REFER TO TOOLING INSTRUCTION SHEET IS-01 FOR COMPLETE CRIMPING INSTRUCTIONS.
- CONTACT INSERTION AND EXTRACTION TOOL = Z80-280. REFER TO TOOLING INSTRUCTION SHEET IS-25 FOR ASSEMBLY INSTRUCTIONS.
- CONNECTOR SUPPLIED WITH CONTACTS LOOSE.

MGP	10	04.05.20	22344
NAME	ISS.	DATE	C/NOTE
APPROVED: MGP			
CHECKED: RP			
DRAWN: W. J. BOURNE			
CUSTOMER REF.:			
ASSEMBLY DRG:			

**HARWIN**

www.harwin.com  
 technical@harwin.com

THIS DRAWING AND ANY INFORMATION OR DESCRIPTIVE MATTER SET OUT HEREON ARE CONFIDENTIAL AND COPYRIGHT PROPERTY OF THE HARWIN GROUP AND MUST NOT BE DISCLOSED, LOANED, COPIED OR USED FOR MANUFACTURING, TENDERING OR FOR ANY OTHER PURPOSE WITHOUT THEIR WRITTEN PERMISSION.

**TOLERANCES**  
 X. =  $\pm$ 1mm  
 X.X =  $\pm$ 0.50mm  
 X.XX =  $\pm$ 0.20mm  
 X.XXX =  $\pm$ 0.01mm  
 ANGLES =  $\pm$ 5°  
 UNLESS STATED

**MATERIAL:**

SEE ABOVE

**FINISH:** SEE ABOVE

**S/AREA:** mm<sup>2</sup>

**TITLE:** 3-ROW DATAMATE  
 FEMALE CRIMP SOCKET ASSY  
 (LARGE BORE) + JACKSCREWS

**DRAWING NUMBER:**

**M80-706XXXX**

SHT  
 2 OF 2

## X-ON Electronics

Largest Supplier of Electrical and Electronic Components

*Click to view similar products for [Headers & Wire Housings](#) category:*

*Click to view products by [Harwin](#) manufacturer:*

Other Similar products are found below :

[892-18-020-10-001101](#) [58102-G61-06LF](#) [582553-1](#) [0009485154](#) [009176003701906](#) [0050291907](#) [LY20-4P-DT1-P1E-BR](#) [02.125.8002.8](#)  
[609-3404](#) [61062-3](#) [622-0430](#) [622-3653LF](#) [63453-116](#) [636-1030](#) [636-1427](#) [636-3427](#) [636-4007](#) [641938-9](#) [641991-4](#) [644827-2](#) [65817-010LF](#)  
[65817-015LF](#) [65863-015LF](#) [66207-023LF](#) [67095-007LF](#) [67601157](#) [68648-049](#) [70.362.1628.0](#) [70-4210](#) [70-4226B](#) [70-4853B](#) [707-5020](#) [707-](#)  
[5028](#) [71.350.2428.0](#) [71918-208LF](#) [71961-016LF](#) [733-134](#) [733-162](#) [754199-000](#) [760-3052](#) [787-8014-00](#) [79531-3000](#) [FCN-360C032-B](#) [FCN-](#)  
[367T-T012/H](#) [FCN-723D010/2](#) [80.063.4001.1](#) [800-90-001-10-001000](#) [800-90-010-10-002000](#) [801-43-002-10-013000](#) [801-43-006-10-002000](#)