

Customer Information Sheet

DRAWING No.: M80-708XXXX

SHEET 2 OF 2

IF IN DOUBT - ASK

(C)

NOT TO SCALE

THIRD ANGLE PROJECTION

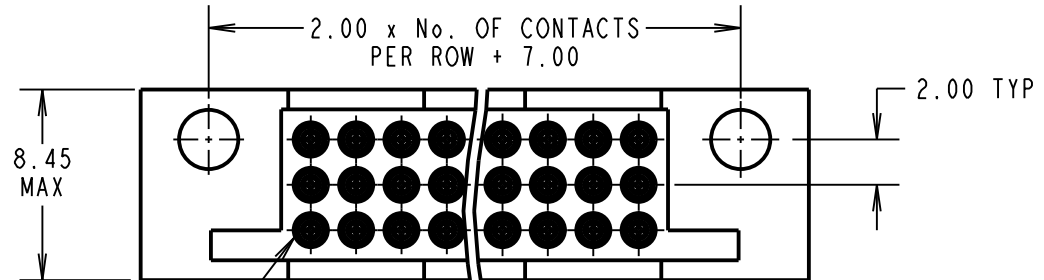
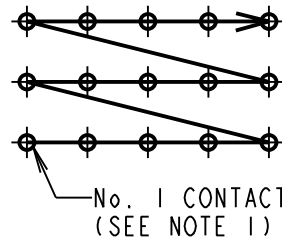
ALL DIMENSIONS IN mm

ORDER CODE: **M80-708XXXX**

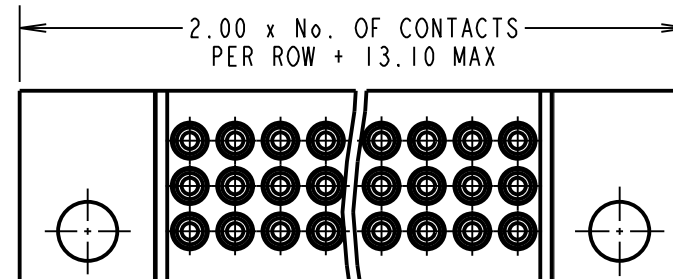
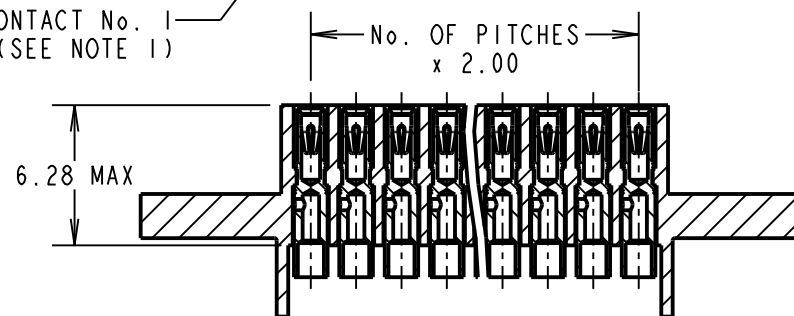
TOTAL No. OF CONTACTS:
27, 36, 45, 51, 63

FINISH:
01 = TIN SHELL, GOLD CLIP
05 = GOLD SHELL, GOLD CLIP

POTTING WALLS:
BLANK = POTTING WALLS RETAINED
A = POTTING WALLS REMOVED



CONTACT No. 1
(SEE NOTE 1)



SPECIFICATION:

MATERIAL:
MOULDING = POLYAMIDE 46 UL94V-0, BLACK
CONTACT CLIP = BERYLLIUM COPPER
CONTACT BODY = COPPER ALLOY
FINISH (ALL OVER NICKEL):
01 = 4µm TIN BODY, 0.30µm GOLD CLIP
05 = 0.28µm GOLD BODY, 0.30µm GOLD CLIP

ELECTRICAL:
CURRENT RATING AT 25°C = 3.0A MAX
CURRENT RATING AT 85°C = 2.2A MAX
VOLTAGE PROOF = 360V AC/DC
CONTACT RESISTANCE (INITIAL) = 20mΩ MAX
CONTACT RESISTANCE (AFTER CONDITIONING) = 25mΩ MAX
INSULATION RESISTANCE (INITIAL) = 1000MΩ MIN
INSULATION RESISTANCE (AFTER CONDITIONING) = 100MΩ MIN

MECHANICAL:
INSERTION FORCE = 2.8N MAX, 1.0N MIN
WITHDRAWAL FORCE = 1.8N MAX, 0.2N MIN
DURABILITY = 500 OPERATIONS

ENVIRONMENTAL:
OPERATING TEMPERATURE = -55°C TO +125°C

PACKING:
TRAYS
FOR COMPLETE SPECIFICATION, SEE COMPONENT SPECIFICATION C005XX (LATEST ISSUE)

NOTES:

- FROM No. 1 POSITION, CONTACTS NUMBERED IN SEQUENCE FROM RIGHT TO LEFT AND FROM BOTTOM ROW TO TOP ROW.
- FOR EXTRA CONTACTS, USE PART NUMBER M80-0130005 FOR M80-708XX05 AND M80-0130001 FOR M80-708XX01.
- RECOMMENDED HAND CRIMP TOOL = M22520/2-01 WITH POSITIONER T5747. REFER TO INSTRUCTION SHEET IS-01 FOR COMPLETE CRIMPING INSTRUCTIONS.
- RECOMMENDED WIRE TYPE = BS 3G 210 TYPE A, PTFE INSULATED, 24-28AWG, MAX INSULATION DIAMETER = Ø1.10mm. STRIP WIRE BY 2.00mm.
- CONTACT INSERTION AND EXTRACTION TOOL = Z80-280. REFER TO INSTRUCTION SHEET IS-25 FOR ASSEMBLY INSTRUCTIONS.

SB	11	02.02.12	11642
NAME	ISS.	DATE	C/NOTE
APPROVED: S.BENNETT			
CHECKED: M.G.PLESTED			
DRAWN: I. SANDY			
CUSTOMER REF.:			
ASSEMBLY DRG:			

HARWIN

www.harwin.com
technical@harwin.com

THIS DRAWING AND ANY INFORMATION OR DESCRIPTIVE MATTER SET OUT HEREON ARE CONFIDENTIAL AND COPYRIGHT PROPERTY OF THE HARWIN GROUP AND MUST NOT BE DISCLOSED, LOANED, COPIED OR USED FOR MANUFACTURING, TENDERING OR FOR ANY OTHER PURPOSE WITHOUT THEIR WRITTEN PERMISSION.

TOLERANCES
X. = ±1mm
X.X = ±0.25mm
X.XX = ±0.10mm
X.XXX = ±0.01mm
ANGLES = ±5°
UNLESS STATED

MATERIAL:
SEE ABOVE
FINISH: SEE ABOVE
S/AREA: mm²

TITLE: 3-ROW DATAMATE FEMALE CRIMP TAIL ASSY (24-28 AWG)
DRAWING NUMBER: M80-708XXXX

SHT
2 OF 2

X-ON Electronics

Largest Supplier of Electrical and Electronic Components

Click to view similar products for [Headers & Wire Housings](#) category:

Click to view products by [Harwin](#) manufacturer:

Other Similar products are found below :

[892-18-020-10-001101](#) [58102-G61-06LF](#) [582553-1](#) [0009485154](#) [009176003701906](#) [0050291907](#) [LY20-4P-DT1-P1E-BR](#) [02.125.8002.8](#)
[609-3404](#) [61062-3](#) [622-0430](#) [622-3653LF](#) [63453-116](#) [636-1030](#) [636-1427](#) [636-3427](#) [636-4007](#) [641938-9](#) [641991-4](#) [644827-2](#) [65817-010LF](#)
[65817-015LF](#) [65863-015LF](#) [66207-023LF](#) [67095-007LF](#) [67601157](#) [68648-049](#) [70.362.1628.0](#) [70-4210](#) [70-4226B](#) [70-4853B](#) [707-5020](#) [707-5028](#) [71.350.2428.0](#) [71918-208LF](#) [71961-016LF](#) [733-134](#) [733-162](#) [754199-000](#) [760-3052](#) [787-8014-00](#) [79531-3000](#) [FCN-360C032-B](#) [FCN-367T-T012/H](#) [FCN-723D010/2](#) [80.063.4001.1](#) [800-90-001-10-001000](#) [800-90-010-10-002000](#) [801-43-002-10-013000](#) [801-43-006-10-002000](#)