

Customer Information Sheet

DRAWING No.: M80-716XXXX

IF IN DOUBT - ASK

(C)

NOT TO SCALE

THIRD ANGLE PROJECTION

ALL DIMENSIONS IN mm

SPECIFICATIONS:

MATERIAL:

MOULDING = POLYAMIDE 46 UL94V-0
 CONTACTS = COPPER ALLOY
 JACKSCREWS = STAINLESS STEEL, CIRCLIP = SPRING STEEL

FINISH:

CONTACTS:
 01 = 2.5 - 3.0µ 100% TIN OVER NICKEL BODY,
 0.30µ GOLD CLIP
 05 = 0.25 - 0.30µ GOLD BODY, 0.30µ GOLD CLIP
 CIRCLIP = ZINC & PASSIVATE

ELECTRICAL:

CURRENT RATING AT 25°C = 3.0A MAX (SMALL)
 15.0A MAX (LARGE)
 CURRENT RATING AT 85°C = 2.2A MAX (SMALL)
 11.0A MAX (LARGE)

VOLTAGE PROOF = 360V AC/DC

CONTACT RESISTANCE:

INITIAL = 20mΩ MAX
 AFTER CONDITIONING = 25mΩ MAX

INSULATION RESISTANCE:

INITIAL = 1000MΩ MIN
 AFTER CONDITIONING = 100MΩ MIN

MECHANICAL:

DURABILITY = 500 OPERATIONS
 INSERTION FORCE = 2.8N MAX, 1.0N MIN
 WITHDRAWAL FORCE = 1.8N MAX, 0.2N MIN

ENVIRONMENTAL:

TEMPERATURE RANGE = -55°C TO +125°C

PACKING:

TRAYS
 FOR COMPLETE SPECIFICATION, SEE COMPONENT SPECIFICATION C017XX (LATEST ISSUE)

NOTES:

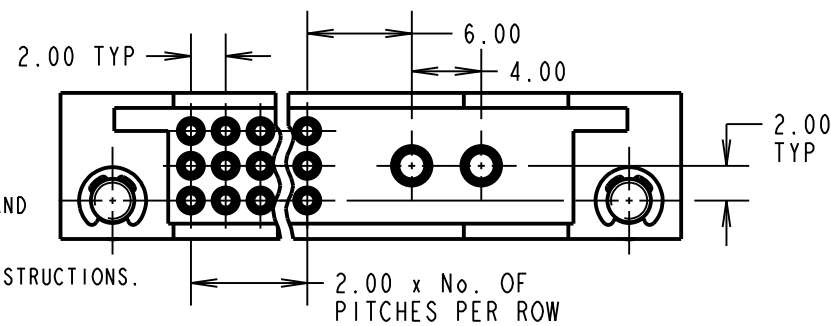
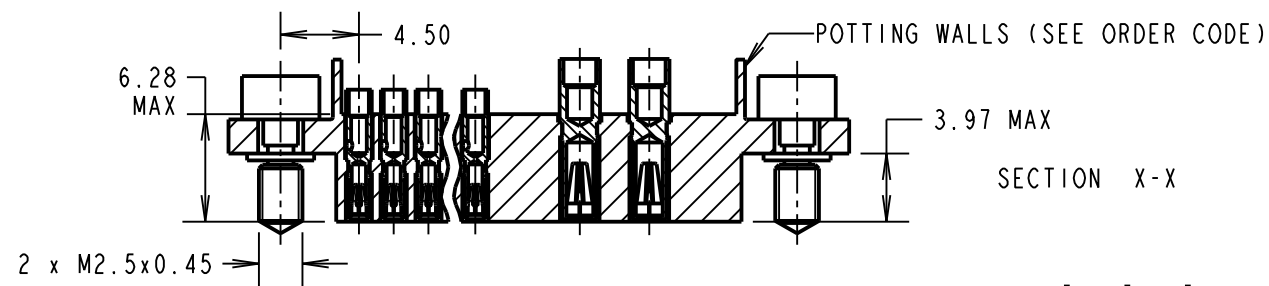
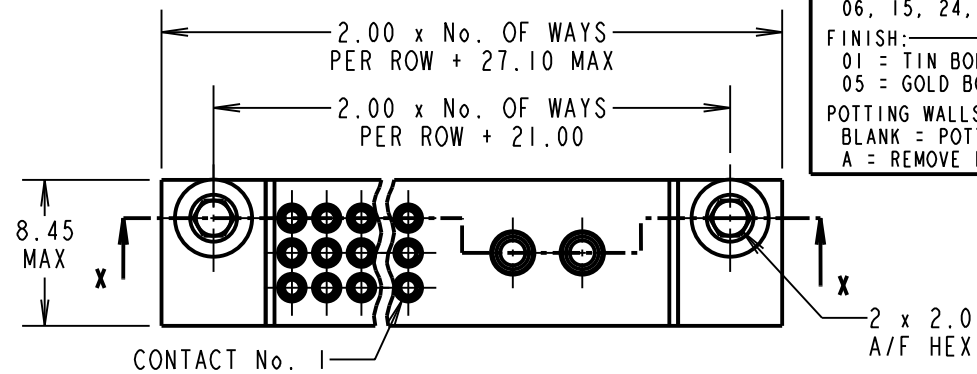
- FROM No. 1 POSITION, CONTACTS NUMBERED IN SEQUENCE FROM RIGHT TO LEFT AND FROM BOTTOM ROW TO TOP ROW.
- CONNECTOR SUPPLIED UN-ASSEMBLED.
- RECOMMENDED WIRE FOR SMALL CRIMPS = 22AWG PTFE INSULATED WIRE TO BS 3G 210 TYPE A, MAX INSULATION DIAMETER = \varnothing 1.10mm. RECOMMENDED WIRE FOR LARGE CRIMPS = 18 & 20AWG PTFE INSULATED WIRE TO BS 3G 210 TYPE A.
- FOR EXTRA CONTACTS, USE PART NUMBER M80-0110005 FOR M80-716XX05 AND M80-0110001 FOR M80-716XX01.
- RECOMMENDED HAND CRIMP TOOL = M22520/2-01 WITH POSITIONER T5747. REFER TO TOOLING INSTRUCTION SHEET IS-01 FOR COMPLETE CRIMPING INSTRUCTIONS.
- CONTACT INSERTION AND EXTRACTION TOOL = Z80-280. REFER TO TOOLING INSTRUCTION SHEET IS-25 FOR ASSEMBLY INSTRUCTIONS.

ORDER CODE: M80-716XXXX

No. OF SMALL CONTACTS: _____
 06, 15, 24, 30, 42

FINISH: _____
 01 = TIN BODY, GOLD CLIP
 05 = GOLD BODY, GOLD CLIP

POTTING WALLS: _____
 BLANK = POTTING WALLS
 A = REMOVE POTTING WALLS



SB	8	22.07.11	11376
NAME	ISS.	DATE	C/NOTE
APPROVED: S.BENNETT			
CHECKED: M.G.PLESTED			
DRAWN: J. CLAY			
CUSTOMER REF.:			
ASSEMBLY DRG:			

HARWIN

THIS DRAWING AND ANY INFORMATION OR DESCRIPTIVE MATTER SET OUT HEREON ARE CONFIDENTIAL AND COPYRIGHT PROPERTY OF THE HARWIN GROUP AND MUST NOT BE DISCLOSED, LOANED, COPIED OR USED FOR MANUFACTURING, TENDERING OR FOR ANY OTHER PURPOSE WITHOUT THEIR WRITTEN PERMISSION.

TOLERANCES
 X. = ±1mm
 X.X = ±0.25mm
 X.XX = ±0.10mm
 X.XXX = ±0.01mm
 ANGLES = ±5°
 UNLESS STATED

MATERIAL:
 SEE ABOVE
FINISH: SEE ABOVE
S/AREA: mm²

TITLE: 3-ROW 2mm PITCH FEMALE CRIMP + POWER SOCKET ASSY (LARGE BORE) + JACKSCREWS
DRAWING NUMBER: M80-716XXXX
SHT 2 **OF** 2

HARWIN USA TEL: 603 893 5376 FAX: 603 893 5396 mis@harwin.com	HARWIN Europe (UK) TEL: 023 9231 4545 FAX: 023 9231 4590 mis@harwin.co.uk	HARWIN Asia TEL: +65 6 779 4909 FAX: +65 6 779 3868 mis@harwin.com.sg
---	---	---

X-ON Electronics

Largest Supplier of Electrical and Electronic Components

Click to view similar products for [Power to the Board](#) category:

Click to view products by [Harwin](#) manufacturer:

Other Similar products are found below :

[6450171-4](#) [6450552-7](#) [6600323-8](#) [6643429-1](#) [6646040-2](#) [6651939-1](#) [6766604-1](#) [120959-1](#) [1393557-2](#) [1393532-2](#) [1393532-3](#) [1393532-4](#)
[1393557-1](#) [1600812-5](#) [1-6450861-2](#) [1744132-7](#) [1761122-1](#) [1766250-1](#) [1892109-1](#) [2-6450860-5](#) [2-6450870-0](#) [1-6450161-4](#) [1-6450850-6](#) [1-](#)
[6450869-6](#) [1645526-2](#) [1-6600130-0](#) [2005243-2](#) [TE34-12-16P-F0](#) [5-6450830-6](#) [5646956-4](#) [4-6450830-9](#) [4-6600333-3](#) [10125416-4050LF](#)
[6600320-3](#) [3-6450860-5](#) [1888123-2](#) [6450166-1](#) [6643978-1](#) [6766605-1](#) [N11444](#) [6651938-1](#) [6450810-7](#) [46437-1112](#) [1-1589677-8](#) [5646956-5](#)
[6450813-2](#) [6450129-4](#) [1645523-1](#) [PSS-06-01-T-S](#) [0465621864](#)