

# Customer Information Sheet

DRAWING No.: M80-881XXXX

SHEET 2 OF 2

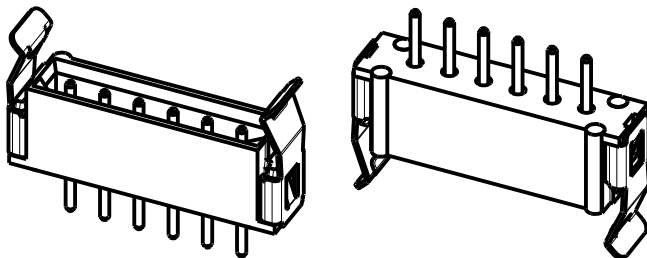
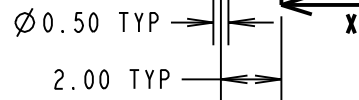
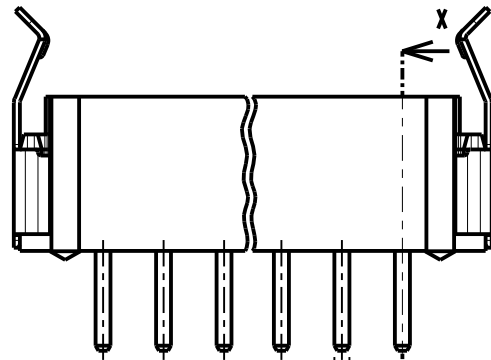
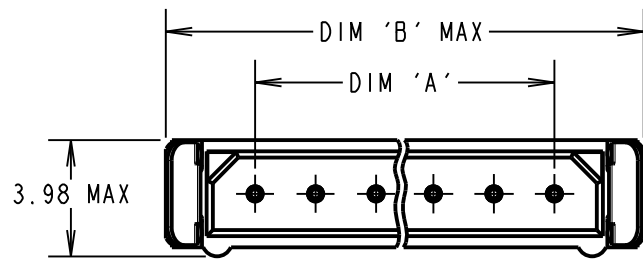
IF IN DOUBT - ASK

(C)

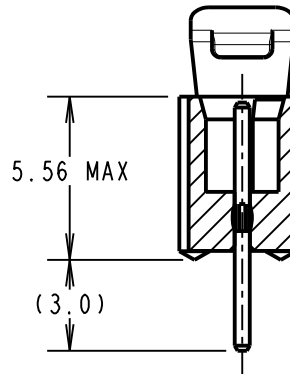
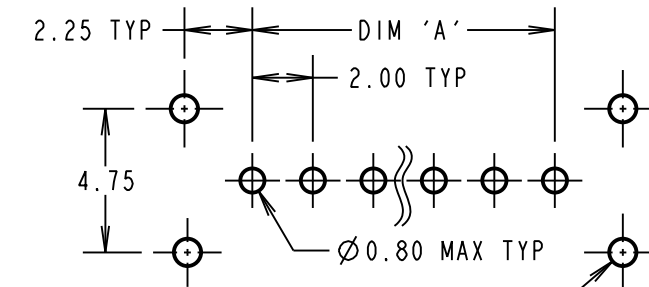
NOT TO SCALE

THIRD ANGLE PROJECTION

ALL DIMENSIONS IN mm



## RECOMMENDED PCB LAYOUT



SECTION X-X

## SPECIFICATIONS:

MATERIAL:  
 Moulding = GLASS-FILLED POLYAMIDE 46,  
 UL94V-0, BLACK  
 CONTACTS = PHOSPHOR BRONZE  
 LATCHES = BERYLLIUM COPPER  
 FINISH:  
 22 = 0.75µ GOLD ON CONTACT AREA,  
 3µ 90/10 TIN/LEAD ON TAILS  
 42 = 0.75µ GOLD ON CONTACT AREA,  
 3.0µ 100% TIN OVER NICKEL ON TAILS  
 45 = 0.75µ GOLD

ELECTRICAL:  
 CURRENT RATING AT 25°C = 3.0A MAX  
 CURRENT RATING AT 85°C = 2.2A MAX  
 WORKING VOLTAGE = 800V AC/DC  
 VOLTAGE PROOF = 1200V AC/DC  
 CONTACT RESISTANCE = 25 mΩ MAX  
 INSULATION RESISTANCE = 100 MΩ MIN

MECHANICAL:  
 DURABILITY = 500 OPERATIONS  
 INSERTION FORCE (Ø0.5mm GAUGE) = 2.8N MAX  
 WITHDRAWAL FORCE (Ø0.5mm GAUGE) = 0.2N MIN

ENVIRONMENTAL:  
 TEMPERATURE RANGE = -55°C TO +125°C  
 PACKING:  
 TUBE

FOR COMPLETE SPECIFICATION, SEE COMPONENT SPECIFICATION C005XX (LATEST ISSUE)

## NOTES:

- 2-OFF STRAIN RELIEF STRAPS M80-0030006 MAY BE USED WITH EACH CONNECTOR.

## ORDER CODE:

**M80-881XXXX**

## TOTAL No. OF CONTACTS

02, 03, 04, 05,  
 06, 07, 17, 22

## FINISH

22 - SELECTIVE GOLD + TIN/LEAD  
 42 - SELECTIVE GOLD / 100% TIN  
 45 - GOLD

PART No.	No. OF CONTACTS	DIM 'A'	DIM 'B'
M80-88102XX	2	2.00	8.10
M80-88103XX	3	4.00	10.10
M80-88104XX	4	6.00	12.10
M80-88105XX	5	8.00	14.10
M80-88106XX	6	10.00	16.10
M80-88107XX	7	12.00	18.10
M80-88117XX	17	32.00	38.10
M80-88122XX	22	42.00	48.10

SB	6	06.03.12	11672
NAME	ISS.	DATE	C/NOTE

APPROVED: S.BENNETT

CHECKED: S.FLOWER

DRAWN: B. M. KENT

CUSTOMER REF.:

ASSEMBLY DRG:

# HARWIN

www.harwin.com  
 technical@harwin.com

THIS DRAWING AND ANY INFORMATION OR DESCRIPTIVE MATTER SET OUT HEREON ARE CONFIDENTIAL AND COPYRIGHT PROPERTY OF THE HARWIN GROUP AND MUST NOT BE DISCLOSED, LOANED, COPIED OR USED FOR MANUFACTURING, TENDERING OR FOR ANY OTHER PURPOSE WITHOUT THEIR WRITTEN PERMISSION.

TOLERANCES  
 X. = ±1mm  
 X.X = ±0.25mm  
 X.XX = ±0.10mm  
 X.XXX = ±0.01mm  
 ANGLES = ±5°  
 UNLESS STATED

MATERIAL:

SEE ABOVE

FINISH: SEE ABOVE

S/AREA: mm<sup>2</sup>

TITLE: DATAMATE SIL VERTICAL  
 PC-TAIL MALE  
 FRICTION LATCH

DRAWING NUMBER:

**M80-881XXXX**

SHT  
 2 OF 2

## X-ON Electronics

Largest Supplier of Electrical and Electronic Components

*Click to view similar products for [Headers & Wire Housings](#) category:*

*Click to view products by [Harwin](#) manufacturer:*

Other Similar products are found below :

[892-18-020-10-001101](#) [58102-G61-06LF](#) [582553-1](#) [0009485154](#) [009176003701906](#) [0050291907](#) [LY20-4P-DT1-P1E-BR](#) [02.125.8002.8](#)  
[609-3404](#) [61062-3](#) [622-0430](#) [622-3653LF](#) [63453-116](#) [636-1030](#) [636-1427](#) [636-3427](#) [636-4007](#) [641938-9](#) [641991-4](#) [644827-2](#) [65817-010LF](#)  
[65817-015LF](#) [65863-015LF](#) [66207-023LF](#) [67095-007LF](#) [67601157](#) [68648-049](#) [70.362.1628.0](#) [70-4210](#) [70-4226B](#) [70-4853B](#) [707-5020](#) [707-5028](#) [71.350.2428.0](#) [71918-208LF](#) [71961-016LF](#) [733-134](#) [733-162](#) [754199-000](#) [760-3052](#) [787-8014-00](#) [79531-3000](#) [FCN-360C032-B](#) [FCN-367T-T012/H](#) [FCN-723D010/2](#) [80.063.4001.1](#) [800-90-001-10-001000](#) [800-90-010-10-002000](#) [801-43-002-10-013000](#) [801-43-006-10-002000](#)