


# HATCH LED DRIVERS



## GENERAL INFORMATION

LED Driver Type	Constant Current (Class 2)
Maximum Wattage	12 Watts
Input Voltage	120 VAC $\pm$ 10% Dedicated or 120-277 VAC Universal
Input Frequency	50/60Hz
Total Harmonic Distortion	<20%

## CASE STYLE B: POLYCARBONATE



## ELECTRICAL SPECIFICATIONS

Watts	Rated Current	Output Voltage	Dimming Type	Input Voltage	Input Power	Input Current	Power Factor	Efficiency	Hatch Part Number
<b>0-10V Dimming</b>									
12W	350mA	17-34 VDC	0-10V Dimming	120-277 VAC	15W	0.13/0.07A	>0.90	79%	LC12-0350Z-UNV-B
	500mA	12-24 VDC	0-10V Dimming	120-277 VAC	15W	0.13/0.07A	>0.90	80%	LC12-0500Z-UNV-B
	700mA	10-17 VDC	0-10V Dimming	120-277 VAC	15W	0.13/0.07A	>0.90	80%	LC12-0700Z-UNV-B
	*260mA	23-46 VDC	Phase Dimming	120 VAC	14W	0.14A	>0.90	78%	*LC12-0260P-120-B
	350mA	17-34 VDC	Phase Dimming	120 VAC	15W	0.14A	>0.90	80%	LC12-0350P-120-B
	500mA	12-24 VDC	Phase Dimming	120 VAC	15W	0.14A	>0.90	79%	LC12-0500P-120-B
	700mA	8-17 VDC	Phase Dimming	120 VAC	15W	0.14A	>0.90	78%	LC12-0700P-120-B

## PRODUCT FEATURES

- Short circuit and overload protection
- Suitable for dry and damp locations
- Withstanding voltage: I/P - O/P 2.8kVDC, 2mA
- Operating Temperature range: -40°C to 90°C (measured at Tcase)
- MTBF (phase dim): 570,000 hours @ 40°C ambient (-70°C case temp)
- MTBF (0-10 dim): 343,000 hours @ 40°C ambient (-70°C case temp)
- Surge voltage rating: L-N 2kV
- Output Current tolerance +/- 5% @ 25°C
- Inrush Current: <20A Max @ 120VAC, cold start 25°C

## APPROVALS

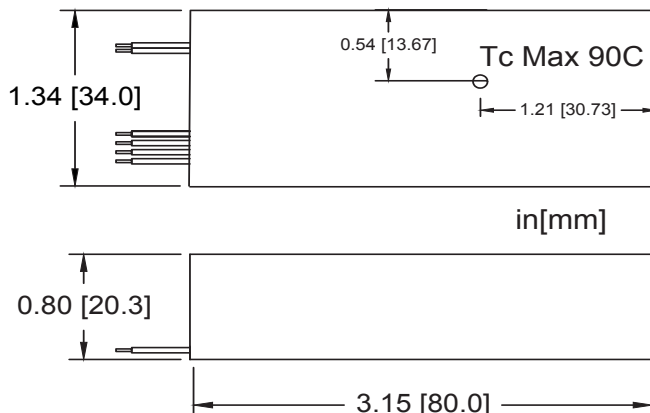
\*Class 2 US Only

- UL 8750 recognized component
- EN61000-3-2
- EMC: Meets FCC47 CFR Part 15 (Class B) consumer limits



TYPE  
HL

## MECHANICAL SPECIFICATIONS: CASE STYLE C



## DIMENSIONS [IN/MM]

Length:	3.14 [79.8]
Width:	1.33 [33.8]
Height:	0.80 [20.3]

## WIRING INFORMATION

Input:	12", Black (L), White (N) #18AWG
Output:	12", Red (+), Blue (-) #18AWG

## PACKAGING INFORMATION

Weight:	4.0 oz
Quantity:	160pc/carton

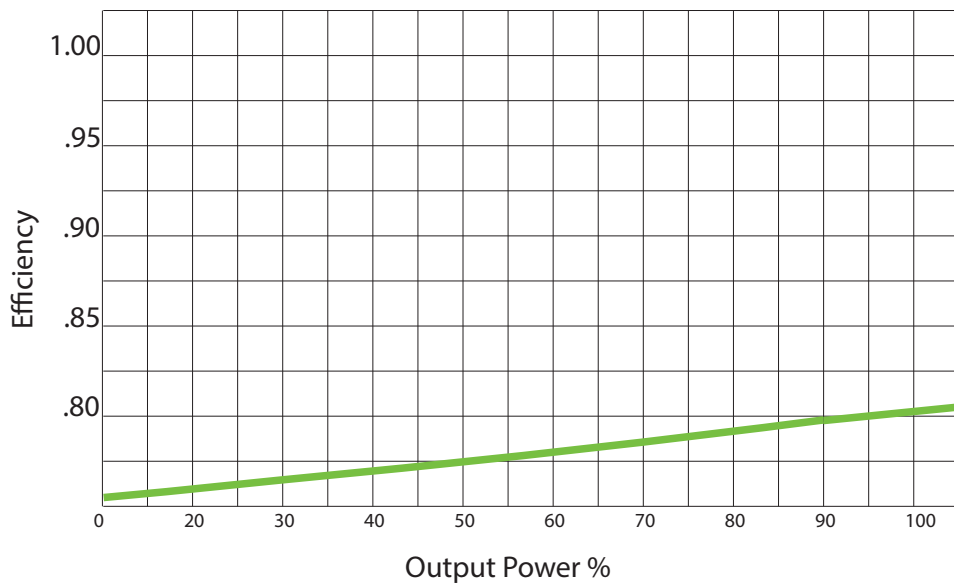
## WARRANTY

- 5 year limited warranty

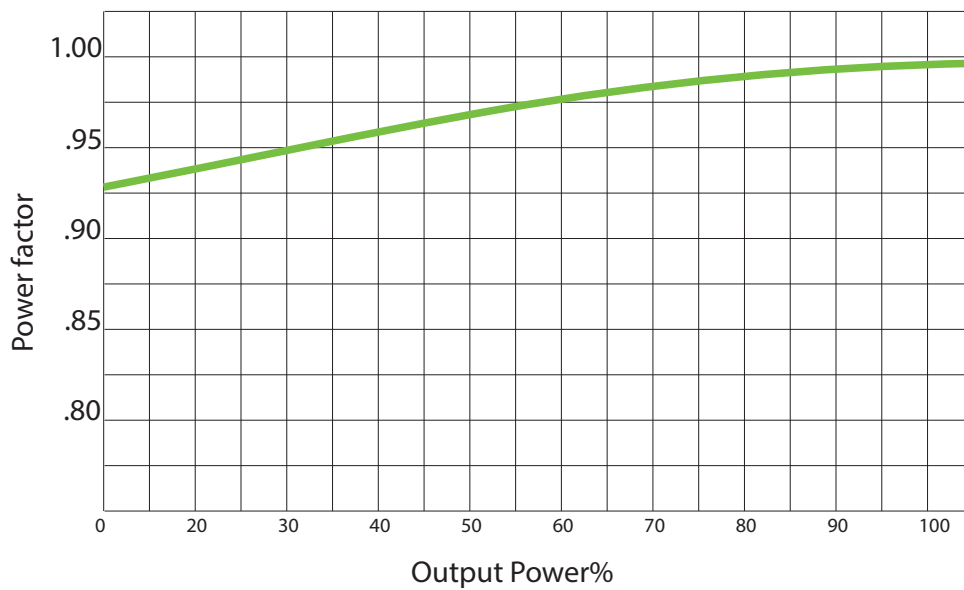
Specifications subject to change without notice.

### PERFORMANCE CURVES

Efficiency vs. Output Power

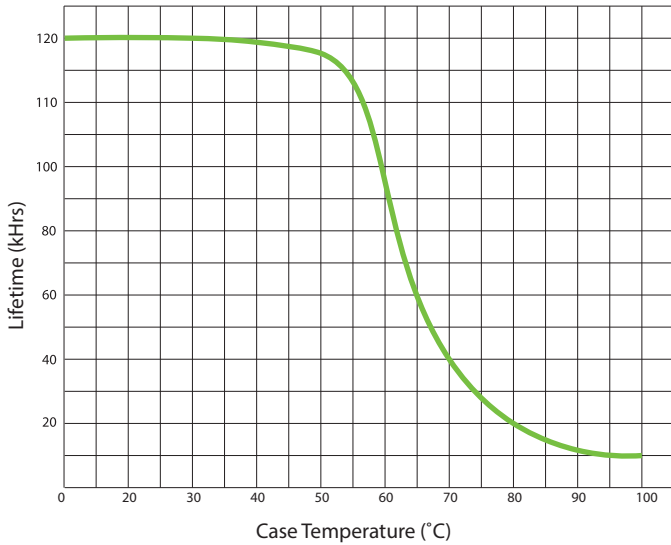


Power Factor vs. Output Power

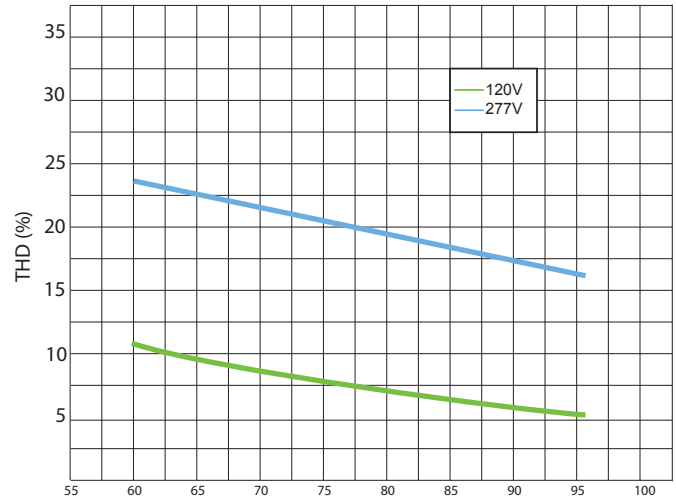


### PERFORMANCE CURVES

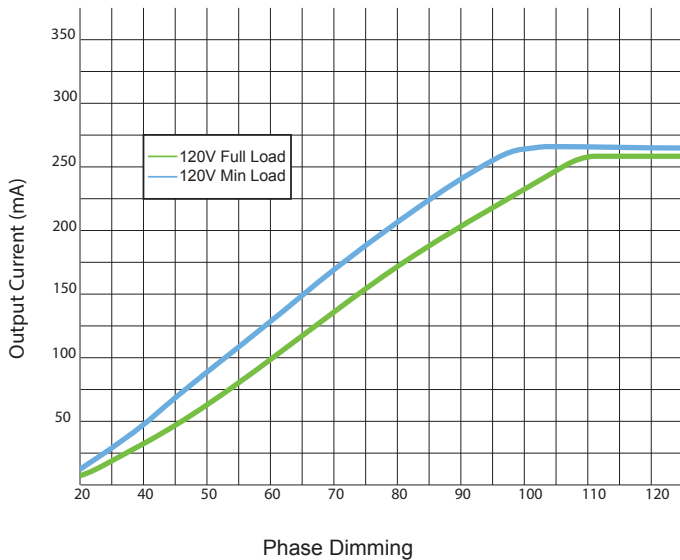
Lifetime vs. Case Temperature



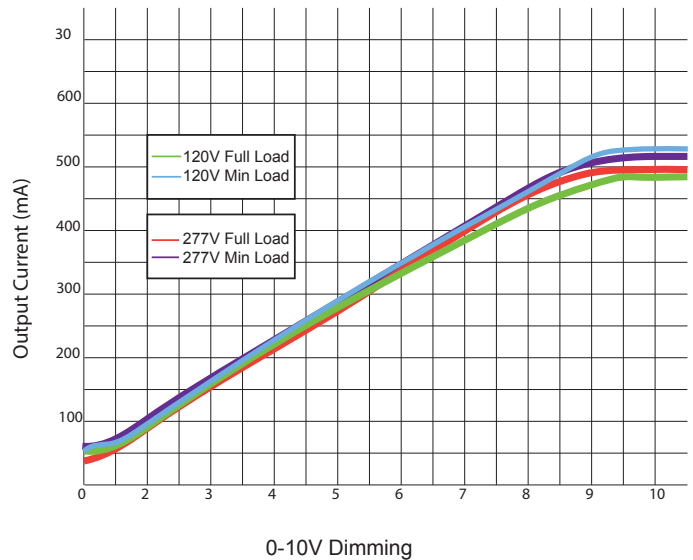
THD vs Output Power



Dimming Curve



Dimming Curve



## X-ON Electronics

Largest Supplier of Electrical and Electronic Components

*Click to view similar products for [LED Power Supplies](#) category:*

*Click to view products by [Hatch Lighting](#) manufacturer:*

Other Similar products are found below :

[ESS015W-1000-12](#) [PDA-WIFI](#) [PIFC-K250F](#) [PITB-K222A](#) [ALD-514012PJ134](#) [LB240S24KH](#) [LMH020-SPLC-0000-0000001](#) [LMD600-0100-C1A7-7030000](#) [79534](#) [79535](#) [EUG-200S210DT](#) [ESS030W-1050-21](#) [ESS030W-0900-32](#) [BPOXL 4-12-035](#) [ESS010W-0350-24](#) [ESS010W-0200-42](#) [ESM060W-1400-42](#) [PDA080B-1A0G](#) [PDA150B-S1A5G](#) [SLM140W-1.05-130-ZA](#) [ESS015W-0700-18](#) [EUD-150S350DVA](#) [LWA320-C420-ARK-B](#) [HVG-240-48AB](#) [HVG-320-36AB](#) [HVG-320-54AB](#) [ELG-240-C1400AB](#) [EUK-150S105DV](#) [BXCS-12Z-N2P-B1-A](#) [BXPR-WN-01-A](#) [LN1224CV](#) [BXCS-12D-N2P-01-A](#) [BXCS-12W-N2P-01-A](#) [HBG-160-24AB](#) [980100001200394](#) [980060001200376](#) [LC 14W 250-350MA FLEXC R ADV2](#) [LC 24W 500-600MA FLEXC R ADV2](#) [LC 36W 850-900MA FLEXC R ADV2](#) [LC 18W 24V ONE4ALL SC PRE](#) [LC 50W 200-350ML 170V FLEXC LP SNC4](#) [LC 25W 200-350ML 70V FLEXC LP SNC4](#) [LC 35W 200-350ML 121V FLEXC LP SNC4](#) [LCBI 10W 350MA PHASE-CUT/1-10V LP](#) [LC 13W 300MA FIXC C SNC](#) [LC 10W 250MA FIXC SC SNC2](#) [LC 35W 800MA FIXC SR ADV2](#) [LC 38W 900MA FIXC SR ADV2](#) [LC 34W 800MA FIXC SC ADV2](#) [LC 44W 1050MA FIXC SC ADV2](#)