

LV SERIES

CONSTANT VOLTAGE LED DRIVERS

CONSTANT VOLTAGE DIMMING LED DRIVER CASE: RR & II METAL (WITH WIRING COMPARTMENT)



GENERAL INFORMATION

LED Drive Type	Constant Voltage Class 2
Input Voltage	120V - 277V
Input Frequency	50/60Hz
Power Factor @ Full Load	>0.94 @ 80%-100% Load
Efficiency @ Full Load	84% Min
Start-Up Time	<0.5s 100W; <1.0s 60W
Dimming	Triac/ELV, 0-10V (5%, Dim-to-off)
Line Regulation	5%
Load Regulation (Max Load)	5%
Voltage Tolerance	5%
Output Overload Protection	Hiccup Mode
Output Short-Circuit Protection	Hiccup Mode
Over Temperature Protection	Auto Recovery
EMI Compliance	FCC Part 15 Class B

ENVIRONMENTAL SPECIFICATIONS

Minimum Operating Temp.	-40°C
Maximum Case Temp.	+90°C
Maximum Storage Temp.	+85°C
Maximum Relative Humidity	95% Non-condensing
Transient Protection	2.5kV
UL Environment Rating	Dry & Damp
Sound Rating	Class A

APPROVALS



WARRANTY

- 5 year limited warranty

ELECTRICAL SPECIFICATIONS

Max. Power (W)	Output Voltage (VDC)	Output Current (A)	THD @ Full Load (120/277V)	Input Current (A)(120/277V)	Part Number
96W	24V	4.0A	<20%	1.05A/0.45A	LV96-24T-UNV-II
60W	12V	5.0A		0.63A/0.20A	LV60-12T-UNV-RR*
60W	24V	2.5A		0.63A/0.20A	LV60-24T-UNV-RR

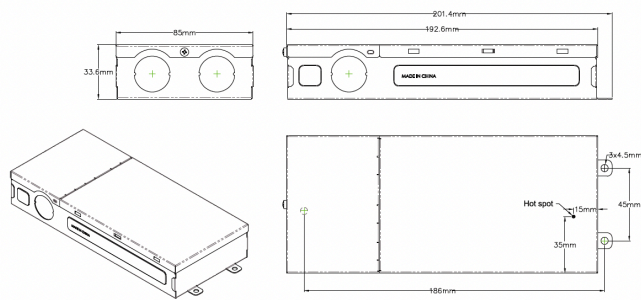
* Made to Order only

LV SERIES

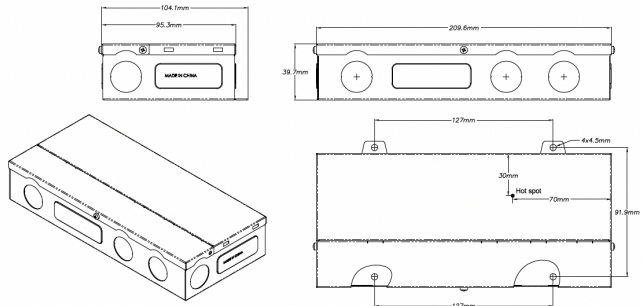
CONSTANT VOLTAGE LED DRIVERS

SIZING INFORMATION

60W Dimensions



96W Dimensions



Always confirm fit with a physical sample.
Specifications subject to change without notice.

WIRING INFORMATION

Input	8" Black (L), White (N), Green (GND) #18AWG
Output	8" Red (+), Blue (-) #18AWG
Dimming	8" Purple (+), Pink (-) #18AWG


60W PACKAGING INFORMATION

Weight	1.6lb
Quantity	20pcs/carton

96W PACKAGING INFORMATION

Weight	2.20lb
Quantity	15pcs/carton

60W



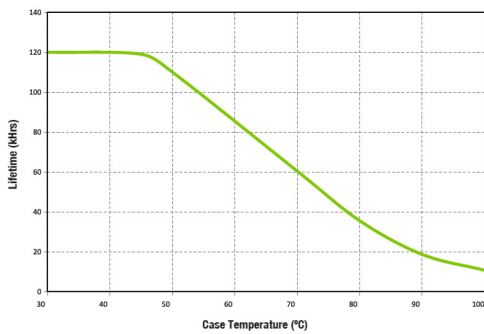
96W

LV SERIES

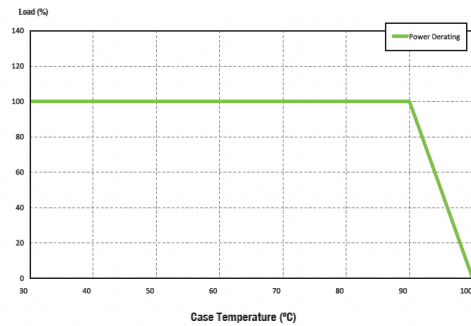
CONSTANT VOLTAGE LED DRIVERS

60W PLOT DATA

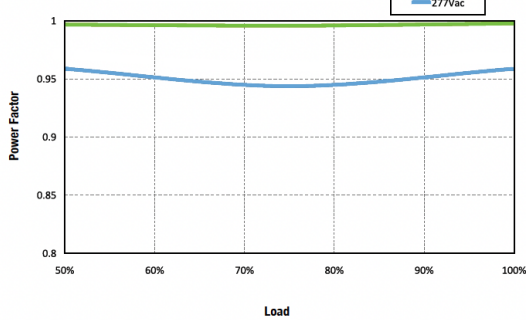
Lifetime vs Case Temperature



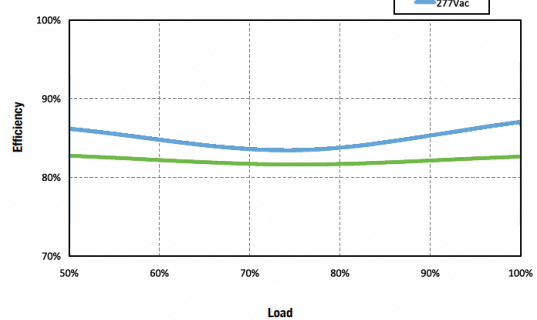
Power Derating vs Case Temperature



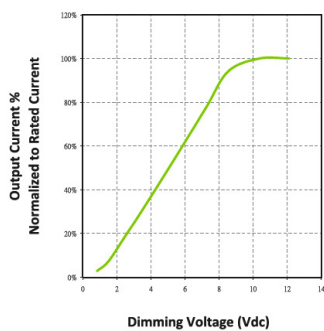
Power Factor vs Load
(LV60-24T-UNV-RR)



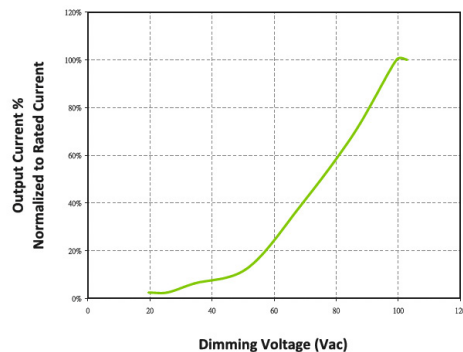
Efficiency vs Load
(LV60-24T-UNV-RR)



0-10V Dimming Curve (Full Load)



Triac Dimming Curve (Full Load)

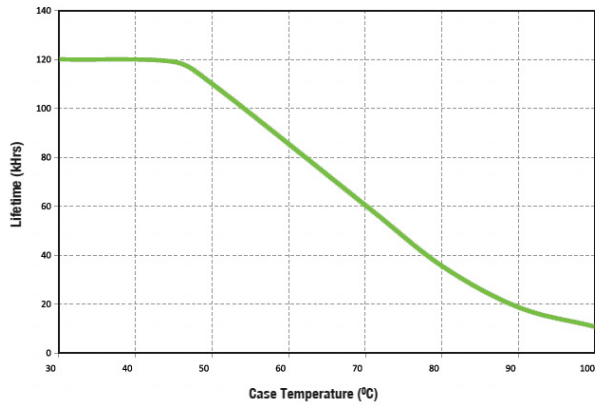


LV SERIES

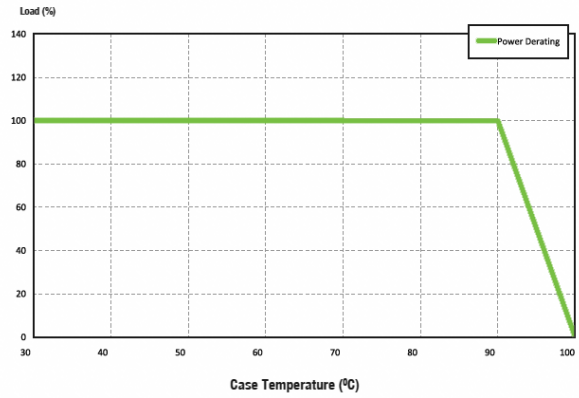
CONSTANT VOLTAGE LED DRIVERS

100W PLOT DATA

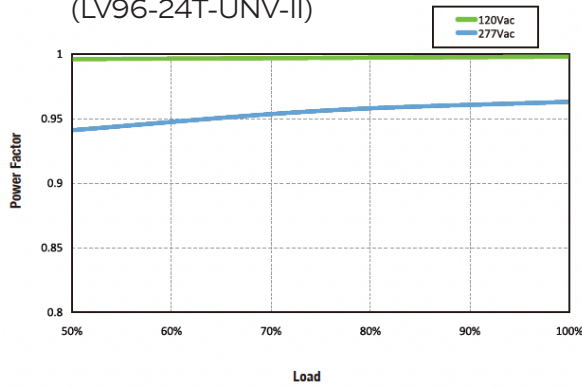
Lifetime vs Case Temperature



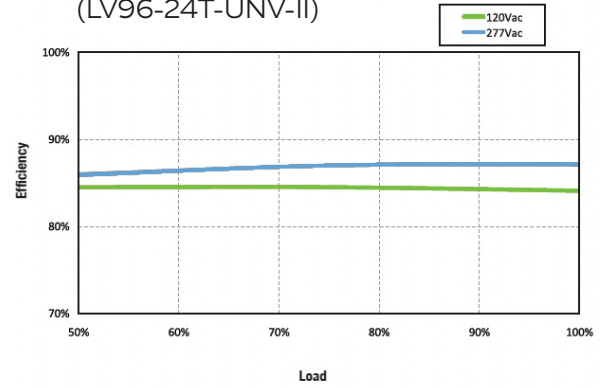
Power Derating vs Case Temperature



Power Factor vs Load
(LV96-24T-UNV-II)



Efficiency vs Load
(LV96-24T-UNV-II)

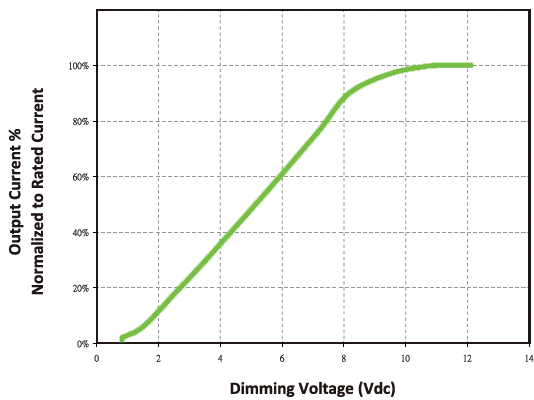


LV SERIES

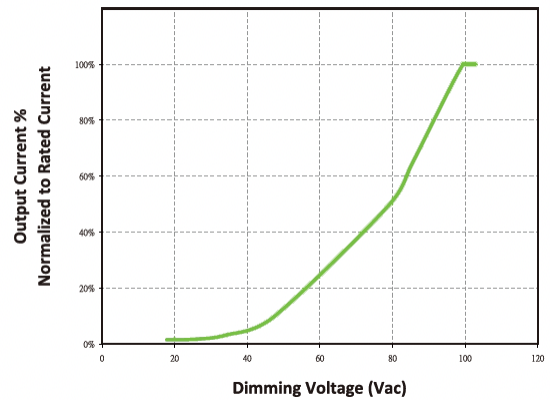
CONSTANT VOLTAGE LED DRIVERS

100W PLOT DATA

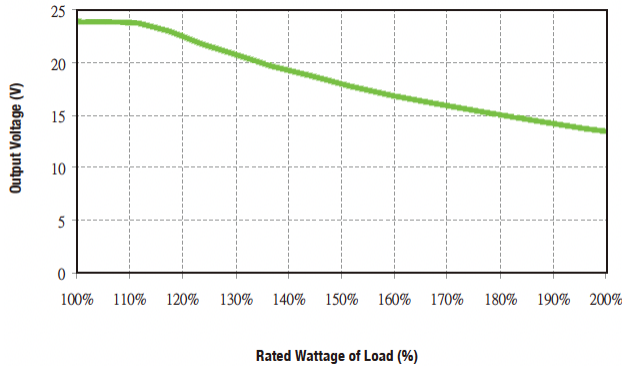
O-10V Dimming Curve (Full Load)



Triac Dimming Curve (Full Load)



Output Foldback / Overload Curve



X-ON Electronics

Largest Supplier of Electrical and Electronic Components

Click to view similar products for [LED Power Supplies](#) category:

Click to view products by [Hatch Lighting](#) manufacturer:

Other Similar products are found below :

[PIFC-K250F](#) [PITB-K222A](#) [ALD-514012PJ134](#) [LB240S24KH](#) [EUG-200S210DT](#) [ESS030W-1050-21](#) [BPOXL 4-12-035](#) [ESS010W-0180-42](#)
[ESS010W-0350-24](#) [ESS010W-0200-42](#) [ESM060W-1400-42](#) [ESS010W-0500-12](#) [SLM140W-1.05-130-ZA](#) [ESS015W-0700-18](#) [HVG-320-](#)
[36AB](#) [HVG-320-54AB](#) [DAL30W-0600-42-T](#) [HVG-320-48AB](#) [CNB50W-1200-42-CAS](#) [CNB30W-0600-42-CAS](#) [87500757](#) [I-SELECT 2](#)
[PLUG 900MA BL](#) [LCU 48V 75W DC-STR FO](#) [I-SELECT 2 PLUG 200MA BL](#) [LC 45 W 500-1400 MA FLEXC SC EXC](#) [LC 50/200-](#)
[350/170 FLEXCC LP SNC3](#) [LCO 14/100-500/38 O4A NF C EXC3](#) [LC 28W 300-700MA 42 FLEXC NF SC EXC3](#) [LC 44/1050/42 FIXC SRL](#)
[ADV2](#) [LCA 60W 900-1750MA ONE4ALL C PRE](#) [LC 8/180/44 FIXC SR SNC2](#) [LC 19/200-350/54 FLEXC LP SNC4](#) [BXDR-PS-75BS-](#)
[E116D-01-A](#) [LC 30/500/54 FIXC SR SNC2](#) [LCA 60W 24V ONE4ALL SC PRE SP](#) [LC 15/350/42 FIXC SRL ADV2](#) [LC 60W 75-330MA](#)
[310V FLEXC NF H16 EXC4](#) [LC 10/350/29 FIXC SR SNC2](#) [LC 25/500/43 FIXC SR SNC2](#) [LC 50/100-400/140 PO4A NF H16 PRE3](#) [LC](#)
[25/600/42 FIXC SRL ADV2](#) [LCO 24/200-1050/39 NF C ADV3](#) [ELEMENT 35/220...240/900 G3](#) [LC 25W 350-1050MA FLEXC SR EXC](#) [LC](#)
[60/700/86 FIXC SR SNC2](#) [LC 35W 24 ONE4ALL IP PRE](#) [BXDR-PS-25BS-E107D-01-A](#) [LC 17W 250-700MA FLEXC SR EXC](#) [LC 15W](#)
[350MA FIXC C SNC](#) [LC 14W 700MA FIXC PC SR SNC2](#)